

## Taxable Fixed Income Funds

---

<b>Fund</b>	<b>Institutional Class</b>
Allspring Adjustable Rate Government Fund	EKIZX
Allspring Conservative Income Fund	WCIIX
Allspring Core Plus Bond Fund	WIPIX
Allspring Government Securities Fund	SGVIX
Allspring High Yield Bond Fund	EKHIX
Allspring Short Duration Government Bond Fund	WSGIX
Allspring Short-Term Bond Plus Fund	SSHIX
Allspring Short-Term High Income Fund	STYIX
Allspring Ultra Short-Term Income Fund	SADIX

**SUPPLEMENT TO THE PROSPECTUSES, SUMMARY PROSPECTUSES AND  
STATEMENT OF ADDITIONAL INFORMATION  
OF  
ALLSPRING TAXABLE FIXED INCOME  
For the Allspring Conservative Income Fund (the "Fund")**

At a meeting held on August 13-14, 2024, the Board of Trustees of Allspring Funds Trust unanimously approved the liquidation of the Fund.

Effective at the close of business on or about August 16, 2024, the Fund is closed to new investors and additional investments from existing shareholders.

The liquidation of the Fund is expected to occur after the close of business on or about October 25, 2024. Shareholders of the Fund on the date of liquidation will receive a distribution of their account proceeds in complete redemption of their shares. After the liquidation, the Fund will no longer be offered and all references to the Fund are removed from the prospectuses and Statement of Additional Information.

August 15, 2024

SUP5100 08-24

# Table of Contents

---

## Fund Summaries

Adjustable Rate Government Fund Summary .....	3
Conservative Income Fund Summary .....	7
Core Plus Bond Fund Summary .....	12
Government Securities Fund Summary .....	17
High Yield Bond Fund Summary .....	21
Short Duration Government Bond Fund Summary .....	26
Short-Term Bond Plus Fund Summary.....	30
Short-Term High Income Fund Summary .....	35
Ultra Short-Term Income Fund Summary .....	39

## Details About the Funds

Adjustable Rate Government Fund .....	44
Conservative Income Fund .....	45
Core Plus Bond Fund .....	47
Government Securities Fund .....	49
High Yield Bond Fund .....	50
Short Duration Government Bond Fund.....	52
Short-Term Bond Plus Fund .....	53
Short-Term High Income Fund.....	55
Ultra Short-Term Income Fund.....	56
Description of Principal Investment Risks .....	58
Portfolio Holdings Information.....	61
Pricing Fund Shares.....	61

## Management of the Funds

The Manager .....	62
The Sub-Adviser and Portfolio Managers .....	63
Multi-Manager Arrangement.....	64

## Account Information

Share Class Eligibility .....	65
Share Class Features .....	65
Compensation to Financial Professionals and Intermediaries .....	66
Buying and Selling Fund Shares .....	66
Exchanging Fund Shares .....	68
Frequent Purchases and Redemptions of Fund Shares .....	69
Account Policies.....	70
Distributions.....	71

# Table of Contents

---

## Other Information

Taxes .....	72
Financial Highlights .....	73

# Adjustable Rate Government Fund Summary

## Investment Objective

The Fund seeks current income consistent with capital preservation.

## Fees and Expenses

These tables are intended to help you understand the various costs and expenses you will pay if you buy, hold and sell shares of the Fund.

### Shareholder Fees (fees paid directly from your investment)

Maximum sales charge (load) imposed on purchases (as a percentage of offering price)	None
Maximum deferred sales charge (load) (as a percentage of offering price)	None

### Annual Fund Operating Expenses (expenses that you pay each year as a percentage of the value of your investment)

Management Fees	0.35%
Distribution (12b-1) Fees	0.00%
Other Expenses	0.18%
<b>Total Annual Fund Operating Expenses</b>	<b>0.53%</b>
Fee Waivers	(0.07)%
<b>Total Annual Fund Operating Expenses After Fee Waivers<sup>1</sup></b>	<b>0.46%</b>

1. The Manager has contractually committed through December 31, 2024, to waive fees and/or reimburse expenses to the extent necessary to cap Total Annual Fund Operating Expenses After Fee Waiver at 0.46% for Institutional Class. Brokerage commissions, stamp duty fees, interest, taxes, acquired fund fees and expenses (if any), and extraordinary expenses are excluded from the expense cap. Prior to or after the commitment expiration date, the cap may be increased or the commitment to maintain the cap may be terminated only with the approval of the Board of Trustees.

## Example of Expenses

The example below is intended to help you compare the costs of investing in the Fund with the costs of investing in other funds. The example assumes a \$10,000 initial investment, 5% annual total return, and that fees and expenses remain the same as in the tables above. To the extent that the Manager is waiving fees or reimbursing expenses, the example assumes that such waiver or reimbursement will only be in place through the date noted above. Although your actual costs may be higher or lower, based on these assumptions, your costs would be:

After:	
1 Year	\$47
3 Years	\$163
5 Years	\$289
10 Years	\$658

## Portfolio Turnover

The Fund pays transaction costs, such as commissions, when it buys and sells securities (or “turns over” its portfolio). A higher portfolio turnover rate may indicate higher transaction costs and may result in higher taxes when Fund shares are held in a taxable account. These costs, which are not reflected in annual fund operating expenses or in the example, affect the Fund’s performance. During the most recent fiscal year, the Fund’s portfolio turnover rate was 12% of the average value of its portfolio.

## Principal Investment Strategies

Under normal circumstances, we invest:

- at least 80% of the Fund's net assets in mortgage-backed and asset-backed securities issued or guaranteed by U.S. Government agencies or government-sponsored entities, that have interest rates that reset at periodic intervals; and
- up to 20% of the Fund's total assets in obligations that pay fixed interest rates.

We invest principally in mortgage-backed securities (including collateralized mortgage obligations (CMOs)) and asset-backed securities issued or guaranteed by U.S. Government agencies or government-sponsored entities. Under normal circumstances, we expect to maintain an average credit quality rating for the portfolio equivalent to the highest rating available from a Nationally Recognized Statistical Ratings Organization (NRSRO). In the event that a NRSRO assigns U.S. sovereign debt a rating below its highest rating, we expect to maintain an average credit quality rating that is equivalent to the average rating assigned to U.S. sovereign debt. We may also use futures for duration and yield curve management. As part of our mortgage-backed securities investment strategy, we may enter into dollar roll transactions. Under normal circumstances, the dollar-weighted average reset period of the adjustable rate securities held by the Fund will not exceed one year.

We employ a top-down, macroeconomic outlook to determine the portfolio's duration, yield curve positioning, issuer selection and sector allocation. Macroeconomic factors considered may include, among others, the pace of economic growth, employment conditions, corporate profits, inflation, monetary and fiscal policy, as well as the influence of international economic and financial conditions. In combination with our top-down macroeconomic approach, we employ a bottom-up process of fundamental securities analysis to select the specific securities for investment. Elements of this evaluation may include the effect of changing principal prepayments, interest rate and yield spread volatility, and the impact of changes in the level and shape of the yield curve on a security's value. We may sell a security based on how we expect these factors to affect a security's value relative to its indicated sales price as well as changes in portfolio strategy or cash flow needs. A security may also be sold and replaced with one that presents a better value or risk/reward profile.

## Principal Investment Risks

An investment in the Fund may lose money, is not a deposit of a bank or its affiliates, is not insured or guaranteed by the Federal Deposit Insurance Corporation or any other governmental agency, and is primarily subject to the risks briefly summarized below.

**Market Risk.** The values of, and/or the income generated by, securities held by the Fund may decline due to general market conditions or other factors, including those directly involving the issuers of such securities. Securities markets are volatile and may decline significantly in response to adverse issuer, regulatory, political, or economic developments. Different sectors of the market and different security types may react differently to such developments.

**Debt Securities Risk.** Debt securities are subject to credit risk and interest rate risk. Credit risk is the possibility that the issuer or guarantor of a debt security may be unable, or perceived to be unable or unwilling, to pay interest or repay principal when they become due. In these instances, the value of an investment could decline and the Fund could lose money. Credit risk increases as an issuer's credit quality or financial strength declines. Interest rate risk is the possibility that interest rates will change over time. When interest rates rise, the value of debt securities tends to fall. The longer the terms of the debt securities held by a Fund, the more the Fund is subject to this risk. If interest rates decline, interest that the Fund is able to earn on its investments in debt securities may also decline, which could cause the Fund to reduce the dividends it pays to shareholders, but the value of those securities may increase. Very low or negative interest rates may magnify interest rate risk.

**Mortgage- and Asset-Backed Securities Risk.** Mortgage- and asset-backed securities may decline in value and become less liquid when defaults on the underlying mortgages or assets occur and may exhibit additional volatility in periods of rising interest rates. Rising interest rates tend to extend the duration of these securities, making them more sensitive to changes in interest rates than instruments with fixed payment schedules. When interest rates decline or are low, the prepayment of mortgages or assets underlying such securities can reduce a Fund's returns.

**U.S. Government Obligations Risk.** U.S. Government obligations may be adversely impacted by changes in interest rates, and securities issued or guaranteed by U.S. Government agencies or government-sponsored entities may not be backed by the full faith and credit of the U.S. Government. U.S. Government obligations may be adversely affected by a default by, or decline in the credit quality, of the U.S. Government.

**Derivatives Risk.** The use of derivatives, such as futures, options and swap agreements, can lead to losses, including those magnified by leverage, particularly when derivatives are used to enhance return rather than mitigate risk. Certain

derivative instruments may be difficult to sell when the portfolio manager believes it would be appropriate to do so, or the other party to a derivative contract may be unwilling or unable to fulfill its contractual obligations.

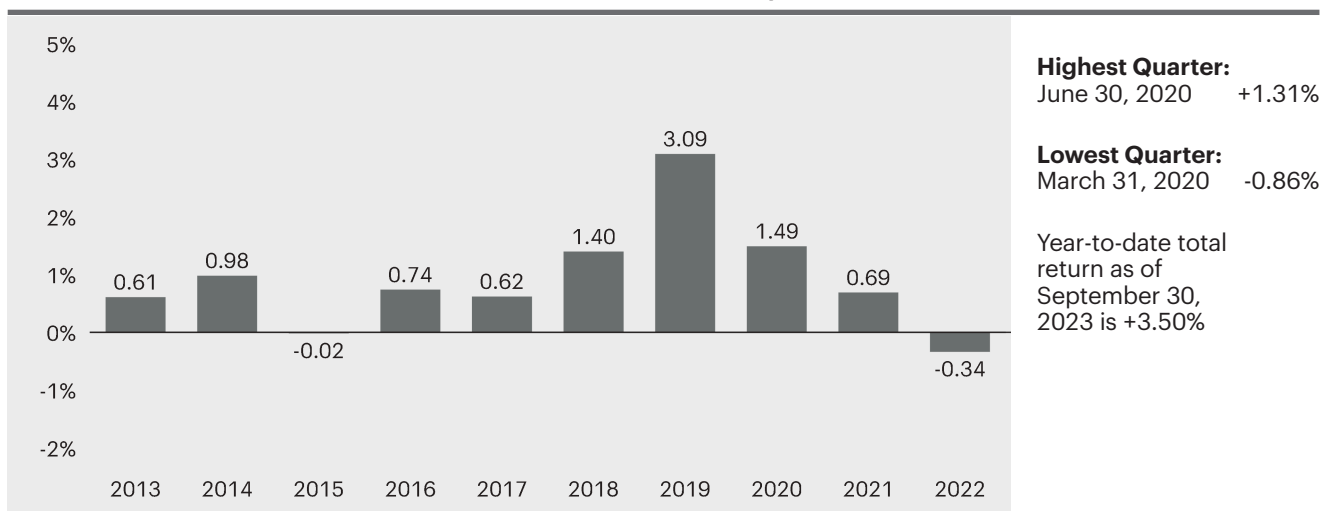
**Futures Contracts Risk.** A Fund that uses futures contracts, which are a type of derivative, is subject to the risk of loss caused by unanticipated market movements. In addition, there may at times be an imperfect correlation between the movement in the prices of futures contracts and the value of their underlying instruments or indexes, and there may at times not be a liquid secondary market for certain futures contracts.

**Management Risk.** Investment decisions, techniques, analyses or models implemented by a Fund’s manager or sub-adviser in seeking to achieve the Fund’s investment objective may not produce expected returns, may cause the Fund’s shares to lose value or may cause the Fund to underperform other funds with similar investment objectives.

## Performance

The following information provides some indication of the risks of investing in the Fund by showing changes in the Fund’s performance from year to year. The Fund’s average annual total returns are compared to the performance of one or more indices. Past performance before and after taxes is no guarantee of future results. Current month-end performance is available on the Fund’s website at [allspringglobal.com](http://allspringglobal.com).

### Calendar Year Total Returns for Institutional Class as of 12/31 each year



### Average Annual Total Returns for the periods ended 12/31/2022

	Inception Date of Share Class	1 Year	5 Year	10 Year
Institutional Class (before taxes)	10/1/1991	-0.34%	1.26%	0.92%
Institutional Class (after taxes on distributions)	10/1/1991	-1.37%	0.49%	0.34%
Institutional Class (after taxes on distributions and the sale of Fund Shares)	10/1/1991	0.01%	0.67%	0.47%
Bloomberg U.S. Aggregate Bond Index (reflects no deduction for fees, expenses, or taxes)		-13.01%	0.02%	1.06%
Bloomberg 6-Month Treasury Bill Index (reflects no deduction for fees, expenses, or taxes)		1.26%	1.37%	0.91%

After-tax returns are calculated using the historical highest individual federal marginal income tax rates and do not reflect the impact of state, local or foreign taxes. Actual after-tax returns depend on an investor’s tax situation and may differ from those shown, and after-tax returns shown are not relevant to tax-exempt investors or investors who hold their Fund shares through tax-deferred arrangements, such as 401(k) Plans or Individual Retirement Accounts.

## Fund Management

Manager	Sub-Adviser	Portfolio Manager, Title/Managed Since
Allspring Funds Management, LLC	Allspring Global Investments, LLC	<b>Christopher Y. Kauffman, CFA</b> , Portfolio Manager / 2008 <b>Michal Stanczyk</b> , Portfolio Manager / 2015

### Purchase and Sale of Fund Shares

Institutional Class shares are generally available through intermediaries for the accounts of their customers and directly to institutional investors and individuals. Institutional investors may include corporations; private banks and trust companies; endowments and foundations; defined contribution, defined benefit and other employer sponsored retirement plans; institutional retirement plan platforms; insurance companies; registered investment advisor firms; bank trusts; 529 college savings plans; family offices; and funds of funds, including those managed by Allspring Funds Management. In general, you can buy or sell shares of the Fund online or by mail, phone or wire, on any day the New York Stock Exchange is open for regular trading. You also may buy and sell shares through a financial professional.

Minimum Investments	To Buy or Sell Shares
<b>Minimum Initial Investment</b> Institutional Class: \$1 million (this amount may be reduced or eliminated for certain eligible investors)	<b>Mail:</b> Allspring Funds P.O. Box 219967 Kansas City, MO 64121-9967 <b>Online:</b> allspringglobal.com <b>Phone or Wire:</b> 1-800-222-8222 <b>Contact your financial professional.</b>
<b>Minimum Additional Investment</b> Institutional Class: None	

### Tax Information

Any distributions you receive from the Fund may be taxable as ordinary income or capital gains, except when your investment is in an IRA, 401(k) or other tax-advantaged investment plan. However, subsequent withdrawals from such a tax-advantaged investment plan may be subject to federal income tax. You should consult your tax adviser about your specific tax situation.

### Payments to Intermediaries

If you purchase a Fund through an intermediary, the Fund and its related companies may pay the intermediary for the sale of Fund shares and related services. These payments may create a conflict of interest by influencing the intermediary and your financial professional to recommend the Fund over another investment. Consult your financial professional or visit your intermediary's website for more information.



# Conservative Income Fund Summary

## Investment Objective

The Fund seeks current income consistent with capital preservation.

## Fees and Expenses

These tables are intended to help you understand the various costs and expenses you will pay if you buy, hold and sell shares of the Fund.

### Shareholder Fees (fees paid directly from your investment)

Maximum sales charge (load) imposed on purchases (as a percentage of offering price)	None
Maximum deferred sales charge (load) (as a percentage of offering price)	None

### Annual Fund Operating Expenses (expenses that you pay each year as a percentage of the value of your investment)

Management Fees	0.25%
Distribution (12b-1) Fees	0.00%
Other Expenses	0.16%
<b>Total Annual Fund Operating Expenses</b>	<b>0.41%</b>
Fee Waivers	(0.16)%
<b>Total Annual Fund Operating Expenses After Fee Waivers<sup>1</sup></b>	<b>0.25%</b>

1. The Manager has contractually committed through December 31, 2024, to waive fees and/or reimburse expenses to the extent necessary to cap Total Annual Fund Operating Expenses After Fee Waiver at 0.25% for Institutional Class. Brokerage commissions, stamp duty fees, interest, taxes, acquired fund fees and expenses (if any), and extraordinary expenses are excluded from the expense cap. Prior to or after the commitment expiration date, the cap may be increased or the commitment to maintain the cap may be terminated only with the approval of the Board of Trustees.

## Example of Expenses

The example below is intended to help you compare the costs of investing in the Fund with the costs of investing in other funds. The example assumes a \$10,000 initial investment, 5% annual total return, and that fees and expenses remain the same as in the tables above. To the extent that the Manager is waiving fees or reimbursing expenses, the example assumes that such waiver or reimbursement will only be in place through the date noted above. Although your actual costs may be higher or lower, based on these assumptions, your costs would be:

After:	
1 Year	\$26
3 Years	\$115
5 Years	\$214
10 Years	\$502

## Portfolio Turnover

The Fund pays transaction costs, such as commissions, when it buys and sells securities (or “turns over” its portfolio). A higher portfolio turnover rate may indicate higher transaction costs and may result in higher taxes when Fund shares are held in a taxable account. These costs, which are not reflected in annual fund operating expenses or in the example, affect the Fund’s performance. During the most recent fiscal year, the Fund’s portfolio turnover rate was 105% of the average value of its portfolio.

## Principal Investment Strategies

Under normal circumstances, we invest:

- substantially all of the Fund's net assets in U.S. dollar-denominated short-term fixed-, floating- and variable-rate debt securities that meet our minimum quality standards.

Under normal circumstances, we invest substantially all of the Fund's net assets in U.S. dollar-denominated short-term fixed-, floating- and variable-rate debt securities that have received either a minimum short-term rating of at least A-2 (or its equivalent) or a minimum long-term rating of BBB (or its equivalent), by one or more Nationally Recognized Statistical Ratings Organizations ("NRSROs"), or, if unrated, that are deemed by us to be of comparable quality at the time of purchase. However, under normal circumstances, we will not invest more than 30% of the Fund's net assets in securities that have received either a short-term rating of A-2 (or its equivalent) or a long-term rating of BBB or BBB plus (or their equivalents), by one or more NRSROs, or, if unrated, that are deemed by us to be of comparable quality at the time of purchase.

We will concentrate the Fund's investments in the banking industry, which means we will normally invest at least 25% of the Fund's total assets in securities and other obligations of issuers in that industry. We may, however, invest less than 25% of the Fund's assets in this industry as a temporary defensive measure.

Our portfolio holdings may include commercial paper, repurchase agreements, certificates of deposit, time deposits, bankers' acceptances, U.S. Government obligations, municipal securities, corporate debt securities and mortgage- and asset-backed securities. The Fund also considers its investment in a cash sweep vehicle to constitute a "debt security" for purposes of the Fund's investment strategy. We may invest in the U.S. dollar-denominated debt securities of both domestic and foreign issuers. We may also use Treasury futures for duration and yield curve management. The Fund will not invest in auction rate securities, structured investment vehicle (SIV) structures or mortgage- or asset-backed securities primarily backed by sub-prime or Alt-A residential collateral.

While we may invest in securities with a maximum maturity, average life or demand feature of three and one quarter years, under normal circumstances, we expect the Fund's dollar-weighted average effective maturity to be one year or less. "Dollar-Weighted Average Effective Maturity" is a measure of the average time until the final payment of principal and interest is due on fixed income securities in the Fund's portfolio.

We employ a combination of bottom-up, security-level analysis with a top down macroeconomic view to formulate security selection, sector and credit quality positioning, and duration decisions. Macroeconomic factors considered may include, among others, the pace of economic growth, employment conditions, corporate profits, inflation, monetary and fiscal policy, as well as the influence of international economic and financial conditions.

Our security selection process employs fundamental and quantitative techniques to identify attractive, risk-adjusted return opportunities among debt securities. Elements of this evaluation may include, among others, credit research, the measurement of volatility trends and historical yield spread relationships, and estimates of liquidity and investor demand. Our fundamental credit analysis may consider an issuer's general financial condition, its competitive position and its management strategies, as well as industry characteristics and other factors.

Though the Fund's net asset value will fluctuate, the Fund's principal investment strategies are intended to manage volatility.

The Fund is not a money market fund.

## Principal Investment Risks

An investment in the Fund may lose money, is not a deposit of a bank or its affiliates, is not insured or guaranteed by the Federal Deposit Insurance Corporation or any other governmental agency, and is primarily subject to the risks briefly summarized below.

**Market Risk.** The values of, and/or the income generated by, securities held by the Fund may decline due to general market conditions or other factors, including those directly involving the issuers of such securities. Securities markets are volatile and may decline significantly in response to adverse issuer, regulatory, political, or economic developments. Different sectors of the market and different security types may react differently to such developments.

**Debt Securities Risk.** Debt securities are subject to credit risk and interest rate risk. Credit risk is the possibility that the issuer or guarantor of a debt security may be unable, or perceived to be unable or unwilling, to pay interest or repay principal when they become due. In these instances, the value of an investment could decline and the Fund could lose money. Credit risk increases as an issuer's credit quality or financial strength declines. Interest rate risk is the possibility that interest rates will change over time. When interest rates rise, the value of debt securities tends to fall. The longer

the terms of the debt securities held by a Fund, the more the Fund is subject to this risk. If interest rates decline, interest that the Fund is able to earn on its investments in debt securities may also decline, which could cause the Fund to reduce the dividends it pays to shareholders, but the value of those securities may increase. Very low or negative interest rates may magnify interest rate risk.

**Industry Concentration Risk.** A Fund that concentrates its investments in an industry or group of industries is more vulnerable to adverse market, economic, regulatory, political or other developments affecting such industry or group of industries than a fund that invests its assets more broadly.

**Derivatives Risk.** The use of derivatives, such as futures, options and swap agreements, can lead to losses, including those magnified by leverage, particularly when derivatives are used to enhance return rather than mitigate risk. Certain derivative instruments may be difficult to sell when the portfolio manager believes it would be appropriate to do so, or the other party to a derivative contract may be unwilling or unable to fulfill its contractual obligations.

**Foreign Investment Risk.** Foreign investments may be subject to lower liquidity, greater price volatility and risks related to adverse political, regulatory, market or economic developments. Foreign investments may involve exposure to changes in foreign currency exchange rates and may be subject to higher withholding and other taxes.

**Futures Contracts Risk.** A Fund that uses futures contracts, which are a type of derivative, is subject to the risk of loss caused by unanticipated market movements. In addition, there may at times be an imperfect correlation between the movement in the prices of futures contracts and the value of their underlying instruments or indexes, and there may at times not be a liquid secondary market for certain futures contracts.

**Management Risk.** Investment decisions, techniques, analyses or models implemented by a Fund's manager or sub-adviser in seeking to achieve the Fund's investment objective may not produce expected returns, may cause the Fund's shares to lose value or may cause the Fund to underperform other funds with similar investment objectives.

**Mortgage- and Asset-Backed Securities Risk.** Mortgage- and asset-backed securities may decline in value and become less liquid when defaults on the underlying mortgages or assets occur and may exhibit additional volatility in periods of rising interest rates. Rising interest rates tend to extend the duration of these securities, making them more sensitive to changes in interest rates than instruments with fixed payment schedules. When interest rates decline or are low, the prepayment of mortgages or assets underlying such securities can reduce a Fund's returns.

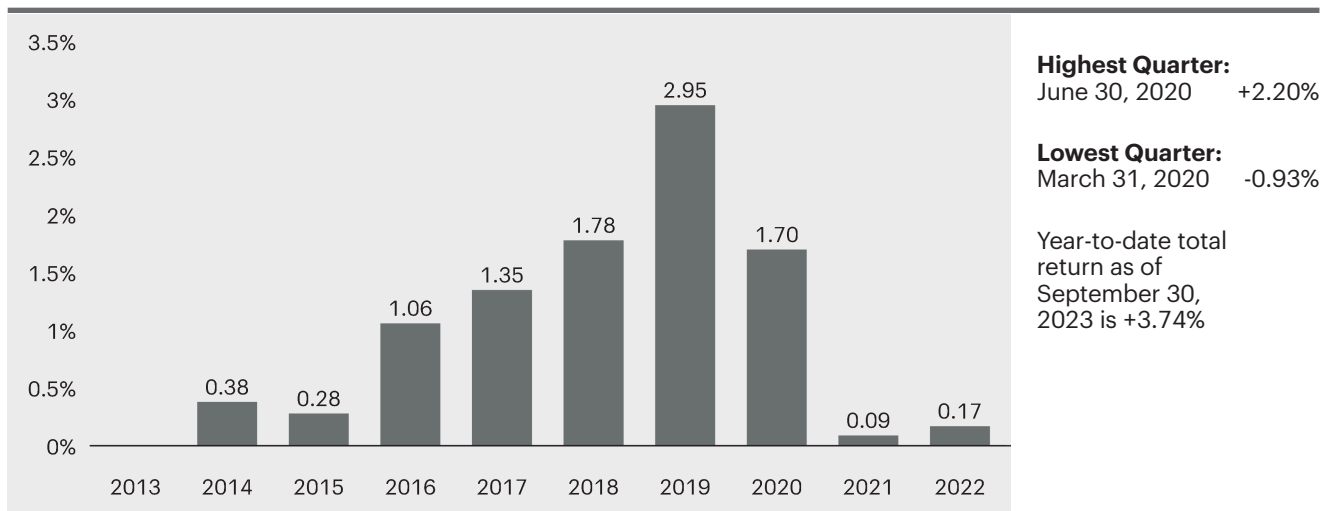
**Municipal Securities Risk.** Municipal securities may be fully or partially backed or enhanced by the taxing authority of a local government, by the current or anticipated revenues from a specific project or specific assets, or by the credit of, or liquidity enhancement provided by, a private issuer. Various types of municipal securities are often related in such a way that political, economic or business developments affecting one obligation could affect other municipal securities held by a Fund.

**U.S. Government Obligations Risk.** U.S. Government obligations may be adversely impacted by changes in interest rates, and securities issued or guaranteed by U.S. Government agencies or government-sponsored entities may not be backed by the full faith and credit of the U.S. Government. U.S. Government obligations may be adversely affected by a default by, or decline in the credit quality, of the U.S. Government.

## Performance

The following information provides some indication of the risks of investing in the Fund by showing changes in the Fund's performance from year to year. The Fund's average annual total returns are compared to the performance of one or more indices. Past performance before and after taxes is no guarantee of future results. Current month-end performance is available on the Fund's website at [allspringglobal.com](http://allspringglobal.com).

### Calendar Year Total Returns for the Institutional Class as of 12/31 each year



### Average Annual Total Returns for the periods ended 12/31/2022

	Inception Date of Share Class	1 Year	5 Year	Since Inception
Institutional Class (before taxes)	5/31/2013	0.17%	1.33%	1.05%
Institutional Class (after taxes on distributions)	5/31/2013	-0.51%	0.66%	0.55%
Institutional Class (after taxes on distributions and the sale of Fund Shares)	5/31/2013	0.10%	0.74%	0.58%
Bloomberg U.S. Aggregate Bond Index (reflects no deduction for fees, expenses, or taxes)		-13.01%	0.02%	1.20%
Bloomberg 6-9 Month Treasury Bill Index (reflects no deduction for fees, expenses, or taxes)		0.15%	1.16%	0.76%

After-tax returns are calculated using the historical highest individual federal marginal income tax rates and do not reflect the impact of state, local or foreign taxes. Actual after-tax returns depend on an investor's tax situation and may differ from those shown, and after-tax returns shown are not relevant to tax-exempt investors or investors who hold their Fund shares through tax-deferred arrangements, such as 401(k) Plans or Individual Retirement Accounts.

## Fund Management

Adviser	Sub-Adviser	Portfolio Managers, Title/Managed Since
Allspring Funds Management, LLC	Allspring Global Investments, LLC	<b>Andrew M. Greenberg, CFA</b> , Portfolio Manager / 2013 <b>Anthony J. Melville, CFA</b> , Portfolio Manager / 2013 <b>Jeffrey L. Weaver, CFA</b> , Portfolio Manager / 2013

### Purchase and Sale of Fund Shares

Institutional Class shares are generally available through intermediaries for the accounts of their customers and directly to institutional investors and individuals. Institutional investors may include corporations; private banks and trust companies; endowments and foundations; defined contribution, defined benefit and other employer sponsored retirement plans; institutional retirement plan platforms; insurance companies; registered investment advisor firms; bank trusts; 529 college savings plans; family offices; and funds of funds, including those managed by Allspring Funds Management. In general, you can buy or sell shares of the Fund online or by mail, phone or wire, on any day the New York Stock Exchange is open for regular trading. You also may buy and sell shares through a financial professional.

Minimum Investments	To Buy or Sell Shares
<b>Minimum Initial Investment</b> Institutional Class: \$1 million (this amount may be reduced or eliminated for certain eligible investors)	<b>Mail:</b> Allspring Funds P.O. Box 219967 Kansas City, MO 64121-9967 <b>Online:</b> <a href="http://allspringglobal.com">allspringglobal.com</a> <b>Phone or Wire:</b> 1-800-222-8222 <b>Contact your financial professional.</b>
<b>Minimum Additional Investment</b> Institutional Class: None	

### Tax Information

Any distributions you receive from the Fund may be taxable as ordinary income or capital gains, except when your investment is in an IRA, 401(k) or other tax-advantaged investment plan. However, subsequent withdrawals from such a tax-advantaged investment plan may be subject to federal income tax. You should consult your tax adviser about your specific tax situation.

### Payments to Broker-Dealers and Other Financial Intermediaries

If you purchase a Fund through an intermediary, the Fund and its related companies may pay the intermediary for the sale of Fund shares and related services. These payments may create a conflict of interest by influencing the intermediary and your financial professional to recommend the Fund over another investment. Consult your financial professional or visit your intermediary's website for more information.

# Core Plus Bond Fund Summary

## Investment Objective

The Fund seeks total return, consisting of current income and capital appreciation.

## Fees and Expenses

These tables are intended to help you understand the various costs and expenses you will pay if you buy, hold and sell shares of the Fund.

### Shareholder Fees (fees paid directly from your investment)

Maximum sales charge (load) imposed on purchases (as a percentage of offering price)	None
Maximum deferred sales charge (load) (as a percentage of offering price)	None

### Annual Fund Operating Expenses (expenses that you pay each year as a percentage of the value of your investment)<sup>1</sup>

Management Fees	0.41%
Distribution (12b-1) Fees	0.00%
Other Expenses	0.10%
Acquired Fund Fees and Expense	0.01%
<b>Total Annual Fund Operating Expenses</b>	<b>0.52%</b>
Fee Waivers	(0.16)%
<b>Total Annual Fund Operating Expenses After Fee Waivers<sup>2</sup></b>	<b>0.36%</b>

1. Expenses have been adjusted as necessary from amounts incurred during the Fund's most recent fiscal year to reflect current fees and expenses.

2. The Manager has contractually committed through December 31, 2024, to waive fees and/or reimburse expenses to the extent necessary to cap Total Annual Fund Operating Expenses After Fee Waiver at 0.35% for Institutional Class. Brokerage commissions, stamp duty fees, interest, taxes, acquired fund fees and expenses (if any), and extraordinary expenses are excluded from the expense cap. Prior to or after the commitment expiration date, the cap may be increased or the commitment to maintain the cap may be terminated only with the approval of the Board of Trustees.

## Example of Expenses

The example below is intended to help you compare the costs of investing in the Fund with the costs of investing in other funds. The example assumes a \$10,000 initial investment, 5% annual total return, and that fees and expenses remain the same as in the tables above. To the extent that the Manager is waiving fees or reimbursing expenses, the example assumes that such waiver or reimbursement will only be in place through the date noted above. Although your actual costs may be higher or lower, based on these assumptions, your costs would be:

After:	
1 Year	\$37
3 Years	\$151
5 Years	\$275
10 Years	\$637

## Portfolio Turnover

The Fund pays transaction costs, such as commissions, when it buys and sells securities (or "turns over" its portfolio). A higher portfolio turnover rate may indicate higher transaction costs and may result in higher taxes when Fund shares are held in a taxable account. These costs, which are not reflected in annual fund operating expenses or in the example, affect the Fund's performance. During the most recent fiscal year, the Fund's portfolio turnover rate was 254% of the average value of its portfolio.

## Principal Investment Strategies

Under normal circumstances, we invest:

- at least 80% of the Fund's net assets in debt securities;
- up to 35% of the Fund's total assets in debt securities that are below investment-grade; and
- up to 25% of the Fund's total assets in debt securities of foreign issuers, including emerging markets issuers and debt securities denominated in foreign currencies.

We invest principally in debt securities, including corporate, mortgage- and asset-backed securities, bank loans, foreign sovereign debt, supranational agencies, and U.S. Government obligations. These securities may have fixed, floating or variable rates and may include debt securities of both domestic and foreign issuers. We invest in both investment-grade and below investment-grade debt securities (often called "high yield" securities or "junk bonds"), including unrated securities, as well as securities that are in default at the time of purchase.

We may invest in debt securities of foreign issuers, including emerging markets issuers, denominated in any currency. We may seek to add yield by having exposures to a variety of credits, mortgages, and higher yielding countries and currencies. We may also use futures and swap agreements to manage risk or to enhance return. We may enter into currency-related transactions through derivative instruments, including currency and cross currency forwards. The use of derivative currency transactions is intended to allow the Fund to manage, hedge or reduce a foreign currency-specific risk exposure of a portfolio security or its denominated currency or to obtain net long exposure to selected currencies for the purpose of generating income or additional returns.

While we may purchase securities of any maturity or duration, under normal circumstances, we expect to maintain an overall portfolio dollar-weighted average effective duration that is within 1 year of that of the Fund's benchmark. The Fund's benchmark, the Bloomberg U.S. Aggregate Bond Index, had a duration of 6.81 years, as of November 30, 2021. "Dollar-Weighted Average Effective Duration" is an aggregate measure of the sensitivity of a fund's fixed income portfolio securities to changes in interest rates. As a general matter, the price of a fixed income security with a longer effective duration will fluctuate more in response to changes in interest rates than the price of a fixed income security with a shorter effective duration.

We start our investment process with a top-down, macroeconomic outlook to determine portfolio duration and yield curve positioning as well as industry, sector and credit quality allocations. Macroeconomic factors considered may include, among others, the pace of economic growth, employment conditions, corporate profits, inflation, monetary and fiscal policy, as well as the influence of international economic and financial conditions. Within these parameters, we then apply rigorous credit research to select individual securities that we believe can add value from income and/or the potential for capital appreciation. Our credit research may include an assessment of an issuer's general financial condition, its competitive positioning and management strength, as well as industry characteristics and other factors including an assessment of environmental, social and governance (ESG) factors that are deemed to have material business and/or financial risk. The ESG factors utilized in the fund's investment process may change over time, some factors may not be relevant with respect to all issuers and may or may not be determinative in the security selection process. We may sell a security due to changes in credit characteristics or outlook, as well as changes in portfolio strategy or cash flow needs. A security may also be sold and replaced with one that presents a better value or risk/reward profile.

## Principal Investment Risks

An investment in the Fund may lose money, is not a deposit of a bank or its affiliates, is not insured or guaranteed by the Federal Deposit Insurance Corporation or any other governmental agency, and is primarily subject to the risks briefly summarized below.

**Market Risk.** The values of, and/or the income generated by, securities held by the Fund may decline due to general market conditions or other factors, including those directly involving the issuers of such securities. Securities markets are volatile and may decline significantly in response to adverse issuer, regulatory, political, or economic developments. Different sectors of the market and different security types may react differently to such developments.

**Debt Securities Risk.** Debt securities are subject to credit risk and interest rate risk. Credit risk is the possibility that the issuer or guarantor of a debt security may be unable, or perceived to be unable or unwilling, to pay interest or repay principal when they become due. In these instances, the value of an investment could decline and the Fund could lose money. Credit risk increases as an issuer's credit quality or financial strength declines. Interest rate risk is the possibility that interest rates will change over time. When interest rates rise, the value of debt securities tends to fall. The longer the terms of the debt securities held by a Fund, the more the Fund is subject to this risk. If interest rates decline, interest that the Fund is able to earn on its investments in debt securities may also decline, which could cause the Fund



to reduce the dividends it pays to shareholders, but the value of those securities may increase. Very low or negative interest rates may magnify interest rate risk.

**Derivatives Risk.** The use of derivatives, such as futures, options and swap agreements, can lead to losses, including those magnified by leverage, particularly when derivatives are used to enhance return rather than mitigate risk. Certain derivative instruments may be difficult to sell when the portfolio manager believes it would be appropriate to do so, or the other party to a derivative contract may be unwilling or unable to fulfill its contractual obligations.

**Emerging Markets Risk.** Emerging market securities typically present even greater exposure to the risks described under “Foreign Investment Risk” and may be particularly sensitive to global economic conditions. Emerging market securities are also typically less liquid than securities of developed countries and could be difficult to sell, particularly during a market downturn.

**Foreign Currency Contracts Risk.** A Fund that enters into forwards or other foreign currency contracts, which are a type of derivative, is subject to the risk that the portfolio manager may be incorrect in his or her judgment of future exchange rate changes.

**Foreign Investment Risk.** Foreign investments may be subject to lower liquidity, greater price volatility and risks related to adverse political, regulatory, market or economic developments. Foreign investments may involve exposure to changes in foreign currency exchange rates and may be subject to higher withholding and other taxes.

**Futures Contracts Risk.** A Fund that uses futures contracts, which are a type of derivative, is subject to the risk of loss caused by unanticipated market movements. In addition, there may at times be an imperfect correlation between the movement in the prices of futures contracts and the value of their underlying instruments or indexes, and there may at times not be a liquid secondary market for certain futures contracts.

**High Yield Securities Risk.** High yield securities and unrated securities of similar credit quality (commonly known as “junk bonds”) are considered speculative and have a much greater risk of default or of not returning principal and their values tend to be more volatile than higher-rated securities with similar maturities.

**Loan Risk.** Loans may be unrated, less liquid and more difficult to value than traditional debt securities. The highly leveraged capital structure of the borrowers in such transactions may make such loans especially vulnerable to adverse changes in financial, economic or market conditions. A Fund may be unable to sell loans at a desired time or price. The Fund may also not be able to control amendments, waivers or the exercise of any remedies that a lender would have under a direct loan and may assume liability as a lender.

**Management Risk.** Investment decisions, techniques, analyses or models implemented by a Fund’s manager or sub-adviser in seeking to achieve the Fund’s investment objective may not produce expected returns, may cause the Fund’s shares to lose value or may cause the Fund to underperform other funds with similar investment objectives.

**Mortgage- and Asset-Backed Securities Risk.** Mortgage- and asset-backed securities may decline in value and become less liquid when defaults on the underlying mortgages or assets occur and may exhibit additional volatility in periods of rising interest rates. Rising interest rates tend to extend the duration of these securities, making them more sensitive to changes in interest rates than instruments with fixed payment schedules. When interest rates decline or are low, the prepayment of mortgages or assets underlying such securities can reduce a Fund’s returns.

**Swaps Risk.** Depending on their structure, swap agreements and options to enter into swap agreements (“swaptions”), both of which are types of derivatives, may increase or decrease a Fund’s exposure to long- or short-term interest rates, foreign currency values, mortgage-backed securities, corporate borrowing rates, or credit events or other reference points such as security prices or inflation rates.

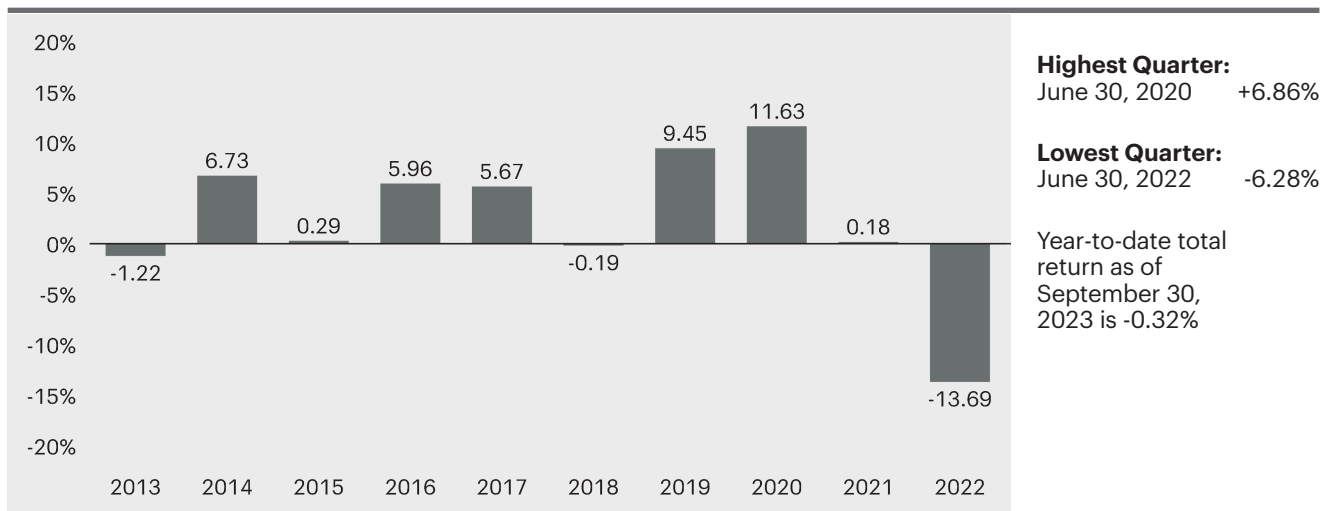
**U.S. Government Obligations Risk.** U.S. Government obligations may be adversely impacted by changes in interest rates, and securities issued or guaranteed by U.S. Government agencies or government-sponsored entities may not be backed by the full faith and credit of the U.S. Government. U.S. Government obligations may be adversely affected by a default by, or decline in the credit quality, of the U.S. Government.



## Performance

The following information provides some indication of the risks of investing in the Fund by showing changes in the Fund's performance from year to year. The Fund's average annual total returns are compared to the performance of one or more indices. Past performance before and after taxes is no guarantee of future results. Current month-end performance is available on the Fund's website at [allspringglobal.com](http://allspringglobal.com).

### Calendar Year Total Returns for Institutional Class as of 12/31 each year



### Average Annual Total Returns for the periods ended 12/31/2022

	Inception Date of Share Class	1 Year	5 Year	10 Year
Institutional Class (before taxes)	7/18/2008	-13.69%	1.07%	2.24%
Institutional Class (after taxes on distributions)	7/18/2008	-14.75%	-0.37%	0.95%
Institutional Class (after taxes on distributions and the sale of Fund Shares)	7/18/2008	-8.09%	0.29%	1.19%
Bloomberg U.S. Aggregate Bond Index (reflects no deduction for fees, expenses, or taxes)		-13.01%	0.02%	1.06%

After-tax returns are calculated using the historical highest individual federal marginal income tax rates and do not reflect the impact of state, local or foreign taxes. Actual after-tax returns depend on an investor's tax situation and may differ from those shown, and after-tax returns shown are not relevant to tax-exempt investors or investors who hold their Fund shares through tax-deferred arrangements, such as 401(k) Plans or Individual Retirement Accounts.

## Fund Management

Manager	Sub-Adviser	Portfolio Manager, Title/Managed Since
Allspring Funds Management, LLC	Allspring Global Investments, LLC	<b>Christopher Y. Kauffman, CFA</b> , Portfolio Manager / 2015 <b>Janet S. Rilling, CFA, CPA</b> , Portfolio Manager / 2008 <b>Michael J. Schueller, CFA</b> , Portfolio Manager / 2017 <b>Michal Stanczyk</b> , Portfolio Manager / 2021 <b>Noah M. Wise, CFA</b> , Portfolio Manager / 2015

## Purchase and Sale of Fund Shares

Institutional Class shares are generally available through intermediaries for the accounts of their customers and directly to institutional investors and individuals. Institutional investors may include corporations; private banks and trust companies; endowments and foundations; defined contribution, defined benefit and other employer sponsored retirement plans; institutional retirement plan platforms; insurance companies; registered investment advisor firms; bank trusts; 529 college savings plans; family offices; and funds of funds, including those managed by Allspring Funds Management. In general, you can buy or sell shares of the Fund online or by mail, phone or wire, on any day the New York Stock Exchange is open for regular trading. You also may buy and sell shares through a financial professional.

Minimum Investments	To Buy or Sell Shares
<b>Minimum Initial Investment</b> Institutional Class: \$1 million (this amount may be reduced or eliminated for certain eligible investors)	<b>Mail:</b> Allspring Funds P.O. Box 219967 Kansas City, MO 64121-9967 <b>Online:</b> allspringglobal.com <b>Phone or Wire:</b> 1-800-222-8222 <b>Contact your financial professional.</b>
<b>Minimum Additional Investment</b> Institutional Class: None	

## Tax Information

Any distributions you receive from the Fund may be taxable as ordinary income or capital gains, except when your investment is in an IRA, 401(k) or other tax-advantaged investment plan. However, subsequent withdrawals from such a tax-advantaged investment plan may be subject to federal income tax. You should consult your tax adviser about your specific tax situation.

## Payments to Intermediaries

If you purchase a Fund through an intermediary, the Fund and its related companies may pay the intermediary for the sale of Fund shares and related services. These payments may create a conflict of interest by influencing the intermediary and your financial professional to recommend the Fund over another investment. Consult your financial professional or visit your intermediary's website for more information.

# Government Securities Fund Summary

## Investment Objective

The Fund seeks current income.

## Fees and Expenses

These tables are intended to help you understand the various costs and expenses you will pay if you buy, hold and sell shares of the Fund.

### Shareholder Fees (fees paid directly from your investment)

Maximum sales charge (load) imposed on purchases (as a percentage of offering price)	None
Maximum deferred sales charge (load) (as a percentage of offering price)	None

### Annual Fund Operating Expenses (expenses that you pay each year as a percentage of the value of your investment)<sup>1</sup>

Management Fees	0.45%
Distribution (12b-1) Fees	0.00%
Other Expenses	0.13%
<b>Total Annual Fund Operating Expenses</b>	<b>0.58%</b>
Fee Waivers	(0.10)%
<b>Total Annual Fund Operating Expenses After Fee Waivers<sup>2</sup></b>	<b>0.48%</b>

1. Expenses have been adjusted as necessary from amounts incurred during the Fund's most recent fiscal year to reflect current fees and expenses.
2. The Manager has contractually committed through December 31, 2024, to waive fees and/or reimburse expenses to the extent necessary to cap Total Annual Fund Operating Expenses After Fee Waiver at 0.48% for Institutional Class. Brokerage commissions, stamp duty fees, interest, taxes, acquired fund fees and expenses (if any), and extraordinary expenses are excluded from the expense cap. Prior to or after the commitment expiration date, the cap may be increased or the commitment to maintain the cap may be terminated only with the approval of the Board of Trustees.

## Example of Expenses

The example below is intended to help you compare the costs of investing in the Fund with the costs of investing in other funds. The example assumes a \$10,000 initial investment, 5% annual total return, and that fees and expenses remain the same as in the tables above. To the extent that the Manager is waiving fees or reimbursing expenses, the example assumes that such waiver or reimbursement will only be in place through the date noted above. Although your actual costs may be higher or lower, based on these assumptions, your costs would be:

<b>After:</b>	
1 Year	\$49
3 Years	\$176
5 Years	\$314
10 Years	\$716

## Portfolio Turnover

The Fund pays transaction costs, such as commissions, when it buys and sells securities (or "turns over" its portfolio). A higher portfolio turnover rate may indicate higher transaction costs and may result in higher taxes when Fund shares are held in a taxable account. These costs, which are not reflected in annual fund operating expenses or in the example, affect the Fund's performance. During the most recent fiscal year, the Fund's portfolio turnover rate was 152% of the average value of its portfolio.

## Principal Investment Strategies

Under normal circumstances, we invest:

- at least 80% of the Fund's net assets in U.S. Government obligations and repurchase agreements collateralized by U.S. Government obligations; and
- up to 20% of the Fund's net assets in non-government investment-grade debt securities.

We invest principally in U.S. Government obligations, including debt securities issued or guaranteed by the U.S. Treasury, U.S. Government agencies or government-sponsored entities. These securities may have fixed, floating or variable rates and also include mortgage-backed securities. As part of our mortgage-backed securities investment strategy, we may enter into dollar rolls. We may also use futures for duration and yield curve management.

We employ a top-down, macroeconomic outlook to determine the portfolio's duration, yield curve positioning and sector allocation. Macroeconomic factors considered may include, among others, the pace of economic growth, employment conditions, inflation, monetary and fiscal policy, as well as the influence of international economic and financial conditions. In combination with our top-down, macroeconomic approach, we employ a bottom-up process of fundamental securities analysis to select the specific securities for investment. Elements of this evaluation may include duration measurements, historical yield spread relationships, volatility trends, mortgage refinance rates, as well as other factors. We may sell a security due to changes in our outlook, as well as changes in portfolio strategy or cash flow needs. A security may also be sold and replaced with one that presents a better value or risk/reward profile.

## Principal Investment Risks

An investment in the Fund may lose money, is not a deposit of a bank or its affiliates, is not insured or guaranteed by the Federal Deposit Insurance Corporation or any other governmental agency, and is primarily subject to the risks briefly summarized below.

**Market Risk.** The values of, and/or the income generated by, securities held by the Fund may decline due to general market conditions or other factors, including those directly involving the issuers of such securities. Securities markets are volatile and may decline significantly in response to adverse issuer, regulatory, political, or economic developments. Different sectors of the market and different security types may react differently to such developments.

**Debt Securities Risk.** Debt securities are subject to credit risk and interest rate risk. Credit risk is the possibility that the issuer or guarantor of a debt security may be unable, or perceived to be unable or unwilling, to pay interest or repay principal when they become due. In these instances, the value of an investment could decline and the Fund could lose money. Credit risk increases as an issuer's credit quality or financial strength declines. Interest rate risk is the possibility that interest rates will change over time. When interest rates rise, the value of debt securities tends to fall. The longer the terms of the debt securities held by a Fund, the more the Fund is subject to this risk. If interest rates decline, interest that the Fund is able to earn on its investments in debt securities may also decline, which could cause the Fund to reduce the dividends it pays to shareholders, but the value of those securities may increase. Very low or negative interest rates may magnify interest rate risk.

**U.S. Government Obligations Risk.** U.S. Government obligations may be adversely impacted by changes in interest rates, and securities issued or guaranteed by U.S. Government agencies or government-sponsored entities may not be backed by the full faith and credit of the U.S. Government. U.S. Government obligations may be adversely affected by a default by, or decline in the credit quality, of the U.S. Government.

**Derivatives Risk.** The use of derivatives, such as futures, options and swap agreements, can lead to losses, including those magnified by leverage, particularly when derivatives are used to enhance return rather than mitigate risk. Certain derivative instruments may be difficult to sell when the portfolio manager believes it would be appropriate to do so, or the other party to a derivative contract may be unwilling or unable to fulfill its contractual obligations.

**Futures Contracts Risk.** A Fund that uses futures contracts, which are a type of derivative, is subject to the risk of loss caused by unanticipated market movements. In addition, there may at times be an imperfect correlation between the movement in the prices of futures contracts and the value of their underlying instruments or indexes, and there may at times not be a liquid secondary market for certain futures contracts.

**Management Risk.** Investment decisions, techniques, analyses or models implemented by a Fund's manager or sub-adviser in seeking to achieve the Fund's investment objective may not produce expected returns, may cause the Fund's shares to lose value or may cause the Fund to underperform other funds with similar investment objectives.

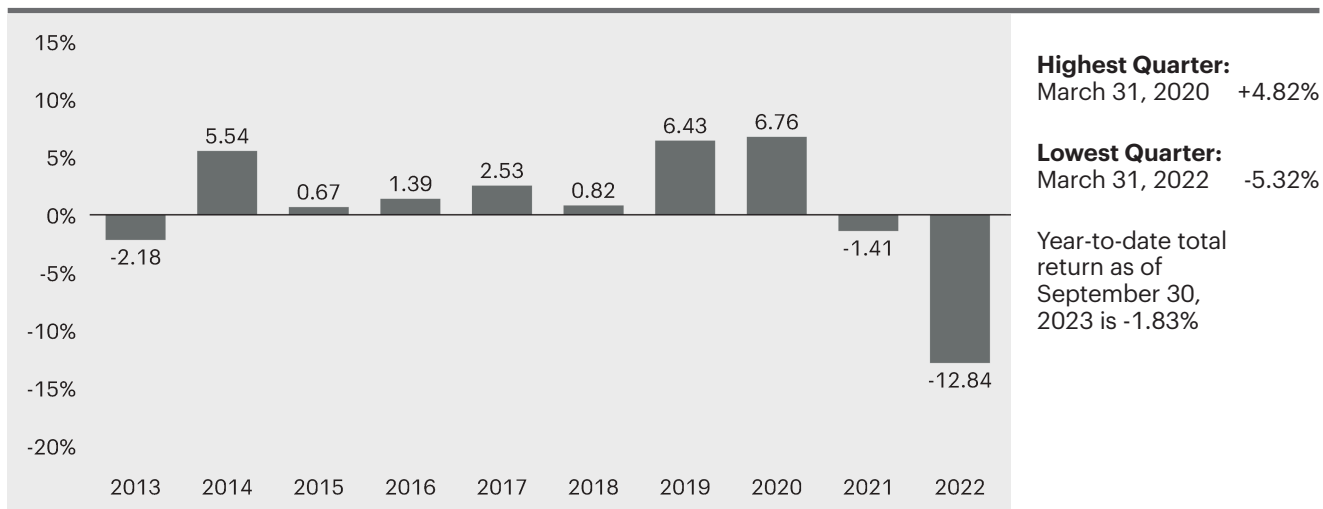
**Mortgage- and Asset-Backed Securities Risk.** Mortgage- and asset-backed securities may decline in value and become less liquid when defaults on the underlying mortgages or assets occur and may exhibit additional volatility in periods of rising interest rates. Rising interest rates tend to extend the duration of these securities, making them more

sensitive to changes in interest rates than instruments with fixed payment schedules. When interest rates decline or are low, the prepayment of mortgages or assets underlying such securities can reduce a Fund's returns.

## Performance

The following information provides some indication of the risks of investing in the Fund by showing changes in the Fund's performance from year to year. The Fund's average annual total returns are compared to the performance of one or more indices. Past performance before and after taxes is no guarantee of future results. Current month-end performance is available on the Fund's website at [allspringglobal.com](http://allspringglobal.com).

### Calendar Year Total Returns for Institutional Class as of 12/31 each year



### Average Annual Total Returns for the periods ended 12/31/2022

	Inception Date of Share Class	1 Year	5 Year	10 Year
Institutional Class (before taxes)	8/31/1999	-12.84%	-0.31%	0.62%
Institutional Class (after taxes on distributions)	8/31/1999	-13.52%	-1.14%	-0.21%
Institutional Class (after taxes on distributions and the sale of Fund Shares)	8/31/1999	-7.59%	-0.56%	0.14%
Bloomberg U.S. Aggregate Bond Index (reflects no deduction for fees, expenses, or taxes)		-13.01%	0.02%	1.06%
Bloomberg U.S. Aggregate ex Credit Index (reflects no deduction for fees, expenses, or taxes)		-12.05%	-0.20%	0.70%
Bloomberg U.S. Government Intermediate Bond Index (reflects no deduction for fees, expenses, or taxes)		-7.73%	0.46%	0.69%

After-tax returns are calculated using the historical highest individual federal marginal income tax rates and do not reflect the impact of state, local or foreign taxes. Actual after-tax returns depend on an investor's tax situation and may differ from those shown, and after-tax returns shown are not relevant to tax-exempt investors or investors who hold their Fund shares through tax-deferred arrangements, such as 401(k) Plans or Individual Retirement Accounts.

## Fund Management

Manager	Sub-Adviser	Portfolio Manager, Title / Managed Since
Allspring Funds Management, LLC	Allspring Global Investments, LLC	<b>Christopher Y. Kauffman, CFA</b> , Portfolio Manager / 2010 <b>Michal Stanczyk</b> , Portfolio Manager / 2017

### Purchase and Sale of Fund Shares

Institutional Class shares are generally available through intermediaries for the accounts of their customers and directly to institutional investors and individuals. Institutional investors may include corporations; private banks and trust companies; endowments and foundations; defined contribution, defined benefit and other employer sponsored retirement plans; institutional retirement plan platforms; insurance companies; registered investment advisor firms; bank trusts; 529 college savings plans; family offices; and funds of funds, including those managed by Allspring Funds Management. In general, you can buy or sell shares of the Fund online or by mail, phone or wire, on any day the New York Stock Exchange is open for regular trading. You also may buy and sell shares through a financial professional.

Minimum Investments	To Buy or Sell Shares
<b>Minimum Initial Investment</b> Institutional Class: \$1 million (this amount may be reduced or eliminated for certain eligible investors)	<b>Mail:</b> Allspring Funds P.O. Box 219967 Kansas City, MO 64121-9967 <b>Online:</b> allspringglobal.com <b>Phone or Wire:</b> 1-800-222-8222 <b>Contact your financial professional.</b>
<b>Minimum Additional Investment</b> Institutional Class: None	

### Tax Information

Any distributions you receive from the Fund may be taxable as ordinary income or capital gains, except when your investment is in an IRA, 401(k) or other tax-advantaged investment plan. However, subsequent withdrawals from such a tax-advantaged investment plan may be subject to federal income tax. You should consult your tax adviser about your specific tax situation.

### Payments to Intermediaries

If you purchase a Fund through an intermediary, the Fund and its related companies may pay the intermediary for the sale of Fund shares and related services. These payments may create a conflict of interest by influencing the intermediary and your financial professional to recommend the Fund over another investment. Consult your financial professional or visit your intermediary's website for more information.

# High Yield Bond Fund Summary

## Investment Objective

The Fund seeks total return, consisting of a high level of current income and capital appreciation.

## Fees and Expenses

These tables are intended to help you understand the various costs and expenses you will pay if you buy, hold and sell shares of the Fund.

### Shareholder Fees (fees paid directly from your investment)

Maximum sales charge (load) imposed on purchases (as a percentage of offering price)	None
Maximum deferred sales charge (load) (as a percentage of offering price)	None

### Annual Fund Operating Expenses (expenses that you pay each year as a percentage of the value of your investment)

Management Fees	0.55%
Distribution (12b-1) Fees	0.00%
Other Expenses	0.15%
<b>Total Annual Fund Operating Expenses</b>	<b>0.70%</b>
Fee Waivers	(0.17)%
<b>Total Annual Fund Operating Expenses After Fee Waivers<sup>1</sup></b>	<b>0.53%</b>

1. The Manager has contractually committed through December 31, 2024, to waive fees and/or reimburse expenses to the extent necessary to cap Total Annual Fund Operating Expenses After Fee Waiver at 0.53% for Institutional Class. Brokerage commissions, stamp duty fees, interest, taxes, acquired fund fees and expenses (if any), and extraordinary expenses are excluded from the expense cap. Prior to or after the commitment expiration date, the cap may be increased or the commitment to maintain the cap may be terminated only with the approval of the Board of Trustees.

## Example of Expenses

The example below is intended to help you compare the costs of investing in the Fund with the costs of investing in other funds. The example assumes a \$10,000 initial investment, 5% annual total return, and that fees and expenses remain the same as in the tables above. To the extent that the Manager is waiving fees or reimbursing expenses, the example assumes that such waiver or reimbursement will only be in place through the date noted above. Although your actual costs may be higher or lower, based on these assumptions, your costs would be:

After:	
1 Year	\$54
3 Years	\$207
5 Years	\$373
10 Years	\$854

## Portfolio Turnover

The Fund pays transaction costs, such as commissions, when it buys and sells securities (or “turns over” its portfolio). A higher portfolio turnover rate may indicate higher transaction costs and may result in higher taxes when Fund shares are held in a taxable account. These costs, which are not reflected in annual fund operating expenses or in the example, affect the Fund’s performance. During the most recent fiscal year, the Fund’s portfolio turnover rate was 53% of the average value of its portfolio.

## Principal Investment Strategies

Under normal circumstances, we invest:

- at least 80% of the Fund's net assets in debt securities that are below-investment grade; and
- up to 10% of the Fund's total assets in equity securities, including common and preferred stocks.

We invest principally in below investment-grade debt securities (often called "high yield" securities or "junk bonds") of corporate issuers. These include traditional corporate bonds as well as convertible bonds. These securities may have fixed, floating or variable rates. We may invest in below investment-grade debt securities of any credit quality. The average credit quality of the Fund's portfolio is expected to be equivalent to B or higher based on the credit ratings assigned to underlying securities by Moody's, Standard & Poor's, from other Nationally Recognized Statistical Ratings Organizations, or our credit quality assessment of the underlying securities. We expect the Fund's average effective duration to generally be within 1.0 year of the benchmark's duration. We may also use futures for duration and yield curve management. We may invest up to 15% of the Fund's total assets in leveraged loans. We may invest up to 10% of the Fund's total assets in equity securities, including common and preferred stocks. The criteria and investment process used to select equity securities is substantially similar to those used to select non-investment grade debt securities. We seek out companies that we believe have strong fundamental and valuation attributes, including companies that reorganized and emerged or are expected to emerge from bankruptcy. We may invest in equity securities of companies of any size.

Securities in the Fund's portfolio may be issued by domestic or foreign issuers (including foreign governments), and may include securities of emerging markets issuers. The Fund may invest up to 10% of the Fund's total assets in foreign currency-denominated fixed income securities issued by foreign or domestic issuers.

We use security selection, comprehensive research and tactical portfolio management to capitalize on opportunities in rapidly evolving credit markets. Our investment process features tactical levers, including security selection, sector reviews, our proprietary RADS calibration tool, and macro insights, and a 6-month horizon to seize market opportunities, identify relative value, and construct a diversified portfolio. As part of our investment process, an assessment of environmental, social and governance (ESG) factors that are deemed to have material business and/or financial risk may be considered alongside other relevant factors, which may include but are not limited to financial data and metrics, pricing information, issue characteristics and issue structure. The ESG factors utilized in the fund's investment process may change over time, some factors may not be relevant with respect to all issuers and may or may not be determinative in the security selection process. Our credit standards checklist, ESG assessment, and timely recommendations are integral to our underwriting and generating best ideas. We regularly review sectors to assess industry fundamentals and relative valuation to generate sector thesis and targeted sector weights. Our proprietary RADS Calibration tool divides the high yield market into quadrants based on spread and duration, and helps us connect investment ideas to tactical levers, and to ensure individual investments contribute to key portfolio objectives. We develop investment themes harnessing macro and fundamental insights developed from across the Allspring Fixed Income Platform. We employ a 6-month horizon to identify bonds with spread tightening catalysts and anticipate market inflection points. We seek diversified sources of alpha and to capitalize on mispriced risk in the leverage finance markets.

We regularly review the investments of the portfolio and may sell a portfolio holding when it has achieved its valuation target, there is deterioration in the underlying fundamentals of the business, or we have identified a more attractive investment opportunity.

## Principal Investment Risks

An investment in the Fund may lose money, is not a deposit of a bank or its affiliates, is not insured or guaranteed by the Federal Deposit Insurance Corporation or any other governmental agency, and is primarily subject to the risks briefly summarized below.

**Market Risk.** The values of, and/or the income generated by, securities held by the Fund may decline due to general market conditions or other factors, including those directly involving the issuers of such securities. Securities markets are volatile and may decline significantly in response to adverse issuer, regulatory, political, or economic developments. Different sectors of the market and different security types may react differently to such developments.

**Debt Securities Risk.** Debt securities are subject to credit risk and interest rate risk. Credit risk is the possibility that the issuer or guarantor of a debt security may be unable, or perceived to be unable or unwilling, to pay interest or repay principal when they become due. In these instances, the value of an investment could decline and the Fund could lose money. Credit risk increases as an issuer's credit quality or financial strength declines. Interest rate risk is the possibility that interest rates will change over time. When interest rates rise, the value of debt securities tends to fall. The longer



the terms of the debt securities held by a Fund, the more the Fund is subject to this risk. If interest rates decline, interest that the Fund is able to earn on its investments in debt securities may also decline, which could cause the Fund to reduce the dividends it pays to shareholders, but the value of those securities may increase. Very low or negative interest rates may magnify interest rate risk.

**High Yield Securities Risk.** High yield securities and unrated securities of similar credit quality (commonly known as “junk bonds”) are considered speculative and have a much greater risk of default or of not returning principal and their values tend to be more volatile than higher-rated securities with similar maturities.

**Convertible Securities Risk.** A convertible security has characteristics of both equity and debt securities and, as a result, is exposed to risks that are typically associated with both types of securities. The market value of a convertible security tends to decline as interest rates increase but also tends to reflect changes in the market price of the common stock of the issuing company.

**Derivatives Risk.** The use of derivatives, such as futures, options and swap agreements, can lead to losses, including those magnified by leverage, particularly when derivatives are used to enhance return rather than mitigate risk. Certain derivative instruments may be difficult to sell when the portfolio manager believes it would be appropriate to do so, or the other party to a derivative contract may be unwilling or unable to fulfill its contractual obligations.

**Emerging Markets Risk.** Emerging market securities typically present even greater exposure to the risks described under “Foreign Investment Risk” and may be particularly sensitive to global economic conditions. Emerging market securities are also typically less liquid than securities of developed countries and could be difficult to sell, particularly during a market downturn.

**Equity Securities Risk.** The values of equity securities may experience periods of substantial price volatility and may decline significantly over short time periods. In general, the values of equity securities are more volatile than those of debt securities. Equity securities fluctuate in value and price in response to factors specific to the issuer of the security, such as management performance, financial condition, and market demand for the issuer’s products or services, as well as factors unrelated to the fundamental condition of the issuer, including general market, economic and political conditions. Different parts of a market, industry and sector may react differently to adverse issuer, market, regulatory, political, and economic developments.

**Foreign Currency Contracts Risk.** A Fund that enters into forwards or other foreign currency contracts, which are a type of derivative, is subject to the risk that the portfolio manager may be incorrect in his or her judgment of future exchange rate changes.

**Foreign Investment Risk.** Foreign investments may be subject to lower liquidity, greater price volatility and risks related to adverse political, regulatory, market or economic developments. Foreign investments may involve exposure to changes in foreign currency exchange rates and may be subject to higher withholding and other taxes.

**Futures Contracts Risk.** A Fund that uses futures contracts, which are a type of derivative, is subject to the risk of loss caused by unanticipated market movements. In addition, there may at times be an imperfect correlation between the movement in the prices of futures contracts and the value of their underlying instruments or indexes, and there may at times not be a liquid secondary market for certain futures contracts.

**Growth/Value Investing Risk.** Securities that exhibit growth or value characteristics tend to perform differently and shift into and out of favor with investors depending on changes in market and economic sentiment and conditions.

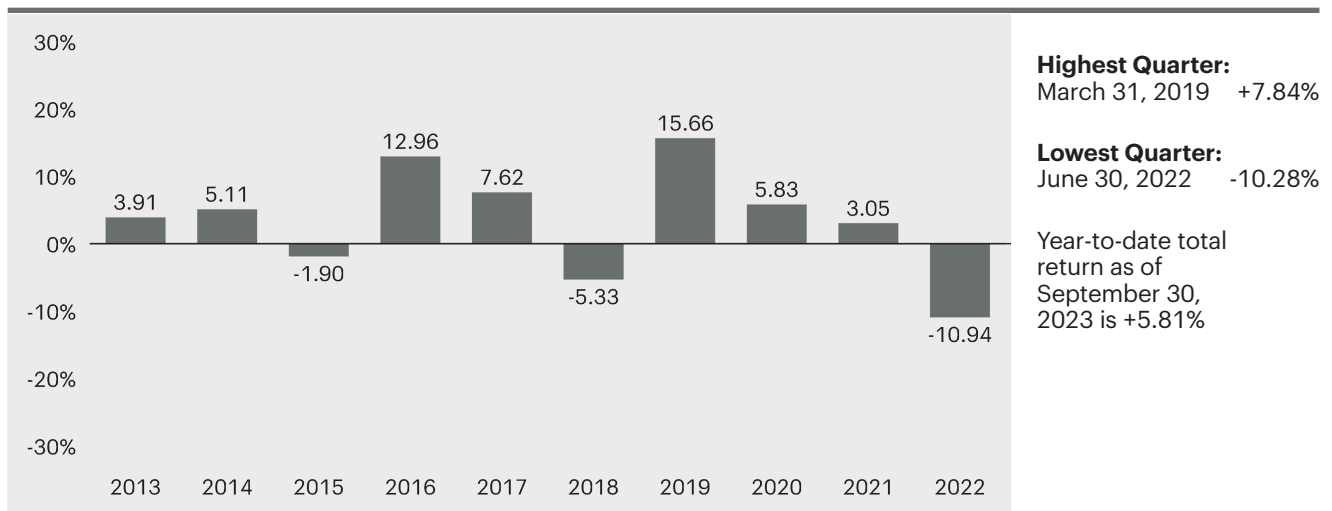
**Loan Risk.** Loans may be unrated, less liquid and more difficult to value than traditional debt securities. The highly leveraged capital structure of the borrowers in such transactions may make such loans especially vulnerable to adverse changes in financial, economic or market conditions. A Fund may be unable to sell loans at a desired time or price. The Fund may also not be able to control amendments, waivers or the exercise of any remedies that a lender would have under a direct loan and may assume liability as a lender.

**Management Risk.** Investment decisions, techniques, analyses or models implemented by a Fund’s manager or sub-adviser in seeking to achieve the Fund’s investment objective may not produce expected returns, may cause the Fund’s shares to lose value or may cause the Fund to underperform other funds with similar investment objectives.

## Performance

The following information provides some indication of the risks of investing in the Fund by showing changes in the Fund's performance from year to year. The Fund's average annual total returns are compared to the performance of one or more indices. Past performance before and after taxes is no guarantee of future results. Current month-end performance is available on the Fund's website at [allspringglobal.com](http://allspringglobal.com).

### Calendar Year Total Returns for Institutional Class as of 12/31 each year<sup>1</sup>



### Average Annual Total Returns for the periods ended 12/31/2022<sup>1</sup>

	Inception Date of Share Class	1 Year	5 Year	10 Year
Institutional Class (before taxes)	10/31/2014	-10.94%	1.24%	3.31%
Institutional Class (after taxes on distributions)	10/31/2014	-12.85%	-0.60%	1.37%
Institutional Class (after taxes on distributions and the sale of Fund Shares)	10/31/2014	-6.46%	0.20%	1.69%
Bloomberg U.S. Universal Bond Index (reflects no deduction for fees, expenses, or taxes)		-12.99%	0.18%	1.33%
ICE BofA U.S. High Yield Constrained Index (reflects no deduction for fees, expenses, or taxes)		-11.16%	2.11%	3.94%

1. Historical performance shown for the Institutional Class shares prior to their inception reflects the performance of the Administrator Class shares, and includes the higher expenses applicable to the Administrator Class shares. If these expenses had not been included, returns for the Institutional Class shares would be higher.

After-tax returns are calculated using the historical highest individual federal marginal income tax rates and do not reflect the impact of state, local or foreign taxes. Actual after-tax returns depend on an investor's tax situation and may differ from those shown, and after-tax returns shown are not relevant to tax-exempt investors or investors who hold their Fund shares through tax-deferred arrangements, such as 401(k) Plans or Individual Retirement Accounts.

## Fund Management

Manager	Sub-Adviser	Portfolio Manager, Title/Managed Since
Allspring Funds Management, LLC	Allspring Global Investments, LLC	<b>Chris Lee, CFA</b> , Portfolio Manager / 2021 <b>Michael J. Schueller, CFA</b> , Portfolio Manager / 2021

### Purchase and Sale of Fund Shares

Institutional Class shares are generally available through intermediaries for the accounts of their customers and directly to institutional investors and individuals. Institutional investors may include corporations; private banks and trust companies; endowments and foundations; defined contribution, defined benefit and other employer sponsored retirement plans; institutional retirement plan platforms; insurance companies; registered investment advisor firms; bank trusts; 529 college savings plans; family offices; and funds of funds, including those managed by Allspring Funds Management. In general, you can buy or sell shares of the Fund online or by mail, phone or wire, on any day the New York Stock Exchange is open for regular trading. You also may buy and sell shares through a financial professional.

Minimum Investments	To Buy or Sell Shares
<b>Minimum Initial Investment</b> Institutional Class: \$1 million (this amount may be reduced or eliminated for certain eligible investors)	<b>Mail:</b> Allspring Funds P.O. Box 219967 Kansas City, MO 64121-9967 <b>Online:</b> <a href="http://allspringglobal.com">allspringglobal.com</a> <b>Phone or Wire:</b> 1-800-222-8222 <b>Contact your financial professional.</b>
<b>Minimum Additional Investment</b> Institutional Class: None	

### Tax Information

Any distributions you receive from the Fund may be taxable as ordinary income or capital gains, except when your investment is in an IRA, 401(k) or other tax-advantaged investment plan. However, subsequent withdrawals from such a tax-advantaged investment plan may be subject to federal income tax. You should consult your tax adviser about your specific tax situation.

### Payments to Intermediaries

If you purchase a Fund through an intermediary, the Fund and its related companies may pay the intermediary for the sale of Fund shares and related services. These payments may create a conflict of interest by influencing the intermediary and your financial professional to recommend the Fund over another investment. Consult your financial professional or visit your intermediary's website for more information.

# Short Duration Government Bond Fund Summary

## Investment Objective

The Fund seeks to provide current income consistent with capital preservation.

## Fees and Expenses

These tables are intended to help you understand the various costs and expenses you will pay if you buy, hold and sell shares of the Fund.

### Shareholder Fees (fees paid directly from your investment)

Maximum sales charge (load) imposed on purchases (as a percentage of offering price)	None
Maximum deferred sales charge (load) (as a percentage of offering price)	None

### Annual Fund Operating Expenses (expenses that you pay each year as a percentage of the value of your investment)

Management Fees	0.35%
Distribution (12b-1) Fees	0.00%
Other Expenses	0.15%
<b>Total Annual Fund Operating Expenses</b>	<b>0.50%</b>
Fee Waivers	(0.08)%
<b>Total Annual Fund Operating Expenses After Fee Waivers<sup>1</sup></b>	<b>0.42%</b>

1. The Manager has contractually committed through December 31, 2024, to waive fees and/or reimburse expenses to the extent necessary to cap Total Annual Fund Operating Expenses After Fee Waiver at 0.42% for Institutional Class. Brokerage commissions, stamp duty fees, interest, taxes, acquired fund fees and expenses (if any), and extraordinary expenses are excluded from the expense cap. Prior to or after the commitment expiration date, the cap may be increased or the commitment to maintain the cap may be terminated only with the approval of the Board of Trustees.

## Example of Expenses

The example below is intended to help you compare the costs of investing in the Fund with the costs of investing in other funds. The example assumes a \$10,000 initial investment, 5% annual total return, and that fees and expenses remain the same as in the tables above. To the extent that the Manager is waiving fees or reimbursing expenses, the example assumes that such waiver or reimbursement will only be in place through the date noted above. Although your actual costs may be higher or lower, based on these assumptions, your costs would be:

After:	
1 Year	\$43
3 Years	\$152
5 Years	\$272
10 Years	\$621

## Portfolio Turnover

The Fund pays transaction costs, such as commissions, when it buys and sells securities (or “turns over” its portfolio). A higher portfolio turnover rate may indicate higher transaction costs and may result in higher taxes when Fund shares are held in a taxable account. These costs, which are not reflected in annual fund operating expenses or in the example, affect the Fund’s performance. During the most recent fiscal year, the Fund’s portfolio turnover rate was 350% of the average value of its portfolio.

## Principal Investment Strategies

Under normal circumstances, we invest:

- at least 90% of the Fund's net assets in U.S. Government obligations; and
- up to 10% of the Fund's net assets in non-government mortgage- and asset-backed securities.

We invest principally in U.S. Government obligations, including debt securities issued or guaranteed by the U.S. Treasury, U.S. Government agencies or government-sponsored entities. We will purchase only securities that are rated, at the time of purchase, within the two highest rating categories assigned by a Nationally Recognized Statistical Ratings Organization, or are deemed by us to be of comparable quality. As part of our investment strategy, we may enter into mortgage dollar rolls. While we may purchase securities of any maturity or duration, under normal circumstances, we expect the portfolio's overall dollar-weighted average effective duration to be less than that of a 3-year U.S. Treasury note. "Dollar-Weighted Average Effective Duration" is an aggregate measure of the sensitivity of a fund's fixed income portfolio securities to changes in interest rates. As a general matter, the price of a fixed income security with a longer effective duration will fluctuate more in response to changes in interest rates than the price of a fixed income security with a shorter effective duration.

We invest in debt securities that we believe offer competitive returns and are undervalued, offering additional income and/or price appreciation potential, relative to other debt securities of similar credit quality and interest rate sensitivity. As part of our investment strategy, we invest in mortgage-backed securities guaranteed by U.S. Government agencies that we believe will sufficiently outperform U.S. Treasuries. We may sell a security that has achieved its desired return or if we believe the security or its sector has become overvalued. We may also sell a security if a more attractive opportunity becomes available or if the security is no longer attractive due to its risk profile or as a result of changes in the overall market environment.

## Principal Investment Risks

An investment in the Fund may lose money, is not a deposit of a bank or its affiliates, is not insured or guaranteed by the Federal Deposit Insurance Corporation or any other governmental agency, and is primarily subject to the risks briefly summarized below.

**Market Risk.** The values of, and/or the income generated by, securities held by the Fund may decline due to general market conditions or other factors, including those directly involving the issuers of such securities. Securities markets are volatile and may decline significantly in response to adverse issuer, regulatory, political, or economic developments. Different sectors of the market and different security types may react differently to such developments.

**Debt Securities Risk.** Debt securities are subject to credit risk and interest rate risk. Credit risk is the possibility that the issuer or guarantor of a debt security may be unable, or perceived to be unable or unwilling, to pay interest or repay principal when they become due. In these instances, the value of an investment could decline and the Fund could lose money. Credit risk increases as an issuer's credit quality or financial strength declines. Interest rate risk is the possibility that interest rates will change over time. When interest rates rise, the value of debt securities tends to fall. The longer the terms of the debt securities held by a Fund, the more the Fund is subject to this risk. If interest rates decline, interest that the Fund is able to earn on its investments in debt securities may also decline, which could cause the Fund to reduce the dividends it pays to shareholders, but the value of those securities may increase. Very low or negative interest rates may magnify interest rate risk.

**U.S. Government Obligations Risk.** U.S. Government obligations may be adversely impacted by changes in interest rates, and securities issued or guaranteed by U.S. Government agencies or government-sponsored entities may not be backed by the full faith and credit of the U.S. Government. U.S. Government obligations may be adversely affected by a default by, or decline in the credit quality, of the U.S. Government.

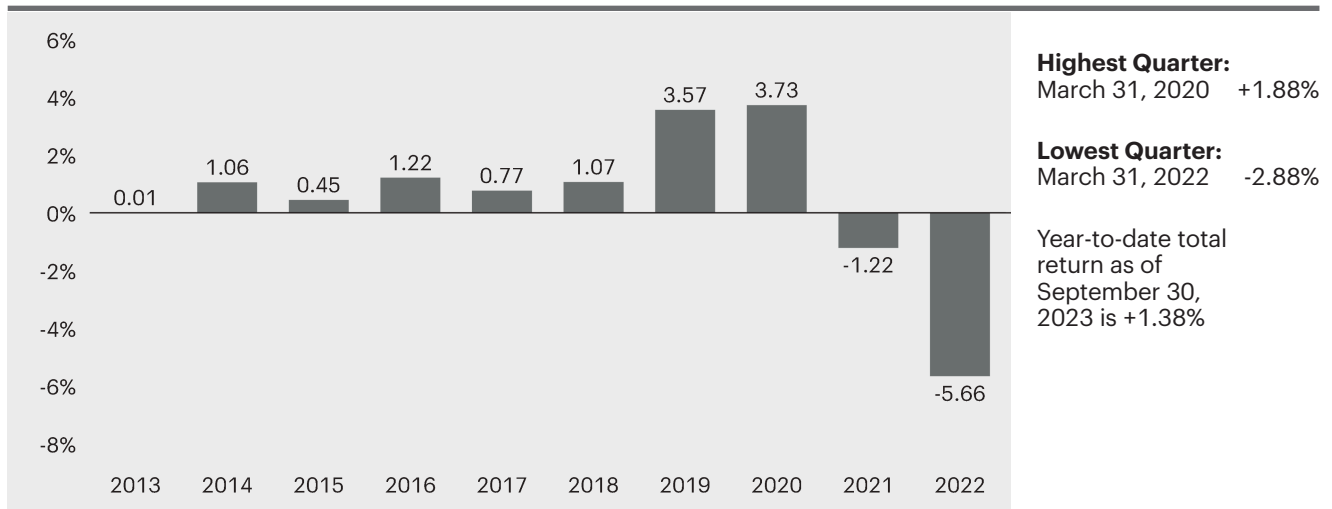
**Management Risk.** Investment decisions, techniques, analyses or models implemented by a Fund's manager or sub-adviser in seeking to achieve the Fund's investment objective may not produce expected returns, may cause the Fund's shares to lose value or may cause the Fund to underperform other funds with similar investment objectives.

**Mortgage- and Asset-Backed Securities Risk.** Mortgage- and asset-backed securities may decline in value and become less liquid when defaults on the underlying mortgages or assets occur and may exhibit additional volatility in periods of rising interest rates. Rising interest rates tend to extend the duration of these securities, making them more sensitive to changes in interest rates than instruments with fixed payment schedules. When interest rates decline or are low, the prepayment of mortgages or assets underlying such securities can reduce a Fund's returns.

## Performance

The following information provides some indication of the risks of investing in the Fund by showing changes in the Fund's performance from year to year. The Fund's average annual total returns are compared to the performance of one or more indices. Past performance before and after taxes is no guarantee of future results. Current month-end performance is available on the Fund's website at [allspringglobal.com](http://allspringglobal.com).

### Calendar Year Total Returns for Institutional Class as of 12/31 each year



### Average Annual Total Returns for the periods ended 12/31/2022

	Inception Date of Share Class	1 Year	5 Year	10 Year
Institutional Class (before taxes)	4/8/2005	-5.66%	0.24%	0.47%
Institutional Class (after taxes on distributions)	4/8/2005	-6.50%	-0.66%	-0.37%
Institutional Class (after taxes on distributions and the sale of Fund Shares)	4/8/2005	-3.34%	-0.18%	0.00%
Bloomberg U.S. Aggregate Bond Index (reflects no deduction for fees, expenses, or taxes)		-13.01%	0.02%	1.06%
Bloomberg U.S. 1-3 Year Government Bond Index (reflects no deduction for fees, expenses, or taxes)		-3.81%	0.74%	0.66%

After-tax returns are calculated using the historical highest individual federal marginal income tax rates and do not reflect the impact of state, local or foreign taxes. Actual after-tax returns depend on an investor's tax situation and may differ from those shown, and after-tax returns shown are not relevant to tax-exempt investors or investors who hold their Fund shares through tax-deferred arrangements, such as 401(k) Plans or Individual Retirement Accounts.

## Fund Management

Manager	Sub-Adviser	Portfolio Manager, Title/Managed Since
Allspring Funds Management, LLC	Allspring Global Investments, LLC	<b>Maulik Bhansali, CFA</b> , Portfolio Manager/2017 <b>Jarad Vasquez</b> , Portfolio Manager/2017

## Purchase and Sale of Fund Shares

Institutional Class shares are generally available through intermediaries for the accounts of their customers and directly to institutional investors and individuals. Institutional investors may include corporations; private banks and trust companies; endowments and foundations; defined contribution, defined benefit and other employer sponsored retirement plans; institutional retirement plan platforms; insurance companies; registered investment advisor firms; bank trusts; 529 college savings plans; family offices; and funds of funds, including those managed by Allspring Funds Management. In general, you can buy or sell shares of the Fund online or by mail, phone or wire, on any day the New York Stock Exchange is open for regular trading. You also may buy and sell shares through a financial professional.

Minimum Investments	To Buy or Sell Shares
<b>Minimum Initial Investment</b> Institutional Class: \$1 million (this amount may be reduced or eliminated for certain eligible investors)	<b>Mail:</b> Allspring Funds P.O. Box 219967 Kansas City, MO 64121-9967 <b>Online:</b> <a href="http://allspringglobal.com">allspringglobal.com</a> <b>Phone or Wire:</b> 1-800-222-8222 <b>Contact your financial professional.</b>
<b>Minimum Additional Investment</b> Institutional Class: None	

## Tax Information

Any distributions you receive from the Fund may be taxable as ordinary income or capital gains, except when your investment is in an IRA, 401(k) or other tax-advantaged investment plan. However, subsequent withdrawals from such a tax-advantaged investment plan may be subject to federal income tax. You should consult your tax adviser about your specific tax situation.

## Payments to Intermediaries

If you purchase a Fund through an intermediary, the Fund and its related companies may pay the intermediary for the sale of Fund shares and related services. These payments may create a conflict of interest by influencing the intermediary and your financial professional to recommend the Fund over another investment. Consult your financial professional or visit your intermediary's website for more information.

# Short-Term Bond Plus Fund Summary

## Investment Objective

The Fund seeks current income consistent with capital preservation.

## Fees and Expenses

These tables are intended to help you understand the various costs and expenses you will pay if you buy, hold and sell shares of the Fund.

### Shareholder Fees (fees paid directly from your investment)

Maximum sales charge (load) imposed on purchases (as a percentage of offering price)	None
Maximum deferred sales charge (load) (as a percentage of offering price)	None

### Annual Fund Operating Expenses (expenses that you pay each year as a percentage of the value of your investment)

Management Fees	0.35%
Distribution (12b-1) Fees	0.00%
Other Expenses	0.13%
Acquired Fund Fee Expense	0.01%
<b>Total Annual Fund Operating Expenses</b>	<b>0.49%</b>
Fee Waivers	(0.19)%
<b>Total Annual Fund Operating Expenses After Fee Waivers<sup>1</sup></b>	<b>0.30%</b>

1. The Manager has contractually committed through December 31, 2024, to waive fees and/or reimburse expenses to the extent necessary to cap Total Annual Fund Operating Expenses After Fee Waiver at 0.29% for Institutional Class. Brokerage commissions, stamp duty fees, interest, taxes, acquired fund fees and expenses (if any), and extraordinary expenses are excluded from the expense cap. Prior to or after the commitment expiration date, the cap may be increased or the commitment to maintain the cap may be terminated only with the approval of the Board of Trustees.

## Example of Expenses

The example below is intended to help you compare the costs of investing in the Fund with the costs of investing in other funds. The example assumes a \$10,000 initial investment, 5% annual total return, and that fees and expenses remain the same as in the tables above. To the extent that the Manager is waiving fees or reimbursing expenses, the example assumes that such waiver or reimbursement will only be in place through the date noted above. Although your actual costs may be higher or lower, based on these assumptions, your costs would be:

After:	
1 Year	\$31
3 Years	\$138
5 Years	\$255
10 Years	\$598

## Portfolio Turnover

The Fund pays transaction costs, such as commissions, when it buys and sells securities (or “turns over” its portfolio). A higher portfolio turnover rate may indicate higher transaction costs and may result in higher taxes when Fund shares are held in a taxable account. These costs, which are not reflected in annual fund operating expenses or in the example, affect the Fund’s performance. During the most recent fiscal year, the Fund’s portfolio turnover rate was 79% of the average value of its portfolio.



## Principal Investment Strategies

Under normal circumstances, we invest:

- at least 80% of the Fund's net assets in debt securities;
- up to 25% of the Fund's total assets in debt securities of foreign issuers; and
- up to 25% of the Fund's total assets in below investment-grade debt securities.

We invest principally in debt securities. We may invest in a variety of debt securities, including corporate, mortgage- and asset-backed securities, bank loans and U.S. Government obligations. These securities may have fixed, floating or variable rates. We invest in both investment-grade and below investment-grade debt securities (often called "high yield securities" or "junk bonds") and may also invest in debt securities of foreign issuers. As part of our below investment-grade debt securities investment strategy, we will generally invest in securities that are rated at least BB by Standard & Poor's or Ba by Moody's, or an equivalent quality rating from another Nationally Recognized Statistical Ratings Organization, or are deemed by us to be of comparable quality. We may also invest in derivatives, such as futures, currency forwards, and credit default swap indices ("CDX"), for duration and yield curve management, to gain or hedge currency exposure, to control risk or to enhance return. While we may purchase securities of any maturity, under normal circumstances, we expect the Fund's dollar-weighted average effective maturity to be three years or less. In addition, while we may purchase securities of any duration, under normal circumstances, we expect the Fund's dollar-weighted average effective duration to be three years or less. "Dollar-Weighted Average Effective Maturity" is a measure of the average time until the final payment of principal and interest is due on fixed income securities in the Fund's portfolio. "Dollar-Weighted Average Effective Duration" is an aggregate measure of the sensitivity of a fund's fixed income portfolio securities to changes in interest rates. As a general matter, the price of a fixed income security with a longer effective duration will fluctuate more in response to changes in interest rates than the price of a fixed income security with a shorter effective duration.

We employ a top-down macroeconomic outlook to determine the portfolio's duration, yield curve positioning, credit quality and sector allocation. Macroeconomic factors considered may include, among others, the pace of economic growth, employment conditions, corporate profits, inflation, monetary and fiscal policy, as well as the influence of international economic and financial conditions. In combination with our top-down macroeconomic approach, we employ a bottom-up process of fundamental securities analysis to determine the specific securities for investment. Elements of this evaluation may include credit research, duration measurements, historical yield spread relationships, volatility trends, mortgage refinance rates, as well as other factors. Our credit analysis may consider an issuer's general financial condition, its competitive position and its management strategies, as well as industry characteristics and other factors including an assessment of environmental, social and governance (ESG) factors that are deemed to have material business and/or financial risk. The ESG factors utilized in the fund's investment process may change over time, some factors may not be relevant with respect to all issuers and may or may not be determinative in the security selection process. We may sell a security due to changes in credit characteristics or outlook, as well as changes in portfolio strategy or cash flow needs. A security may also be sold and replaced with one that presents a better value or risk/reward profile.

## Principal Investment Risks

An investment in the Fund may lose money, is not a deposit of a bank or its affiliates, is not insured or guaranteed by the Federal Deposit Insurance Corporation or any other governmental agency, and is primarily subject to the risks briefly summarized below.

**Market Risk.** The values of, and/or the income generated by, securities held by the Fund may decline due to general market conditions or other factors, including those directly involving the issuers of such securities. Securities markets are volatile and may decline significantly in response to adverse issuer, regulatory, political, or economic developments. Different sectors of the market and different security types may react differently to such developments.

**Debt Securities Risk.** Debt securities are subject to credit risk and interest rate risk. Credit risk is the possibility that the issuer or guarantor of a debt security may be unable, or perceived to be unable or unwilling, to pay interest or repay principal when they become due. In these instances, the value of an investment could decline and the Fund could lose money. Credit risk increases as an issuer's credit quality or financial strength declines. Interest rate risk is the possibility that interest rates will change over time. When interest rates rise, the value of debt securities tends to fall. The longer the terms of the debt securities held by a Fund, the more the Fund is subject to this risk. If interest rates decline, interest that the Fund is able to earn on its investments in debt securities may also decline, which could cause the Fund to reduce the dividends it pays to shareholders, but the value of those securities may increase. Very low or negative interest rates may magnify interest rate risk.

**Derivatives Risk.** The use of derivatives, such as futures, options and swap agreements, can lead to losses, including those magnified by leverage, particularly when derivatives are used to enhance return rather than mitigate risk. Certain derivative instruments may be difficult to sell when the portfolio manager believes it would be appropriate to do so, or the other party to a derivative contract may be unwilling or unable to fulfill its contractual obligations.

**Foreign Currency Contracts Risk.** A Fund that enters into forwards or other foreign currency contracts, which are a type of derivative, is subject to the risk that the portfolio manager may be incorrect in his or her judgment of future exchange rate changes.

**Foreign Investment Risk.** Foreign investments may be subject to lower liquidity, greater price volatility and risks related to adverse political, regulatory, market or economic developments. Foreign investments may involve exposure to changes in foreign currency exchange rates and may be subject to higher withholding and other taxes.

**Futures Contracts Risk.** A Fund that uses futures contracts, which are a type of derivative, is subject to the risk of loss caused by unanticipated market movements. In addition, there may at times be an imperfect correlation between the movement in the prices of futures contracts and the value of their underlying instruments or indexes, and there may at times not be a liquid secondary market for certain futures contracts.

**High Yield Securities Risk.** High yield securities and unrated securities of similar credit quality (commonly known as “junk bonds”) are considered speculative and have a much greater risk of default or of not returning principal and their values tend to be more volatile than higher-rated securities with similar maturities.

**Loan Risk.** Loans may be unrated, less liquid and more difficult to value than traditional debt securities. The highly leveraged capital structure of the borrowers in such transactions may make such loans especially vulnerable to adverse changes in financial, economic or market conditions. A Fund may be unable to sell loans at a desired time or price. The Fund may also not be able to control amendments, waivers or the exercise of any remedies that a lender would have under a direct loan and may assume liability as a lender.

**Management Risk.** Investment decisions, techniques, analyses or models implemented by a Fund’s manager or sub-adviser in seeking to achieve the Fund’s investment objective may not produce expected returns, may cause the Fund’s shares to lose value or may cause the Fund to underperform other funds with similar investment objectives.

**Mortgage- and Asset-Backed Securities Risk.** Mortgage- and asset-backed securities may decline in value and become less liquid when defaults on the underlying mortgages or assets occur and may exhibit additional volatility in periods of rising interest rates. Rising interest rates tend to extend the duration of these securities, making them more sensitive to changes in interest rates than instruments with fixed payment schedules. When interest rates decline or are low, the prepayment of mortgages or assets underlying such securities can reduce a Fund’s returns.

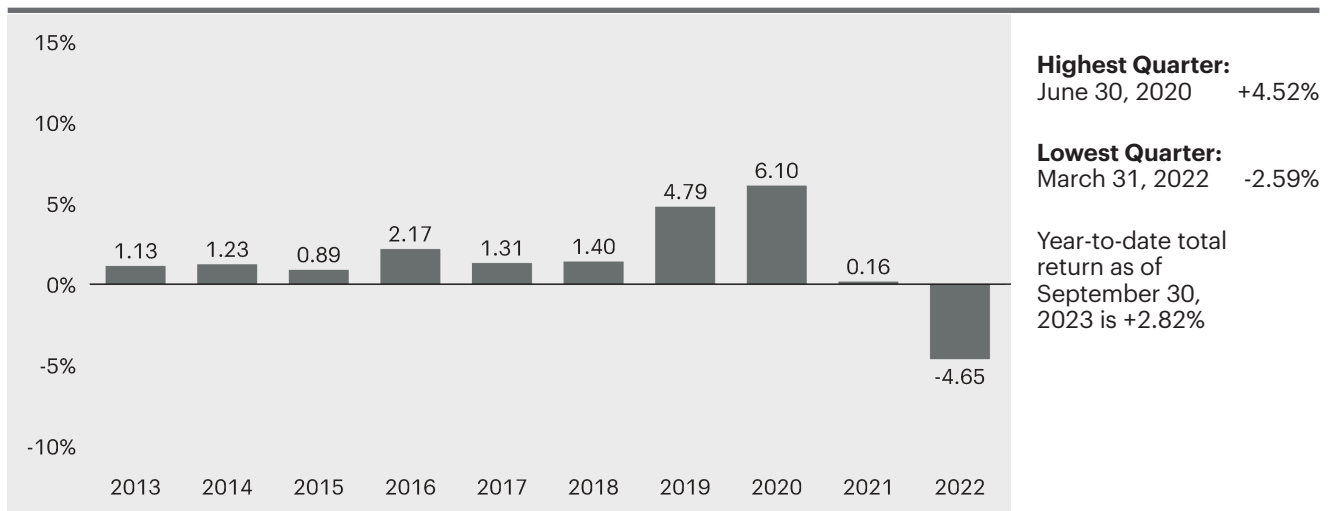
**Swaps Risk.** Depending on their structure, swap agreements and options to enter into swap agreements (“swaptions”), both of which are types of derivatives, may increase or decrease a Fund’s exposure to long- or short-term interest rates, foreign currency values, mortgage-backed securities, corporate borrowing rates, or credit events or other reference points such as security prices or inflation rates.

**U.S. Government Obligations Risk.** U.S. Government obligations may be adversely impacted by changes in interest rates, and securities issued or guaranteed by U.S. Government agencies or government-sponsored entities may not be backed by the full faith and credit of the U.S. Government. U.S. Government obligations may be adversely affected by a default by, or decline in the credit quality, of the U.S. Government.

## Performance

The following information provides some indication of the risks of investing in the Fund by showing changes in the Fund's performance from year to year. The Fund's average annual total returns are compared to the performance of one or more indices. Past performance before and after taxes is no guarantee of future results. Current month-end performance is available on the Fund's website at [allspringglobal.com](http://allspringglobal.com).

### Calendar Year Total Returns for Institutional Class as of 12/31 each year



### Average Annual Total Returns for the periods ended 12/31/2022

	Inception Date of Share Class	1 Year	5 Year	10 Year
Institutional Class (before taxes)	8/31/1999	-4.65%	1.49%	1.42%
Institutional Class (after taxes on distributions)	8/31/1999	-5.47%	0.48%	0.57%
Institutional Class (after taxes on distributions and the sale of Fund Shares)	8/31/1999	-2.75%	0.73%	0.72%
Bloomberg U.S. Aggregate Bond Index (reflects no deduction for fees, expenses, or taxes)		-13.01%	0.02%	1.06%
Bloomberg U.S. 1-3 Year Government/Credit Bond Index (reflects no deduction for fees, expenses, or taxes)		-3.69%	0.92%	0.88%

After-tax returns are calculated using the historical highest individual federal marginal income tax rates and do not reflect the impact of state, local or foreign taxes. Actual after-tax returns depend on an investor's tax situation and may differ from those shown, and after-tax returns shown are not relevant to tax-exempt investors or investors who hold their Fund shares through tax-deferred arrangements, such as 401(k) Plans or Individual Retirement Accounts.

## Fund Management

Manager	Sub-Adviser	Portfolio Manager, Title/Managed Since
Allspring Funds Management, LLC	Allspring Global Investments, LLC	<b>Christopher Y. Kauffman, CFA</b> , Portfolio Manager/2010 <b>Janet S. Rilling, CFA, CPA</b> , Portfolio Manager/2020 <b>Michael J. Schueller, CFA</b> , Portfolio Manager/2019 <b>Michal Stanczyk</b> , Portfolio Manager/2021 <b>Noah M. Wise, CFA</b> , Portfolio Manager/2013

## Purchase and Sale of Fund Shares

Institutional Class shares are generally available through intermediaries for the accounts of their customers and directly to institutional investors and individuals. Institutional investors may include corporations; private banks and trust companies; endowments and foundations; defined contribution, defined benefit and other employer sponsored retirement plans; institutional retirement plan platforms; insurance companies; registered investment advisor firms; bank trusts; 529 college savings plans; family offices; and funds of funds, including those managed by Allspring Funds Management. In general, you can buy or sell shares of the Fund online or by mail, phone or wire, on any day the New York Stock Exchange is open for regular trading. You also may buy and sell shares through a financial professional.

Minimum Investments	To Buy or Sell Shares
<b>Minimum Initial Investment</b> Institutional Class: \$1 million (this amount may be reduced or eliminated for certain eligible investors)	<b>Mail:</b> Allspring Funds P.O. Box 219967 Kansas City, MO 64121-9967 <b>Online:</b> allspringglobal.com <b>Phone or Wire:</b> 1-800-222-8222 <b>Contact your financial professional.</b>
<b>Minimum Additional Investment</b> Institutional Class: None	

## Tax Information

Any distributions you receive from the Fund may be taxable as ordinary income or capital gains, except when your investment is in an IRA, 401(k) or other tax-advantaged investment plan. However, subsequent withdrawals from such a tax-advantaged investment plan may be subject to federal income tax. You should consult your tax adviser about your specific tax situation.

## Payments to Intermediaries

If you purchase a Fund through an intermediary, the Fund and its related companies may pay the intermediary for the sale of Fund shares and related services. These payments may create a conflict of interest by influencing the intermediary and your financial professional to recommend the Fund over another investment. Consult your financial professional or visit your intermediary's website for more information.

# Short-Term High Income Fund Summary

## Investment Objective

The Fund seeks total return, consisting of a high level of current income and capital appreciation.

## Fees and Expenses

These tables are intended to help you understand the various costs and expenses you will pay if you buy, hold and sell shares of the Fund.

### Shareholder Fees (fees paid directly from your investment)

Maximum sales charge (load) imposed on purchases (as a percentage of offering price)	None
Maximum deferred sales charge (load) (as a percentage of offering price)	None

### Annual Fund Operating Expenses (expenses that you pay each year as a percentage of the value of your investment)

Management Fees	0.47%
Distribution (12b-1) Fees	0.00%
Other Expenses	0.10%
Acquired Fund Fees and Expense	0.01%
<b>Total Annual Fund Operating Expenses</b>	<b>0.58%</b>
Fee Waivers	(0.07)%
<b>Total Annual Fund Operating Expenses After Fee Waivers<sup>1</sup></b>	<b>0.51%</b>

1. The Manager has contractually committed through December 31, 2024, to waive fees and/or reimburse expenses to the extent necessary to cap Total Annual Fund Operating Expenses After Fee Waiver at 0.50% for Institutional Class. Brokerage commissions, stamp duty fees, interest, taxes, acquired fund fees and expenses (if any), and extraordinary expenses are excluded from the expense cap. Prior to or after the commitment expiration date, the cap may be increased or the commitment to maintain the cap may be terminated only with the approval of the Board of Trustees.

## Example of Expenses

The example below is intended to help you compare the costs of investing in the Fund with the costs of investing in other funds. The example assumes a \$10,000 initial investment, 5% annual total return, and that fees and expenses remain the same as in the tables above. To the extent that the Manager is waiving fees or reimbursing expenses, the example assumes that such waiver or reimbursement will only be in place through the date noted above. Although your actual costs may be higher or lower, based on these assumptions, your costs would be:

After:	
1 Year	\$52
3 Years	\$179
5 Years	\$317
10 Years	\$719

## Portfolio Turnover

The Fund pays transaction costs, such as commissions, when it buys and sells securities (or “turns over” its portfolio). A higher portfolio turnover rate may indicate higher transaction costs and may result in higher taxes when Fund shares are held in a taxable account. These costs, which are not reflected in annual fund operating expenses or in the example, affect the Fund’s performance. During the most recent fiscal year, the Fund’s portfolio turnover rate was 27% of the average value of its portfolio.

## Principal Investment Strategies

Under normal circumstances, we invest:

- at least 80% of the Fund's net assets in below investment-grade corporate debt securities; and
- up to 25% of the Fund's total assets in U.S. dollar-denominated debt securities of foreign issuers.

We invest principally in below investment-grade debt securities (often called "high-yield" securities or "junk bonds") of corporate issuers. These include traditional corporate bonds as well as bank loans. These securities may have fixed, floating or variable rates. As part of our below investment-grade debt securities investment strategy, we will generally invest in securities that are rated BB through CCC by Standard & Poor's or Ba through Caa by Moody's, or an equivalent quality rating from another Nationally Recognized Statistical Ratings Organization, or are deemed by us to be of comparable quality. We may also use credit default swap agreements to reduce cash positions and to cost-effectively increase credit exposure, and futures to manage duration exposure. While we may purchase securities of any maturity, under normal circumstances, we expect the Fund's dollar-weighted average effective maturity to be three years or less. "Dollar-Weighted Average Effective Maturity" is a measure of the average time until the final payment of principal and interest is due on fixed income securities in the Fund's portfolio.

We start our investment process with a focus on bottom-up fundamental credit analysis to generate new ideas, to understand the potential risks, to select individual securities that may potentially add value from income and/or capital appreciation. Our credit research may include an assessment of an issuer's general financial condition, its competitive positioning and management strength, as well as industry characteristics and other factors including an assessment of environmental, social and governance (ESG) factors that are deemed to have material business and/or financial risk. The ESG factors utilized in the fund's investment process may change over time, some factors may not be relevant with respect to all issuers and may or may not be determinative in the security selection process. We may sell a security due to changes in credit characteristics or outlook, as well as changes in portfolio strategy or cash flow needs. A security may also be sold and replaced with one that presents a better value or risk/reward profile.

## Principal Investment Risks

An investment in the Fund may lose money, is not a deposit of a bank or its affiliates, is not insured or guaranteed by the Federal Deposit Insurance Corporation or any other governmental agency, and is primarily subject to the risks briefly summarized below.

**Market Risk.** The values of, and/or the income generated by, securities held by the Fund may decline due to general market conditions or other factors, including those directly involving the issuers of such securities. Securities markets are volatile and may decline significantly in response to adverse issuer, regulatory, political, or economic developments. Different sectors of the market and different security types may react differently to such developments.

**Debt Securities Risk.** Debt securities are subject to credit risk and interest rate risk. Credit risk is the possibility that the issuer or guarantor of a debt security may be unable, or perceived to be unable or unwilling, to pay interest or repay principal when they become due. In these instances, the value of an investment could decline and the Fund could lose money. Credit risk increases as an issuer's credit quality or financial strength declines. Interest rate risk is the possibility that interest rates will change over time. When interest rates rise, the value of debt securities tends to fall. The longer the terms of the debt securities held by a Fund, the more the Fund is subject to this risk. If interest rates decline, interest that the Fund is able to earn on its investments in debt securities may also decline, which could cause the Fund to reduce the dividends it pays to shareholders, but the value of those securities may increase. Very low or negative interest rates may magnify interest rate risk.

**High Yield Securities Risk.** High yield securities and unrated securities of similar credit quality (commonly known as "junk bonds") are considered speculative and have a much greater risk of default or of not returning principal and their values tend to be more volatile than higher-rated securities with similar maturities.

**Derivatives Risk.** The use of derivatives, such as futures, options and swap agreements, can lead to losses, including those magnified by leverage, particularly when derivatives are used to enhance return rather than mitigate risk. Certain derivative instruments may be difficult to sell when the portfolio manager believes it would be appropriate to do so, or the other party to a derivative contract may be unwilling or unable to fulfill its contractual obligations.

**Foreign Investment Risk.** Foreign investments may be subject to lower liquidity, greater price volatility and risks related to adverse political, regulatory, market or economic developments. Foreign investments may involve exposure to changes in foreign currency exchange rates and may be subject to higher withholding and other taxes.

**Futures Contracts Risk.** A Fund that uses futures contracts, which are a type of derivative, is subject to the risk of loss caused by unanticipated market movements. In addition, there may at times be an imperfect correlation between the

movement in the prices of futures contracts and the value of their underlying instruments or indexes, and there may at times not be a liquid secondary market for certain futures contracts.

**Loan Risk.** Loans may be unrated, less liquid and more difficult to value than traditional debt securities. The highly leveraged capital structure of the borrowers in such transactions may make such loans especially vulnerable to adverse changes in financial, economic or market conditions. A Fund may be unable to sell loans at a desired time or price. The Fund may also not be able to control amendments, waivers or the exercise of any remedies that a lender would have under a direct loan and may assume liability as a lender.

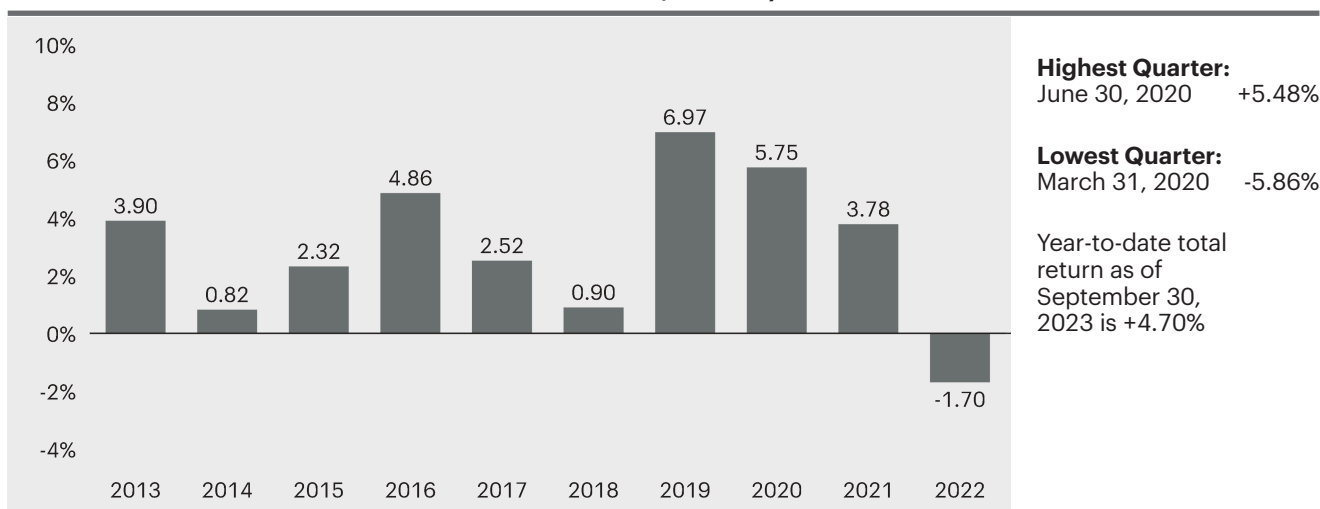
**Management Risk.** Investment decisions, techniques, analyses or models implemented by a Fund’s manager or sub-adviser in seeking to achieve the Fund’s investment objective may not produce expected returns, may cause the Fund’s shares to lose value or may cause the Fund to underperform other funds with similar investment objectives.

**Swaps Risk.** Depending on their structure, swap agreements and options to enter into swap agreements (“swaptions”), both of which are types of derivatives, may increase or decrease a Fund’s exposure to long- or short-term interest rates, foreign currency values, mortgage-backed securities, corporate borrowing rates, or credit events or other reference points such as security prices or inflation rates.

## Performance

The following information provides some indication of the risks of investing in the Fund by showing changes in the Fund’s performance from year to year. The Fund’s average annual total returns are compared to the performance of one or more indices. Past performance before and after taxes is no guarantee of future results. Current month-end performance is available on the Fund’s website at [allspringglobal.com](http://allspringglobal.com).

### Calendar Year Total Returns for Institutional Class as of 12/31 each year<sup>1</sup>



### Average Annual Total Returns for the periods ended 12/31/2022<sup>1</sup>

	Inception Date of Share Class	1 Year	5 Year	10 Year
Institutional Class (before taxes)	11/30/2012	-1.70%	3.09%	2.98%
Institutional Class (after taxes on distributions)	11/30/2012	-3.46%	1.49%	1.42%
Institutional Class (after taxes on distributions and the sale of Fund Shares)	11/30/2012	-1.01%	1.68%	1.59%
Bloomberg U.S. Universal Bond Index (reflects no deduction for fees, expenses, or taxes)		-12.99%	0.18%	1.33%
ICE BofA 1-3 Year BB U.S. Cash Pay High Yield Index (reflects no deduction for fees, expenses, or taxes)		-2.89%	3.09%	3.61%

1. Historical performance shown for the Institutional Class shares prior to their inception reflects the performance of the Administrator Class shares, and includes the higher expenses applicable to the Administrator Class shares. If these expenses had not been included, returns for the Institutional Class shares would be higher.



After-tax returns are calculated using the historical highest individual federal marginal income tax rates and do not reflect the impact of state, local or foreign taxes. Actual after-tax returns depend on an investor's tax situation and may differ from those shown, and after-tax returns shown are not relevant to tax-exempt investors or investors who hold their Fund shares through tax-deferred arrangements, such as 401(k) Plans or Individual Retirement Accounts.

## Fund Management

Manager	Sub-Adviser	Portfolio Manager, Title/Managed Since
Allspring Funds Management, LLC	Allspring Global Investments, LLC	<b>Chris Lee, CFA</b> , Portfolio Manager / 2020 <b>Michael J. Schueller, CFA</b> , Portfolio Manager / 2007

## Purchase and Sale of Fund Shares

Institutional Class shares are generally available through intermediaries for the accounts of their customers and directly to institutional investors and individuals. Institutional investors may include corporations; private banks and trust companies; endowments and foundations; defined contribution, defined benefit and other employer sponsored retirement plans; institutional retirement plan platforms; insurance companies; registered investment advisor firms; bank trusts; 529 college savings plans; family offices; and funds of funds, including those managed by Allspring Funds Management. In general, you can buy or sell shares of the Fund online or by mail, phone or wire, on any day the New York Stock Exchange is open for regular trading. You also may buy and sell shares through a financial professional.

Minimum Investments	To Buy or Sell Shares
<b>Minimum Initial Investment</b> Institutional Class: \$1 million (this amount may be reduced or eliminated for certain eligible investors)	<b>Mail:</b> Allspring Funds P.O. Box 219967 Kansas City, MO 64121-9967 <b>Online:</b> allspringglobal.com <b>Phone or Wire:</b> 1-800-222-8222 <b>Contact your financial professional.</b>
<b>Minimum Additional Investment</b> Institutional Class: None	

## Tax Information

Any distributions you receive from the Fund may be taxable as ordinary income or capital gains, except when your investment is in an IRA, 401(k) or other tax-advantaged investment plan. However, subsequent withdrawals from such a tax-advantaged investment plan may be subject to federal income tax. You should consult your tax adviser about your specific tax situation.

## Payments to Intermediaries

If you purchase a Fund through an intermediary, the Fund and its related companies may pay the intermediary for the sale of Fund shares and related services. These payments may create a conflict of interest by influencing the intermediary and your financial professional to recommend the Fund over another investment. Consult your financial professional or visit your intermediary's website for more information.



# Ultra Short-Term Income Fund Summary

## Investment Objective

The Fund seeks current income consistent with capital preservation.

## Fees and Expenses

These tables are intended to help you understand the various costs and expenses you will pay if you buy, hold and sell shares of the Fund.

### Shareholder Fees (fees paid directly from your investment)

Maximum sales charge (load) imposed on purchases (as a percentage of offering price)	None
Maximum deferred sales charge (load) (as a percentage of offering price)	None

### Annual Fund Operating Expenses (expenses that you pay each year as a percentage of the value of your investment)

Management Fees	0.24%
Distribution (12b-1) Fees	0.00%
Other Expenses	0.11%
Acquired Fund Fees and Expenses	0.01%
<b>Total Annual Fund Operating Expenses</b>	<b>0.36%</b>
Fee Waivers	(0.10)%
<b>Total Annual Fund Operating Expenses After Fee Waivers<sup>1</sup></b>	<b>0.26%</b>

1. The Manager has contractually committed through December 31, 2024, to waive fees and/or reimburse expenses to the extent necessary to cap Total Annual Fund Operating Expenses After Fee Waiver at 0.25% for Institutional Class. Brokerage commissions, stamp duty fees, interest, taxes, acquired fund fees and expenses (if any), and extraordinary expenses are excluded from the expense cap. Prior to or after the commitment expiration date, the cap may be increased or the commitment to maintain the cap may be terminated only with the approval of the Board of Trustees.

## Example of Expenses

The example below is intended to help you compare the costs of investing in the Fund with the costs of investing in other funds. The example assumes a \$10,000 initial investment, 5% annual total return, and that fees and expenses remain the same as in the tables above. To the extent that the Manager is waiving fees or reimbursing expenses, the example assumes that such waiver or reimbursement will only be in place through the date noted above. Although your actual costs may be higher or lower, based on these assumptions, your costs would be:

After:	
1 Year	\$27
3 Years	\$106
5 Years	\$192
10 Years	\$446

## Portfolio Turnover

The Fund pays transaction costs, such as commissions, when it buys and sells securities (or “turns over” its portfolio). A higher portfolio turnover rate may indicate higher transaction costs and may result in higher taxes when Fund shares are held in a taxable account. These costs, which are not reflected in annual fund operating expenses or in the example, affect the Fund’s performance. During the most recent fiscal year, the Fund’s portfolio turnover rate was 25% of the average value of its portfolio.

## Principal Investment Strategies

Under normal circumstances, we invest:

- at least 80% of the Fund's net assets in income-producing debt securities;
- up to 25% of the Fund's total assets in U.S. dollar-denominated debt securities of foreign issuers; and
- up to 15% of the Fund's total assets in below investment-grade debt securities.

We invest principally in income-producing debt securities. Our portfolio holdings may include U.S. Government obligations, corporate debt securities, bank loans and mortgage- and asset-backed debt securities. These securities may have fixed, floating or variable rates. We may invest in investment-grade and below investment-grade debt securities (often called "high-yield" securities or "junk bonds"), as well as in debt securities of both domestic and foreign issuers. As part of our below investment-grade debt securities investment strategy, we will generally invest in securities that are rated at least BB by Standard & Poor's or Ba by Moody's, or an equivalent quality rating from another Nationally Recognized Statistical Ratings Organization, or are deemed by us to be of comparable quality. We may also use futures for duration and yield curve management. While we may purchase securities of any maturity or duration, under normal circumstances, we expect the Fund's dollar-weighted average effective maturity to be 1.5 years or less and the Fund's dollar-weighted average effective duration to be 1 year or less. "Dollar-Weighted Average Effective Maturity" is a measure of the average time until the final payment of principal and interest is due on fixed income securities in the Fund's portfolio. "Dollar-Weighted Average Effective Duration" is an aggregate measure of the sensitivity of a fund's fixed income portfolio securities to changes in interest rates. As a general matter, the price of a fixed income security with a longer effective duration will fluctuate more in response to changes in interest rates than the price of a fixed income security with a shorter effective duration.

We employ a top-down, macroeconomic outlook to determine the portfolio's duration, yield curve positioning, credit quality and sector allocation. Macroeconomic factors considered may include, among others, the pace of economic growth, employment conditions, corporate profits, inflation, monetary and fiscal policy, as well as the influence of international economic and financial conditions. In combination with our top-down, macroeconomic approach, we employ a bottom-up process of fundamental securities analysis to select the specific securities for investment. Elements of this evaluation may include credit research, duration measurements, historical yield spread relationships, volatility trends, mortgage refinance rates, as well as other factors. Our credit analysis may consider an issuer's general financial condition, its competitive position and its management strategies, as well as industry characteristics and other factors including an assessment of environmental, social and governance (ESG) factors that are deemed to have material business and/or financial risk. The ESG factors utilized in the fund's investment process may change over time, some factors may not be relevant with respect to all issuers and may or may not be determinative in the security selection process. We may sell a security due to changes in credit characteristics or outlook, as well as changes in portfolio strategy or cash flow needs. A security may also be sold and replaced with one that presents a better value or risk/reward profile.

## Principal Investment Risks

An investment in the Fund may lose money, is not a deposit of a bank or its affiliates, is not insured or guaranteed by the Federal Deposit Insurance Corporation or any other governmental agency, and is primarily subject to the risks briefly summarized below.

**Market Risk.** The values of, and/or the income generated by, securities held by the Fund may decline due to general market conditions or other factors, including those directly involving the issuers of such securities. Securities markets are volatile and may decline significantly in response to adverse issuer, regulatory, political, or economic developments. Different sectors of the market and different security types may react differently to such developments.

**Debt Securities Risk.** Debt securities are subject to credit risk and interest rate risk. Credit risk is the possibility that the issuer or guarantor of a debt security may be unable, or perceived to be unable or unwilling, to pay interest or repay principal when they become due. In these instances, the value of an investment could decline and the Fund could lose money. Credit risk increases as an issuer's credit quality or financial strength declines. Interest rate risk is the possibility that interest rates will change over time. When interest rates rise, the value of debt securities tends to fall. The longer the terms of the debt securities held by a Fund, the more the Fund is subject to this risk. If interest rates decline, interest that the Fund is able to earn on its investments in debt securities may also decline, which could cause the Fund to reduce the dividends it pays to shareholders, but the value of those securities may increase. Very low or negative interest rates may magnify interest rate risk.

**Derivatives Risk.** The use of derivatives, such as futures, options and swap agreements, can lead to losses, including those magnified by leverage, particularly when derivatives are used to enhance return rather than mitigate risk. Certain

derivative instruments may be difficult to sell when the portfolio manager believes it would be appropriate to do so, or the other party to a derivative contract may be unwilling or unable to fulfill its contractual obligations.

**Foreign Investment Risk.** Foreign investments may be subject to lower liquidity, greater price volatility and risks related to adverse political, regulatory, market or economic developments. Foreign investments may involve exposure to changes in foreign currency exchange rates and may be subject to higher withholding and other taxes.

**Futures Contracts Risk.** A Fund that uses futures contracts, which are a type of derivative, is subject to the risk of loss caused by unanticipated market movements. In addition, there may at times be an imperfect correlation between the movement in the prices of futures contracts and the value of their underlying instruments or indexes, and there may at times not be a liquid secondary market for certain futures contracts.

**High Yield Securities Risk.** High yield securities and unrated securities of similar credit quality (commonly known as “junk bonds”) are considered speculative and have a much greater risk of default or of not returning principal and their values tend to be more volatile than higher-rated securities with similar maturities.

**Loan Risk.** Loans may be unrated, less liquid and more difficult to value than traditional debt securities. The highly leveraged capital structure of the borrowers in such transactions may make such loans especially vulnerable to adverse changes in financial, economic or market conditions. A Fund may be unable to sell loans at a desired time or price. The Fund may also not be able to control amendments, waivers or the exercise of any remedies that a lender would have under a direct loan and may assume liability as a lender.

**Management Risk.** Investment decisions, techniques, analyses or models implemented by a Fund’s manager or sub-adviser in seeking to achieve the Fund’s investment objective may not produce expected returns, may cause the Fund’s shares to lose value or may cause the Fund to underperform other funds with similar investment objectives.

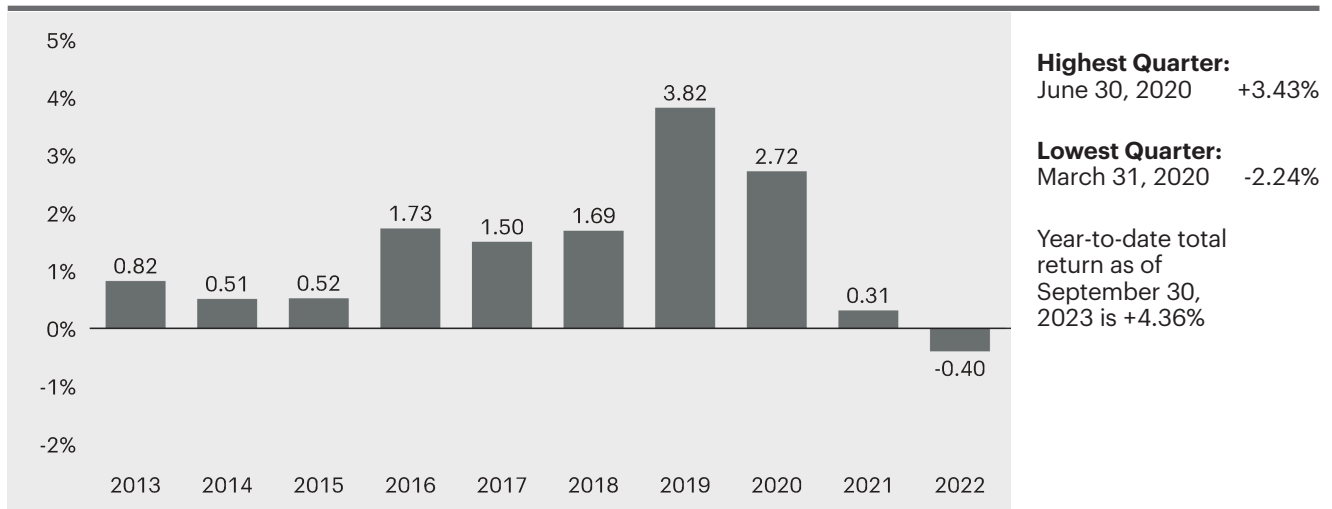
**Mortgage- and Asset-Backed Securities Risk.** Mortgage- and asset-backed securities may decline in value and become less liquid when defaults on the underlying mortgages or assets occur and may exhibit additional volatility in periods of rising interest rates. Rising interest rates tend to extend the duration of these securities, making them more sensitive to changes in interest rates than instruments with fixed payment schedules. When interest rates decline or are low, the prepayment of mortgages or assets underlying such securities can reduce a Fund’s returns.

**U.S. Government Obligations Risk.** U.S. Government obligations may be adversely impacted by changes in interest rates, and securities issued or guaranteed by U.S. Government agencies or government-sponsored entities may not be backed by the full faith and credit of the U.S. Government. U.S. Government obligations may be adversely affected by a default by, or decline in the credit quality, of the U.S. Government.

## Performance

The following information provides some indication of the risks of investing in the Fund by showing changes in the Fund's performance from year to year. The Fund's average annual total returns are compared to the performance of one or more indices. Past performance before and after taxes is no guarantee of future results. Current month-end performance is available on the Fund's website at [allspringglobal.com](http://allspringglobal.com).

### Calendar Year Total Returns for Institutional Class as of 12/31 each year



### Average Annual Total Returns for the periods ended 12/31/2022

	Inception Date of Share Class	1 Year	5 Year	10 Year
Institutional Class (before taxes)	8/31/1999	-0.40%	1.62%	1.32%
Institutional Class (after taxes on distributions)	8/31/1999	-1.05%	0.89%	0.69%
Institutional Class (after taxes on distributions and the sale of Fund Shares)	8/31/1999	-0.24%	0.93%	0.73%
Bloomberg U.S. Aggregate Bond Index (reflects no deduction for fees, expenses, or taxes)		-13.01%	0.02%	1.06%
Bloomberg Short-Term Government/Corporate Bond Index (reflects no deduction for fees, expenses, or taxes)		0.69%	1.35%	0.92%

After-tax returns are calculated using the historical highest individual federal marginal income tax rates and do not reflect the impact of state, local or foreign taxes. Actual after-tax returns depend on an investor's tax situation and may differ from those shown, and after-tax returns shown are not relevant to tax-exempt investors or investors who hold their Fund shares through tax-deferred arrangements, such as 401(k) Plans or Individual Retirement Accounts.

## Fund Management

Manager	Sub-Adviser	Portfolio Manager, Title/Managed Since
Allspring Funds Management, LLC	Allspring Global Investments, LLC	<b>Christopher Y. Kauffman, CFA</b> , Portfolio Manager / 2010 <b>Janet S. Rilling, CFA, CPA</b> , Portfolio Manager / 2022 <b>Michael J. Schueller, CFA</b> , Portfolio Manager / 2019 <b>Michal Stanczyk</b> , Portfolio Manager / 2021 <b>Noah M. Wise, CFA</b> , Portfolio Manager / 2013

## Purchase and Sale of Fund Shares

Institutional Class shares are generally available through intermediaries for the accounts of their customers and directly to institutional investors and individuals. Institutional investors may include corporations; private banks and trust companies; endowments and foundations; defined contribution, defined benefit and other employer sponsored retirement plans; institutional retirement plan platforms; insurance companies; registered investment advisor firms; bank trusts; 529 college savings plans; family offices; and funds of funds, including those managed by Allspring Funds Management. In general, you can buy or sell shares of the Fund online or by mail, phone or wire, on any day the New York Stock Exchange is open for regular trading. You also may buy and sell shares through a financial professional.

Minimum Investments	To Buy or Sell Shares
<b>Minimum Initial Investment</b> Institutional Class: \$1 million (this amount may be reduced or eliminated for certain eligible investors)	<b>Mail:</b> Allspring Funds P.O. Box 219967 Kansas City, MO 64121-9967 <b>Online:</b> <a href="http://allspringglobal.com">allspringglobal.com</a> <b>Phone or Wire:</b> 1-800-222-8222 <b>Contact your financial professional.</b>
<b>Minimum Additional Investment</b> Institutional Class: None	

## Tax Information

Any distributions you receive from the Fund may be taxable as ordinary income or capital gains, except when your investment is in an IRA, 401(k) or other tax-advantaged investment plan. However, subsequent withdrawals from such a tax-advantaged investment plan may be subject to federal income tax. You should consult your tax adviser about your specific tax situation.

## Payments to Intermediaries

If you purchase a Fund through an intermediary, the Fund and its related companies may pay the intermediary for the sale of Fund shares and related services. These payments may create a conflict of interest by influencing the intermediary and your financial professional to recommend the Fund over another investment. Consult your financial professional or visit your intermediary's website for more information.

# Details About the Funds

---

## Adjustable Rate Government Fund

### Investment Objective

The Fund seeks current income consistent with capital preservation.

The Fund's Board of Trustees can change this investment objective without a shareholder vote.

### Principal Investment Strategies

Under normal circumstances, we invest:

- at least 80% of the Fund's net assets in mortgage-backed and asset-backed securities issued or guaranteed by U.S. Government agencies or government-sponsored entities, that have interest rates that reset at periodic intervals; and
- up to 20% of the Fund's total assets in obligations that pay fixed interest rates.

We invest principally in mortgage-backed securities (including collateralized mortgage obligations (CMOs)) and asset-backed securities issued or guaranteed by U.S. Government agencies or government-sponsored entities. Under normal circumstances, we expect to maintain an average credit quality rating for the portfolio equivalent to the highest rating available from a Nationally Recognized Statistical Ratings Organization (NRSRO). In the event that a NRSRO assigns U.S. sovereign debt a rating below its highest rating, we expect to maintain an average credit quality rating that is equivalent to the average rating assigned to U.S. sovereign debt. We may also use futures for duration and yield curve management. As part of our mortgage-backed securities investment strategy, we may enter into dollar roll transactions. Under normal circumstances, the dollar-weighted average reset period of the adjustable rate securities held by the Fund will not exceed one year.

We employ a top-down, macroeconomic outlook to determine the portfolio's duration, yield curve positioning, issuer selection and sector allocation. Macroeconomic factors considered may include, among others, the pace of economic growth, employment conditions, corporate profits, inflation, monetary and fiscal policy, as well as the influence of international economic and financial conditions. In combination with our top-down macroeconomic approach, we employ a bottom-up process of fundamental securities analysis to select the specific securities for investment. Elements of this evaluation may include the effect of changing principal prepayments, interest rate and yield spread volatility, and the impact of changes in the level and shape of the yield curve on a security's value. We may sell a security based on how we expect these factors to affect a security's value relative to its indicated sales price as well as changes in portfolio strategy or cash flow needs. A security may also be sold and replaced with one that presents a better value or risk/reward profile.

We may actively trade portfolio securities, which may lead to higher transaction costs that may affect the Fund's performance. In addition, active trading of portfolio securities may lead to higher taxes if your shares are held in a taxable account.

The Fund may hold some of its assets in cash or in money market instruments, including U.S. Government obligations, shares of other funds and repurchase agreements, or make other short-term investments for purposes of maintaining liquidity or for short-term defensive purposes when we believe it is in the best interests of the shareholders to do so. During such periods, the Fund may not achieve its objective.

### Principal Investment Risks

The Fund is primarily subject to the risks mentioned below.

- Market Risk
- Debt Securities Risk
- Mortgage- and Asset-Backed Securities Risk
- U.S. Government Obligations Risk
- Derivatives Risk
- Futures Contracts Risk
- Management Risk

These and other risks could cause you to lose money in your investment in the Fund and could adversely affect the Fund's net asset value, yield and total return. These risks are described in the "Description of Principal Investment Risks" section.

# Conservative Income Fund

## Investment Objective

The Fund seeks current income consistent with capital preservation.

The Fund's Board of Trustees can change this investment objective without a shareholder vote.

## Principal Investment Strategies

Under normal circumstances, we invest:

- substantially all of the Fund's net assets in U.S. dollar-denominated short-term fixed-, floating- and variable-rate debt securities that meet our minimum quality standards.

Under normal circumstances, we invest substantially all of the Fund's net assets in U.S. dollar-denominated short-term fixed-, floating- and variable-rate debt securities that have received either a minimum short-term rating of at least A-2 (or its equivalent) or a minimum long-term rating of BBB (or its equivalent), by one or more Nationally Recognized Statistical Ratings Organizations ("NRSROs"), or, if unrated, that are deemed by us to be of comparable quality at the time of purchase. However, under normal circumstances, we will not invest more than 30% of the Fund's net assets in securities that have received either a short-term rating of A-2 (or its equivalent) or a long-term rating of BBB or BBB plus (or their equivalents), by one or more NRSROs, or, if unrated, that are deemed by us to be of comparable quality at the time of purchase.

We will concentrate the Fund's investments in the banking industry, which means we will normally invest at least 25% of the Fund's total assets in securities and other obligations of issuers in that industry. We may, however, invest less than 25% of the Fund's assets in this industry as a temporary defensive measure.

Our portfolio holdings may include commercial paper, repurchase agreements, certificates of deposit, time deposits, bankers' acceptances, U.S. Government obligations, municipal securities, corporate debt securities and mortgage- and asset-backed securities. The Fund also considers its investment in a cash sweep vehicle to constitute a "debt security" for purposes of the Fund's investment strategy. We may invest in the U.S. dollar-denominated debt securities of both domestic and foreign issuers. We may also use Treasury futures for duration and yield curve management. The Fund will not invest in auction rate securities, structured investment vehicle (SIV) structures or mortgage- or asset-backed securities primarily backed by sub-prime or Alt-A residential collateral.

While we may invest in securities with a maximum maturity, average life or demand feature of three and one quarter years, under normal circumstances, we expect the Fund's dollar-weighted average effective maturity to be one year or less. "Dollar-Weighted Average Effective Maturity" is a measure of the average time until the final payment of principal and interest is due on fixed income securities in the Fund's portfolio.

We employ a combination of bottom-up, security-level analysis with a top down macroeconomic view to formulate security selection, sector and credit quality positioning, and duration decisions. Macroeconomic factors considered may include, among others, the pace of economic growth, employment conditions, corporate profits, inflation, monetary and fiscal policy, as well as the influence of international economic and financial conditions.

Our security selection process employs fundamental and quantitative techniques to identify attractive, risk-adjusted return opportunities among debt securities. Elements of this evaluation may include, among others, credit research, the measurement of volatility trends and historical yield spread relationships, and estimates of liquidity and investor demand. Our fundamental credit analysis may consider an issuer's general financial condition, its competitive position and its management strategies, as well as industry characteristics and other factors.

Though the Fund's net asset value will fluctuate, the Fund's principal investment strategies are intended to manage volatility.

The Fund is not a money market fund.

We may actively trade portfolio securities, which may lead to higher transaction costs that may affect the Fund's performance. In addition, active trading of portfolio securities may lead to higher taxes if your shares are held in a taxable account.

The Fund may hold some of its assets in cash or in money market instruments, including U.S. Government obligations, shares of other funds and repurchase agreements, or make other short-term investments for purposes of maintaining liquidity or for short-term defensive purposes when we believe it is in the best interests of the shareholders to do so. During such periods, the Fund may not achieve its objective.

## Principal Investment Risks

The Fund is primarily subject to the risks mentioned below.

- Market Risk
- Debt Securities Risk
- Industry Concentration Risk
- Derivatives Risk
- Foreign Investment Risk
- Futures Contracts Risk
- Management Risk
- Mortgage- and Asset-Backed Securities Risk
- Municipal Securities Risk
- U.S. Government Obligations Risk

These and other risks could cause you to lose money in your investment in the Fund and could adversely affect the Fund's net asset value and total return. These risks are described in the "Description of Principal Investment Risks" section.



# Core Plus Bond Fund

## Investment Objective

The Fund seeks total return, consisting of current income and capital appreciation.

The Fund's Board of Trustees can change this investment objective without a shareholder vote.

## Principal Investment Strategies

Under normal circumstances, we invest:

- at least 80% of the Fund's net assets in debt securities;
- up to 35% of the Fund's total assets in debt securities that are below investment-grade; and
- up to 25% of the Fund's total assets in debt securities of foreign issuers, including emerging markets issuers and debt securities denominated in foreign currencies.

We invest principally in debt securities, including corporate, mortgage- and asset-backed securities, bank loans, foreign sovereign debt, supranational agencies, and U.S. Government obligations. These securities may have fixed, floating or variable rates and may include debt securities of both domestic and foreign issuers. We invest in both investment-grade and below investment-grade debt securities (often called "high yield" securities or "junk bonds"), including unrated securities, as well as securities that are in default at the time of purchase.

We may invest in debt securities of foreign issuers, including emerging markets issuers, denominated in any currency. We may seek to add yield by having exposures to a variety of credits, mortgages, and higher yielding countries and currencies. We may also use futures and swap agreements to manage risk or to enhance return. We may enter into currency-related transactions through derivative instruments, including currency and cross currency forwards. The use of derivative currency transactions is intended to allow the Fund to manage, hedge or reduce a foreign currency-specific risk exposure of a portfolio security or its denominated currency or to obtain net long exposure to selected currencies for the purpose of generating income or additional returns.

While we may purchase securities of any maturity or duration, under normal circumstances, we expect to maintain an overall portfolio dollar-weighted average effective duration that is within 1 year of that of the Fund's benchmark. The Fund's benchmark, the Bloomberg U.S. Aggregate Bond Index, had a duration of 6.81 years, as of November 30, 2021. "Dollar-Weighted Average Effective Duration" is an aggregate measure of the sensitivity of a fund's fixed income portfolio securities to changes in interest rates. As a general matter, the price of a fixed income security with a longer effective duration will fluctuate more in response to changes in interest rates than the price of a fixed income security with a shorter effective duration.

We start our investment process with a top-down, macroeconomic outlook to determine portfolio duration and yield curve positioning as well as industry, sector and credit quality allocations. Macroeconomic factors considered may include, among others, the pace of economic growth, employment conditions, corporate profits, inflation, monetary and fiscal policy, as well as the influence of international economic and financial conditions. Within these parameters, we then apply rigorous credit research to select individual securities that we believe can add value from income and/or the potential for capital appreciation. Our credit research may include an assessment of an issuer's general financial condition, its competitive positioning and management strength, as well as industry characteristics and other factors including an assessment of environmental, social and governance (ESG) factors that are deemed to have material business and/or financial risk. The ESG factors utilized in the fund's investment process may change over time, some factors may not be relevant with respect to all issuers and may or may not be determinative in the security selection process. We may sell a security due to changes in credit characteristics or outlook, as well as changes in portfolio strategy or cash flow needs. A security may also be sold and replaced with one that presents a better value or risk/reward profile.

We may actively trade portfolio securities, which may lead to higher transaction costs that may affect the Fund's performance. In addition, active trading of portfolio securities may lead to higher taxes if your shares are held in a taxable account.

The Fund may hold some of its assets in cash or in money market instruments, including U.S. Government obligations, shares of other funds and repurchase agreements, or make other short-term investments for purposes of maintaining liquidity or for short-term defensive purposes when we believe it is in the best interests of the shareholders to do so. During such periods, the Fund may not achieve its objective.

## Principal Investment Risks

The Fund is primarily subject to the risks mentioned below.

- Market Risk
- Debt Securities Risk
- Derivatives Risk
- Emerging Markets Risk
- Foreign Currency Contracts Risk
- Foreign Investment Risk
- Futures Contracts Risk
- High Yield Securities Risk
- Loan Risk
- Management Risk
- Mortgage- and Asset-Backed Securities Risk
- Swaps Risk
- U.S. Government Obligations Risk

These and other risks could cause you to lose money in your investment in the Fund and could adversely affect the Fund's net asset value, yield and total return. These risks are described in the "Description of Principal Investment Risks" section.

# Government Securities Fund

## Investment Objective

The Fund seeks current income.

The Fund's Board of Trustees can change this investment objective without a shareholder vote.

## Principal Investment Strategies

Under normal circumstances, we invest:

- at least 80% of the Fund's net assets in U.S. Government obligations and repurchase agreements collateralized by U.S. Government obligations; and
- up to 20% of the Fund's net assets in non-government investment-grade debt securities.

We invest principally in U.S. Government obligations, including debt securities issued or guaranteed by the U.S. Treasury, U.S. Government agencies or government-sponsored entities. These securities may have fixed, floating or variable rates and also include mortgage-backed securities. As part of our mortgage-backed securities investment strategy, we may enter into dollar rolls. We may also use futures for duration and yield curve management.

We employ a top-down, macroeconomic outlook to determine the portfolio's duration, yield curve positioning and sector allocation. Macroeconomic factors considered may include, among others, the pace of economic growth, employment conditions, inflation, monetary and fiscal policy, as well as the influence of international economic and financial conditions. In combination with our top-down, macroeconomic approach, we employ a bottom-up process of fundamental securities analysis to select the specific securities for investment. Elements of this evaluation may include duration measurements, historical yield spread relationships, volatility trends, mortgage refinance rates, as well as other factors. We may sell a security due to changes in our outlook, as well as changes in portfolio strategy or cash flow needs. A security may also be sold and replaced with one that presents a better value or risk/reward profile.

We may actively trade portfolio securities, which may lead to higher transaction costs that may affect the Fund's performance. In addition, active trading of portfolio securities may lead to higher taxes if your shares are held in a taxable account.

The Fund may hold some of its assets in cash or in money market instruments, including U.S. Government obligations, shares of other funds and repurchase agreements, or make other short-term investments for purposes of maintaining liquidity or for short-term defensive purposes when we believe it is in the best interests of the shareholders to do so. During such periods, the Fund may not achieve its objective.

## Principal Investment Risks

The Fund is primarily subject to the risks mentioned below.

- Market Risk
- Debt Securities Risk
- U.S. Government Obligations Risk
- Derivatives Risk
- Futures Contracts Risk
- Management Risk
- Mortgage- and Asset-Backed Securities Risk

These and other risks could cause you to lose money in your investment in the Fund and could adversely affect the Fund's net asset value, yield and total return. These risks are described in the "Description of Principal Investment Risks" section.

# High Yield Bond Fund

## Investment Objective

The Fund seeks total return, consisting of a high level of current income and capital appreciation.

The Fund's Board of Trustees can change this investment objective without a shareholder vote.

## Principal Investment Strategies

Under normal circumstances, we invest:

- at least 80% of the Fund's net assets in debt securities that are below-investment grade; and
- up to 10% of the Fund's total assets in equity securities, including common and preferred stocks.

We invest principally in below investment-grade debt securities (often called "high yield" securities or "junk bonds") of corporate issuers. These include traditional corporate bonds as well as convertible bonds. These securities may have fixed, floating or variable rates. We may invest in below investment-grade debt securities of any credit quality. The average credit quality of the Fund's portfolio is expected to be equivalent to B or higher based on the credit ratings assigned to underlying securities by Moody's, Standard & Poor's, from other Nationally Recognized Statistical Ratings Organizations, or our credit quality assessment of the underlying securities. We expect the Fund's average effective duration to generally be within 1.0 year of the benchmark's duration. We may also use futures for duration and yield curve management. We may invest up to 15% of the Fund's total assets in leveraged loans. We may invest up to 10% of the Fund's total assets in equity securities, including common and preferred stocks. The criteria and investment process used to select equity securities is substantially similar to those used to select non-investment grade debt securities. We seek out companies that we believe have strong fundamental and valuation attributes, including companies that reorganized and emerged or are expected to emerge from bankruptcy. We may invest in equity securities of companies of any size.

Securities in the Fund's portfolio may be issued by domestic or foreign issuers (including foreign governments), and may include securities of emerging markets issuers. The Fund may invest up to 10% of the Fund's total assets in foreign currency-denominated fixed income securities issued by foreign or domestic issuers.

We use security selection, comprehensive research and tactical portfolio management to capitalize on opportunities in rapidly evolving credit markets. Our investment process features tactical levers, including security selection, sector reviews, our proprietary RADS calibration tool, and macro insights, and a 6-month horizon to seize market opportunities, identify relative value, and construct a diversified portfolio. As part of our investment process, an assessment of environmental, social and governance (ESG) factors that are deemed to have material business and/or financial risk may be considered alongside other relevant factors, which may include but are not limited to financial data and metrics, pricing information, issue characteristics and issue structure. The ESG factors utilized in the fund's investment process may change over time, some factors may not be relevant with respect to all issuers and may or may not be determinative in the security selection process. Our credit standards checklist, ESG assessment, and timely recommendations are integral to our underwriting and generating best ideas. We regularly review sectors to assess industry fundamentals and relative valuation to generate sector thesis and targeted sector weights. Our proprietary RADS Calibration tool divides the high yield market into quadrants based on spread and duration, and helps us connect investment ideas to tactical levers, and to ensure individual investments contribute to key portfolio objectives. We develop investment themes harnessing macro and fundamental insights developed from across the Allspring Fixed Income Platform. We employ a 6-month horizon to identify bonds with spread tightening catalysts and anticipate market inflection points. We seek diversified sources of alpha and to capitalize on mispriced risk in the leverage finance markets.

We regularly review the investments of the portfolio and may sell a portfolio holding when it has achieved its valuation target, there is deterioration in the underlying fundamentals of the business, or we have identified a more attractive investment opportunity.

We may actively trade portfolio securities, which may lead to higher transaction costs that may affect the Fund's performance. In addition, active trading of portfolio securities may lead to higher taxes if your shares are held in a taxable account.

The Fund may hold some of its assets in cash or in money market instruments, including U.S. Government obligations, shares of other funds and repurchase agreements, or make other short-term investments for purposes of maintaining liquidity or for short-term defensive purposes when we believe it is in the best interests of the shareholders to do so. During such periods, the Fund may not achieve its objective.

## Principal Investment Risks

The Fund is primarily subject to the risks mentioned below.

- Market Risk
- Debt Securities Risk
- High Yield Securities Risk
- Convertible Securities Risk
- Derivatives Risk
- Emerging Markets Risk
- Foreign Currency Contracts Risk
- Equity Securities Risk
- Foreign Investment Risk
- Futures Contracts Risk
- Growth/Value Investing Risk
- Loan Risk
- Management Risk

These and other risks could cause you to lose money in your investment in the Fund and could adversely affect the Fund's net asset value, yield and total return. These risks are described in the "Description of Principal Investment Risks" section.

# Short Duration Government Bond Fund

## Investment Objective

The Fund seeks to provide current income consistent with capital preservation.

The Fund's Board of Trustees can change this investment objective without a shareholder vote.

## Principal Investment Strategies

Under normal circumstances, we invest:

- at least 90% of the Fund's net assets in U.S. Government obligations; and
- up to 10% of the Fund's net assets in non-government mortgage- and asset-backed securities.

We invest principally in U.S. Government obligations, including debt securities issued or guaranteed by the U.S. Treasury, U.S. Government agencies or government-sponsored entities. We will purchase only securities that are rated, at the time of purchase, within the two highest rating categories assigned by a Nationally Recognized Statistical Ratings Organization, or are deemed by us to be of comparable quality. As part of our investment strategy, we may enter into mortgage dollar rolls. While we may purchase securities of any maturity or duration, under normal circumstances, we expect the portfolio's overall dollar-weighted average effective duration to be less than that of a 3-year U.S. Treasury note. "Dollar-Weighted Average Effective Duration" is an aggregate measure of the sensitivity of a fund's fixed income portfolio securities to changes in interest rates. As a general matter, the price of a fixed income security with a longer effective duration will fluctuate more in response to changes in interest rates than the price of a fixed income security with a shorter effective duration.

We invest in debt securities that we believe offer competitive returns and are undervalued, offering additional income and/or price appreciation potential, relative to other debt securities of similar credit quality and interest rate sensitivity. As part of our investment strategy, we invest in mortgage-backed securities guaranteed by U.S. Government agencies that we believe will sufficiently outperform U.S. Treasuries. We may sell a security that has achieved its desired return or if we believe the security or its sector has become overvalued. We may also sell a security if a more attractive opportunity becomes available or if the security is no longer attractive due to its risk profile or as a result of changes in the overall market environment.

We may actively trade portfolio securities, which may lead to higher transaction costs that may affect the Fund's performance. In addition, active trading of portfolio securities may lead to higher taxes if your shares are held in a taxable account.

The Fund may hold some of its assets in cash or in money market instruments, including U.S. Government obligations, shares of other funds and repurchase agreements, or make other short-term investments for purposes of maintaining liquidity or for short-term defensive purposes when we believe it is in the best interests of the shareholders to do so. During such periods, the Fund may not achieve its objective.

## Principal Investment Risks

The Fund is primarily subject to the risks mentioned below.

- Market Risk
- Debt Securities Risk
- U.S. Government Obligations Risk
- Management Risk
- Mortgage- and Asset-Backed Securities Risk

These and other risks could cause you to lose money in your investment in the Fund and could adversely affect the Fund's net asset value, yield and total return. These risks are described in the "Description of Principal Investment Risks" section.

# Short-Term Bond Plus Fund

## Investment Objective

The Fund seeks current income consistent with capital preservation.

The Fund's Board of Trustees can change this investment objective without a shareholder vote.

## Principal Investment Strategies

Under normal circumstances, we invest:

- at least 80% of the Fund's net assets in debt securities;
- up to 25% of the Fund's total assets in debt securities of foreign issuers; and
- up to 25% of the Fund's total assets in below investment-grade debt securities.

We invest principally in debt securities. We may invest in a variety of debt securities, including corporate, mortgage- and asset-backed securities, bank loans and U.S. Government obligations. These securities may have fixed, floating or variable rates. We invest in both investment-grade and below investment-grade debt securities (often called "high yield securities" or "junk bonds") and may also invest in debt securities of foreign issuers. As part of our below investment-grade debt securities investment strategy, we will generally invest in securities that are rated at least BB by Standard & Poor's or Ba by Moody's, or an equivalent quality rating from another Nationally Recognized Statistical Ratings Organization, or are deemed by us to be of comparable quality. We may also invest in derivatives, such as futures, currency forwards, and credit default swap indices ("CDX"), for duration and yield curve management, to gain or hedge currency exposure, to control risk or to enhance return. While we may purchase securities of any maturity, under normal circumstances, we expect the Fund's dollar-weighted average effective maturity to be three years or less. In addition, while we may purchase securities of any duration, under normal circumstances, we expect the Fund's dollar-weighted average effective duration to be three years or less. "Dollar-Weighted Average Effective Maturity" is a measure of the average time until the final payment of principal and interest is due on fixed income securities in the Fund's portfolio. "Dollar-Weighted Average Effective Duration" is an aggregate measure of the sensitivity of a fund's fixed income portfolio securities to changes in interest rates. As a general matter, the price of a fixed income security with a longer effective duration will fluctuate more in response to changes in interest rates than the price of a fixed income security with a shorter effective duration.

We employ a top-down macroeconomic outlook to determine the portfolio's duration, yield curve positioning, credit quality and sector allocation. Macroeconomic factors considered may include, among others, the pace of economic growth, employment conditions, corporate profits, inflation, monetary and fiscal policy, as well as the influence of international economic and financial conditions. In combination with our top-down macroeconomic approach, we employ a bottom-up process of fundamental securities analysis to determine the specific securities for investment. Elements of this evaluation may include credit research, duration measurements, historical yield spread relationships, volatility trends, mortgage refinance rates, as well as other factors. Our credit analysis may consider an issuer's general financial condition, its competitive position and its management strategies, as well as industry characteristics and other factors including an assessment of environmental, social and governance (ESG) factors that are deemed to have material business and/or financial risk. The ESG factors utilized in the fund's investment process may change over time, some factors may not be relevant with respect to all issuers and may or may not be determinative in the security selection process. We may sell a security due to changes in credit characteristics or outlook, as well as changes in portfolio strategy or cash flow needs. A security may also be sold and replaced with one that presents a better value or risk/reward profile.

We may actively trade portfolio securities, which may lead to higher transaction costs that may affect the Fund's performance. In addition, active trading of portfolio securities may lead to higher taxes if your shares are held in a taxable account.

The Fund may hold some of its assets in cash or in money market instruments, including U.S. Government obligations, shares of other funds and repurchase agreements, or make other short-term investments for purposes of maintaining liquidity or for short-term defensive purposes when we believe it is in the best interests of the shareholders to do so. During such periods, the Fund may not achieve its objective.

## Principal Investment Risks

The Fund is primarily subject to the risks mentioned below.

- Market Risk
- Debt Securities Risk
- Derivatives Risk
- Foreign Currency Contracts Risk
- Foreign Investment Risk
- Futures Contracts Risk
- High Yield Securities Risk
- Loan Risk
- Management Risk
- Mortgage- and Asset-Backed Securities Risk
- Swaps Risk
- U.S. Government Obligations Risk

These and other risks could cause you to lose money in your investment in the Fund and could adversely affect the Fund's net asset value, yield and total return. These risks are described in the "Description of Principal Investment Risks" section.



# Short-Term High Income Fund

## Investment Objective

The Fund seeks total return, consisting of a high level of current income and capital appreciation.

The Fund's Board of Trustees can change this investment objective without a shareholder vote.

## Principal Investment Strategies

Under normal circumstances, we invest:

- at least 80% of the Fund's net assets in below investment-grade corporate debt securities; and
- up to 25% of the Fund's total assets in U.S. dollar-denominated debt securities of foreign issuers.

We invest principally in below investment-grade debt securities (often called "high-yield" securities or "junk bonds") of corporate issuers. These include traditional corporate bonds as well as bank loans. These securities may have fixed, floating or variable rates. As part of our below investment-grade debt securities investment strategy, we will generally invest in securities that are rated BB through CCC by Standard & Poor's or Ba through Caa by Moody's, or an equivalent quality rating from another Nationally Recognized Statistical Ratings Organization, or are deemed by us to be of comparable quality. We may also use credit default swap agreements to reduce cash positions and to cost-effectively increase credit exposure, and futures to manage duration exposure. While we may purchase securities of any maturity, under normal circumstances, we expect the Fund's dollar-weighted average effective maturity to be three years or less. "Dollar-Weighted Average Effective Maturity" is a measure of the average time until the final payment of principal and interest is due on fixed income securities in the Fund's portfolio.

We start our investment process with a focus on bottom-up fundamental credit analysis to generate new ideas, to understand the potential risks, to select individual securities that may potentially add value from income and/or capital appreciation. Our credit research may include an assessment of an issuer's general financial condition, its competitive positioning and management strength, as well as industry characteristics and other factors including an assessment of environmental, social and governance (ESG) factors that are deemed to have material business and/or financial risk. The ESG factors utilized in the fund's investment process may change over time, some factors may not be relevant with respect to all issuers and may or may not be determinative in the security selection process. We may sell a security due to changes in credit characteristics or outlook, as well as changes in portfolio strategy or cash flow needs. A security may also be sold and replaced with one that presents a better value or risk/reward profile.

We may actively trade portfolio securities, which may lead to higher transaction costs that may affect the Fund's performance. In addition, active trading of portfolio securities may lead to higher taxes if your shares are held in a taxable account.

The Fund may hold some of its assets in cash or in money market instruments, including U.S. Government obligations, shares of other funds and repurchase agreements, or make other short-term investments for purposes of maintaining liquidity or for short-term defensive purposes when we believe it is in the best interests of the shareholders to do so. During such periods, the Fund may not achieve its objective.

## Principal Investment Risks

The Fund is primarily subject to the risks mentioned below.

- Market Risk
- Debt Securities Risk
- High Yield Securities Risk
- Derivatives Risk
- Foreign Investment Risk
- Futures Contracts Risk
- Loan Risk
- Management Risk
- Swaps Risk

These and other risks could cause you to lose money in your investment in the Fund and could adversely affect the Fund's net asset value, yield and total return. These risks are described in the "Description of Principal Investment Risks" section.

# Ultra Short-Term Income Fund

## Investment Objective

The Fund seeks current income consistent with capital preservation.

The Fund's Board of Trustees can change this investment objective without a shareholder vote.

## Principal Investment Strategies

Under normal circumstances, we invest:

- at least 80% of the Fund's net assets in income-producing debt securities;
- up to 25% of the Fund's total assets in U.S. dollar-denominated debt securities of foreign issuers; and
- up to 15% of the Fund's total assets in below investment-grade debt securities.

We invest principally in income-producing debt securities. Our portfolio holdings may include U.S. Government obligations, corporate debt securities, bank loans and mortgage- and asset-backed debt securities. These securities may have fixed, floating or variable rates. We may invest in investment-grade and below investment-grade debt securities (often called "high-yield" securities or "junk bonds"), as well as in debt securities of both domestic and foreign issuers. As part of our below investment-grade debt securities investment strategy, we will generally invest in securities that are rated at least BB by Standard & Poor's or Ba by Moody's, or an equivalent quality rating from another Nationally Recognized Statistical Ratings Organization, or are deemed by us to be of comparable quality. We may also use futures for duration and yield curve management. While we may purchase securities of any maturity or duration, under normal circumstances, we expect the Fund's dollar-weighted average effective maturity to be 1.5 years or less and the Fund's dollar-weighted average effective duration to be 1 year or less. "Dollar-Weighted Average Effective Maturity" is a measure of the average time until the final payment of principal and interest is due on fixed income securities in the Fund's portfolio. "Dollar-Weighted Average Effective Duration" is an aggregate measure of the sensitivity of a fund's fixed income portfolio securities to changes in interest rates. As a general matter, the price of a fixed income security with a longer effective duration will fluctuate more in response to changes in interest rates than the price of a fixed income security with a shorter effective duration.

We employ a top-down, macroeconomic outlook to determine the portfolio's duration, yield curve positioning, credit quality and sector allocation. Macroeconomic factors considered may include, among others, the pace of economic growth, employment conditions, corporate profits, inflation, monetary and fiscal policy, as well as the influence of international economic and financial conditions. In combination with our top-down, macroeconomic approach, we employ a bottom-up process of fundamental securities analysis to select the specific securities for investment. Elements of this evaluation may include credit research, duration measurements, historical yield spread relationships, volatility trends, mortgage refinance rates, as well as other factors. Our credit analysis may consider an issuer's general financial condition, its competitive position and its management strategies, as well as industry characteristics and other factors including an assessment of environmental, social and governance (ESG) factors that are deemed to have material business and/or financial risk. The ESG factors utilized in the fund's investment process may change over time, some factors may not be relevant with respect to all issuers and may or may not be determinative in the security selection process. We may sell a security due to changes in credit characteristics or outlook, as well as changes in portfolio strategy or cash flow needs. A security may also be sold and replaced with one that presents a better value or risk/reward profile.

We may actively trade portfolio securities, which may lead to higher transaction costs that may affect the Fund's performance. In addition, active trading of portfolio securities may lead to higher taxes if your shares are held in a taxable account.

The Fund may hold some of its assets in cash or in money market instruments, including U.S. Government obligations, shares of other funds and repurchase agreements, or make other short-term investments for purposes of maintaining liquidity or for short-term defensive purposes when we believe it is in the best interests of the shareholders to do so. During such periods, the Fund may not achieve its objective.

## Principal Investment Risks

The Fund is primarily subject to the risks mentioned below.

- Market Risk
- Debt Securities Risk
- Derivatives Risk
- Foreign Investment Risk
- Futures Contracts Risk
- High Yield Securities Risk
- Loan Risk
- Management Risk
- Mortgage- and Asset-Backed Securities Risk
- U.S. Government Obligations Risk

These and other risks could cause you to lose money in your investment in the Fund and could adversely affect the Fund's net asset value, yield and total return. These risks are described in the "Description of Principal Investment Risks" section.

# Description of Principal Investment Risks

Understanding the risks involved in fund investing will help you make an informed decision that takes into account your risk tolerance and preferences. The risks that are most likely to have a material effect on a particular Fund as a whole are called “principal risks.” The principal risks for each Fund have been previously identified and are described below (in alphabetical order). Additional information about the principal risks is included in the Statement of Additional Information.

**Convertible Securities Risk.** A convertible security has characteristics of both equity and debt securities and, as a result, is exposed to risks that are typically associated with both types of securities. The market value of a convertible security tends to decline as interest rates increase but also tends to reflect changes in the market price of the common stock of the issuing company. A convertible security is also exposed to the risk that an issuer is unable to meet its obligation to make dividend or interest and principal payments when due as a result of changing financial or market conditions. In the event of a liquidation of the issuer, holders of a convertible security would generally be paid only after holders of any senior debt obligations. A Fund may be forced to convert a convertible security before it would otherwise choose to do so, which may decrease the Fund’s return.

**Debt Securities Risk.** Debt securities are subject to credit risk and interest rate risk. Credit risk is the possibility that the issuer or guarantor of a debt security may be unable, or perceived to be unable or unwilling, to pay interest or repay principal when they become due. In these instances, the value of an investment could decline and the Fund could lose money. Credit risk increases as an issuer’s credit quality or financial strength declines. The credit quality of a debt security may deteriorate rapidly and cause significant deterioration in the Fund’s net asset value. Interest rate risk is the possibility that interest rates will change over time. When interest rates rise, the value of debt securities tends to fall. The longer the terms of the debt securities held by a Fund, the more the Fund is subject to this risk. If interest rates decline, interest that the Fund is able to earn on its investments in debt securities may also decline, which could cause the Fund to reduce the dividends it pays to shareholders, but the value of those securities may increase. Some debt securities give the issuers the option to call, redeem or prepay the securities before their maturity dates. If an issuer calls, redeems or prepays a debt security during a time of declining interest rates, the Fund might have to reinvest the proceeds in a security offering a lower yield, and therefore might not benefit from any increase in value as a result of declining interest rates. Very low or negative interest rates may magnify interest rate risk. Changing interest rates, including rates that fall below zero, may have unpredictable effects on markets, may result in heightened market volatility and may detract from Fund performance to the extent the Fund is exposed to such interest rates. Interest rate changes and their impact on the Fund and its share price can be sudden and unpredictable. Changes in market conditions and government policies may lead to periods of heightened volatility in the debt securities market, reduced liquidity Fund investments and an increase in Fund redemptions.

**Derivatives Risk.** The use of derivatives, such as futures, options and swap agreements, presents risks different from, and possibly greater than, the risks associated with investing directly in traditional securities. The use of derivatives can lead to losses because of adverse movements in the price or value of the derivatives’ underlying assets, indexes or rates and the derivatives themselves, which may be magnified by certain features of the derivatives. These risks are heightened when derivatives are used to enhance a Fund’s return or as a substitute for a position or security, rather than solely to hedge (or mitigate) the risk of a position or security held by the Fund. The success of a derivative strategy will be affected by the portfolio manager’s ability to assess and predict market or economic developments and their impact on the derivatives’ underlying assets, indexes or reference rates, as well as the derivatives themselves. Certain derivative instruments may become illiquid and, as a result, may be difficult to sell when the portfolio manager believes it would be appropriate to do so. Certain derivatives create leverage, which can magnify the impact of a decline in the value of their underlying assets, indexes or reference rates, and increase the volatility of the Fund’s net asset value. Certain derivatives (e.g., over-the-counter swaps) are also subject to the risk that the counterparty to the derivative contract will be unwilling or unable to fulfill its contractual obligations, which may cause a Fund to lose money, suffer delays or incur costs arising from holding or selling an underlying asset. Changes in laws or regulations may make the use of derivatives more costly, may limit the availability of derivatives, or may otherwise adversely affect the use, value or performance of derivatives.

**Emerging Markets Risk.** Emerging market securities typically present even greater exposure to the risks described under “Foreign Investment Risk” and may be particularly sensitive to global economic conditions. For example, emerging market countries are typically more dependent on exports and are, therefore, more vulnerable to recessions in other countries. Emerging markets tend to have less developed legal and financial systems and a smaller market capitalization than markets in developed countries. Some emerging markets are subject to greater political instability. Additionally, emerging markets may have more volatile currencies and be more sensitive than developed markets to a

variety of economic factors, including inflation. Emerging market securities are also typically less liquid than securities of developed countries and could be difficult to sell, particularly during a market downturn.

**Equity Securities Risk.** The values of equity securities may experience periods of substantial price volatility and may decline significantly over short time periods. In general, the values of equity securities are more volatile than those of debt securities. Equity securities fluctuate in value and price in response to factors specific to the issuer of the security, such as management performance, financial condition, and market demand for the issuer's products or services, as well as factors unrelated to the fundamental condition of the issuer, including general market, economic and political conditions. Investing in equity securities poses risks specific to an issuer, as well as to the particular type of company issuing the equity securities. For example, investing in the equity securities of small- or mid-capitalization companies can involve greater risk than is customarily associated with investing in stocks of larger, more-established companies. Different parts of a market, industry and sector may react differently to adverse issuer, market, regulatory, political, and economic developments. Negative news or a poor outlook for a particular industry or sector can cause the share prices of securities of companies in that industry or sector to decline. This risk may be heightened for a Fund that invests a substantial portion of its assets in a particular industry or sector.

**Foreign Currency Contracts Risk.** A Fund that enters into forwards or other foreign currency contracts, which are a type of derivative, is subject to the risk that the portfolio manager may be incorrect in his or her judgment of future exchange rate changes. The Fund's gains from positions in foreign currency contracts may accelerate and/or lead to recharacterization of the Fund's income or gains and its distributions to shareholders. The Fund's losses from such positions may also lead to recharacterization of the Fund's income and its distributions to shareholders and may cause a return of capital to Fund shareholders.

**Foreign Investment Risk.** Foreign investments may be subject to lower liquidity, greater price volatility and risks related to adverse political, regulatory, market or economic developments. Foreign companies may be subject to significantly higher levels of taxation than U.S. companies, including potentially confiscatory levels of taxation, thereby reducing the earnings potential of such foreign companies. Foreign investments may involve exposure to changes in foreign currency exchange rates. Such changes may reduce the U.S. dollar value of the investments. Foreign investments may be subject to additional risks, such as potentially higher withholding and other taxes, and may also be subject to greater trade settlement, custodial, and other operational risks than domestic investments. Certain foreign markets may also be characterized by less stringent investor protection and disclosure standards.

**Futures Contracts Risk.** A Fund that uses futures contracts, which are a type of derivative, is subject to the risk of loss caused by unanticipated market movements. In addition, there may at times be an imperfect correlation between the movement in the prices of futures contracts and the value of their underlying instruments or indexes, and there may at times not be a liquid secondary market for certain futures contracts.

**Growth/Value Investing Risk.** Securities that exhibit certain characteristics, such as growth characteristics or value characteristics, tend to perform differently and shift into and out of favor with investors depending on changes in market and economic sentiment and conditions. As a result, a Fund's performance may at times be worse than the performance of other mutual funds that invest more broadly or in securities that exhibit different characteristics.

**High Yield Securities Risk.** High yield securities and unrated securities of similar credit quality (commonly known as "junk bonds") are considered speculative and have a much greater risk of default (or in the case of bonds currently in default, of not returning principal) and their values tend to be more volatile than higher-rated securities with similar maturities. Additionally, these securities tend to be less liquid and more difficult to value than higher-rated securities.

**Industry Concentration Risk.** A Fund that concentrates its investments in an industry or group of industries is more vulnerable to adverse market, economic, regulatory, political or other developments affecting such industry or group of industries than a fund that invests its assets more broadly.

**Loan Risk.** Loans may be unrated, less liquid and more difficult to value than traditional debt securities. Loans may be made to finance highly leveraged corporate operations or acquisitions. The highly leveraged capital structure of the borrowers in such transactions may make such loans especially vulnerable to adverse changes in financial, economic or market conditions. Loans generally are subject to restrictions on transfer, and only limited opportunities may exist to sell such loans in secondary markets. As a result, a Fund may be unable to sell loans at a desired time or price. If the Fund acquires only an assignment or a participation in a loan made by a third party, the Fund may not be able to control amendments, waivers or the exercise of any remedies that a lender would have under a direct loan and may assume liability as a lender.

**Management Risk.** Investment decisions, techniques, analyses or models implemented by a Fund's manager or sub-adviser in seeking to achieve the Fund's investment objective may not produce the returns expected, may cause the Fund's shares to lose value or may cause the Fund to underperform other funds with similar investment objectives.

**Market Risk.** The values of, and/or the income generated by, securities held by a Fund may decline due to general market conditions or other factors, including those directly involving the issuers of such securities. Securities markets are volatile and may decline significantly in response to adverse issuer, regulatory, political, or economic developments. Different sectors of the market and different security types may react differently to such developments. Political, geopolitical, natural and other events, including war, terrorism, trade disputes, government shutdowns, market closures, inflation, natural and environmental disasters, epidemics, pandemics and other public health crises and related events have led, and in the future may lead, to economic uncertainty, decreased economic activity, increased market volatility and other disruptive effects on U.S. and global economies and markets. Such events may have significant adverse direct or indirect effects on a Fund and its investments. In addition, economies and financial markets throughout the world are becoming increasingly interconnected, which increases the likelihood that events or conditions in one country or region will adversely impact markets or issuers in other countries or regions.

**Mortgage- and Asset-Backed Securities Risk.** Mortgage- and asset-backed securities are subject to risk of default on the underlying mortgages or assets, particularly during periods of economic downturn. Defaults on the underlying mortgages or assets may cause such securities to decline in value and become less liquid. Rising interest rates tend to extend the duration of these securities, making them more sensitive to changes in interest rates than instruments with fixed payment schedules. As a result, in a period of rising interest rates, these securities may exhibit additional volatility. When interest rates decline or are low, borrowers may pay off their mortgage or other debts sooner than expected, which can reduce the returns of a Fund. Funds that may enter into mortgage dollar roll transactions are subject to the risk that the market value of the securities that are required to be repurchased in the future may decline below the agreed upon repurchase price. They also involve the risk that the party to whom the securities are sold may become insolvent, limiting a Fund's ability to repurchase securities at the agreed upon price.

**Municipal Securities Risk.** Municipal securities may be fully or partially backed or enhanced by the taxing authority of a local government, by the current or anticipated revenues from a specific project or specific assets, or by the credit of, or liquidity enhancement provided by, a private issuer. Municipal securities may be difficult to obtain because of limited supply, which may increase the cost to a Fund of purchasing such securities and effectively reduce the Fund's yield. Typically, less information is available about a municipal issuer than is available about other types of issuers. Various types of municipal securities are often related in such a way that political, economic or business developments affecting one obligation could affect other municipal securities held by the Fund. The value and liquidity of municipal securities backed by the revenue from a particular project or other source may decline if the project or other source fails to generate expected revenue. Although the Fund may strive to invest in municipal securities and other securities that pay interest that is exempt from certain taxes (such as federal taxes, federal alternative minimum tax and/or state taxes as applicable), some income earned by Fund investments may be subject to such taxes. Certain issuers of municipal securities may have the ability to call or redeem a security prior to its maturity date, which could impair Fund performance.

**Swaps Risk.** Depending on their structure, swap agreements and options to enter into swap agreements ("swaptions"), both of which are types of derivatives, may increase or decrease a Fund's exposure to long- or short-term interest rates, foreign currency values, mortgage-backed securities, corporate borrowing rates, or credit events or other reference points such as security prices or inflation rates.

**U.S. Government Obligations Risk.** U.S. Government obligations may be adversely impacted by changes in interest rates, and securities issued or guaranteed by U.S. Government agencies or government-sponsored entities may not be backed by the full faith and credit of the U.S. Government. If a government-sponsored entity is unable to meet its obligations or its creditworthiness declines, the performance of a Fund that holds securities issued or guaranteed by the entity will be adversely impacted. U.S. Government obligations may be adversely affected by a default by, or decline in the credit quality, of the U.S. Government.



# Portfolio Holdings Information

A description of the Allspring Funds' policies and procedures with respect to disclosure of the Funds' portfolio holdings is available in the Funds' Statement of Additional Information.

## Pricing Fund Shares

A Fund's net asset value ("NAV") is the value of a single share. The NAV is calculated as of the close of regular trading on the New York Stock Exchange ("NYSE") (generally 4:00 p.m. Eastern time) on each day that the NYSE is open, although a Fund may deviate from this calculation time under unusual or unexpected circumstances. The NAV is calculated separately for each class of shares of a multiple-class Fund. The most recent NAV for each class of a Fund is available at [allspringglobal.com](http://allspringglobal.com). To calculate the NAV of a Fund's shares, the Fund's assets are valued and totaled, liabilities are subtracted, and the balance, called net assets, is divided by the number of shares outstanding. The price at which a purchase or redemption request is processed is based on the next NAV calculated after the request is received in good order. Generally, NAV is not calculated, and purchase and redemption requests are not processed, on days that the NYSE is closed for trading; however, under unusual or unexpected circumstances, a Fund may elect to remain open even on days that the NYSE is closed or closes early. To the extent that a Fund's assets are traded in various markets on days when the Fund is closed, the value of the Fund's assets may be affected on days when you are unable to buy or sell Fund shares. Conversely, trading in some of a Fund's assets may not occur on days when the Fund is open.

With respect to any portion of a Fund's assets that may be invested in other mutual funds, the value of the Fund's shares is based on the NAV of the shares of the other mutual funds in which the Fund invests. The valuation methods used by mutual funds in pricing their shares, including the circumstances under which they will use fair value pricing and the effects of using fair value pricing, are included in the prospectuses of such funds. To the extent a Fund invests a portion of its assets in non-registered investment vehicles, the Fund's interests in the non-registered vehicles are fair valued at NAV.

With respect to a Fund's assets invested directly in securities, the Fund's investments are generally valued at current market prices. Equity securities, options and futures are generally valued at the official closing price or, if none, the last reported sales price on the primary exchange or market on which they are listed (closing price). Equity securities that are not traded primarily on an exchange are generally valued at the quoted bid price obtained from a broker-dealer.

Debt securities are valued at the evaluated bid price provided by an independent pricing service or, if a reliable price is not available, the quoted bid price from an independent broker-dealer.

We are required to depart from these general valuation methods and use fair value pricing methods to determine the values of certain investments if we believe that the closing price or the quoted bid price of a security, including a security that trades primarily on a foreign exchange, does not accurately reflect its current market value as of the time a Fund calculates its NAV. The closing price or the quoted bid price of a security may not reflect its current market value if, among other things, a significant event occurs after the closing price or quoted bid price are made available, but before the time as of which a Fund calculates its NAV, that materially affects the value of the security. We use various criteria, including a systemic evaluation of U.S. market moves after the close of foreign markets, in deciding whether a foreign security's market price is still reliable and, if not, what fair market value to assign to the security. In addition, we use fair value pricing to determine the value of investments in securities and other assets, including illiquid securities, for which current market quotations or evaluated prices from a pricing service or broker-dealer are not readily available.

The fair value of a Fund's securities and other assets is determined in good faith pursuant to policies and procedures adopted by the Fund's Board of Trustees. Pursuant to such policies and procedures, the Board has appointed the Manager as the Fund's valuation designee (the "Valuation Designee") to perform all fair valuations of the Fund's portfolio investments, subject to the Board's oversight. As the Valuation Designee, the Manager has established procedures for its fair valuation of the Fund's portfolio investments. These procedures address, among other things, determining when market quotations are not readily available or reliable and the methodologies to be used for determining the fair value of investments, as well as the use and oversight of third-party pricing services for fair valuation. In light of the judgment involved in making fair value decisions, there can be no assurance that a fair value assigned to a particular security is accurate or that it reflects the price that the Fund could obtain for such security if it were to sell the security at the time as of which fair value pricing is determined. Such fair value pricing may result in NAVs that are higher or lower than NAVs based on the closing price or quoted bid price. See the Statement of Additional Information for additional details regarding the determination of NAVs.

# Management of the Funds

---

## The Manager

Allspring Funds Management, LLC (“Allspring Funds Management”), headquartered at 1415 Vantage Park Drive, 3rd Floor, Charlotte, NC 28203, provides advisory and Fund level administrative services to the Funds pursuant to an investment management agreement (the “Management Agreement”). Allspring Funds Management is a wholly owned subsidiary of Allspring Global Investments Holdings, LLC, a holding company indirectly owned by certain private funds of GTCR LLC and Reverence Capital Partners, L.P. Allspring Funds Management is a registered investment adviser that provides advisory services for registered mutual funds, closed-end funds and other funds and accounts.

Allspring Funds Management is responsible for implementing the investment objectives and strategies of the Funds. Allspring Funds Management’s investment professionals review and analyze the Funds’ performance, including relative to peer funds, and monitor the Funds’ compliance with their investment objectives and strategies. Allspring Funds Management is responsible for reporting to the Board on investment performance and other matters affecting the Funds. When appropriate, Allspring Funds Management recommends to the Board enhancements to Fund features, including changes to Fund investment objectives, strategies and policies. Allspring Funds Management also communicates with shareholders and intermediaries about Fund performance and features.

Allspring Funds Management is also responsible for providing Fund-level administrative services to the Funds, which include, among others, providing such services in connection with the Funds’ operations; developing and implementing procedures for monitoring compliance with regulatory requirements and compliance with the Funds’ investment objectives, policies and restrictions; and providing any other Fund-level administrative services reasonably necessary for the operation of the Funds, other than those services that are provided by the Funds’ transfer and dividend disbursing agent, custodian and fund accountant.

To assist Allspring Funds Management in implementing the investment objectives and strategies of the Funds, Allspring Funds Management may contract with one or more sub-advisers to provide day-to-day portfolio management services to the Funds. Allspring Funds Management employs a team of investment professionals who identify and recommend the initial hiring of any sub-adviser and oversee and monitor the activities of any sub-adviser on an ongoing basis. Allspring Funds Management retains overall responsibility for the investment activities of the Funds.

A discussion regarding the basis for the Board’s approval of the Management Agreement and any applicable sub-advisory agreements for each Fund is available in the Fund’s annual report for the period ended August 31st.

For each Fund’s most recent fiscal year end, the management fee paid to Allspring Funds Management pursuant to the Management Agreement, net of any applicable waivers and reimbursements, was as follows:

### Management Fees Paid

	As a % of average daily net assets
Adjustable Rate Government Fund	0.28%
Conservative Income Fund	0.09%
Core Plus Bond Fund	0.25%
Government Securities Fund	0.39%
High Yield Bond Fund	0.45%
Short Duration Government Bond Fund	0.30%
Short-Term Bond Plus Fund	0.26%
Short-Term High Income Fund	0.40%
Ultra Short-Term Income Fund	0.14%



# The Sub-Adviser and Portfolio Managers

The following sub-adviser and portfolio managers provide day-to-day portfolio management services to the Funds. These services include making purchases and sales of securities and other investment assets for the Funds, selecting broker-dealers, negotiating brokerage commission rates and maintaining portfolio transaction records. The sub-adviser is compensated for its services by Allspring Funds Management from the fees Allspring Funds Management receives for its services as manager to the Funds. The Statement of Additional Information provides additional information about the portfolio managers' compensation, other accounts managed by the portfolio managers and the portfolio managers' ownership of securities in the Funds.

**Allspring Global Investments, LLC** ("Allspring Investments") is a registered investment adviser located at 1415 Vantage Park Drive, 3rd Floor, Charlotte, NC 28203. Allspring Investments, an affiliate of Allspring Funds Management and wholly owned subsidiary of Allspring Global Investments Holdings, LLC, is a multi-boutique asset management firm committed to delivering superior investment services to institutional clients, including mutual funds.

<b>Maulik Bhansali, CFA</b> Short Duration Government Bond Fund	Mr. Bhansali joined Allspring Investments or one of its predecessor firms in 2001, where he currently serves as a Senior Portfolio Manager and co-head of the Core Fixed Income team.
<b>Andrew M. Greenberg, CFA</b> Conservative Income Fund	Mr. Greenberg joined Allspring Investments or one of its predecessor firms in 2002, where he currently serves as Senior Portfolio Manager with Global Liquidity Solutions team.
<b>Christopher Y. Kauffman, CFA</b> Adjustable Rate Government Fund Core Plus Bond Fund Government Securities Fund Short-Term Bond Plus Fund Ultra Short-Term Income Fund	Mr. Kauffman joined Allspring Investments or one of its affiliate firms in 2003, where he currently serves as a Senior Portfolio Manager for the Plus Fixed Income team.
<b>Chris Lee, CFA</b> High Yield Bond Fund Short-Term High Income Fund	Mr. Lee joined Allspring Investments in 2012, where he currently serves as a Senior Portfolio Manager on the Plus Fixed Income team.
<b>Anthony J. Melville, CFA</b> Conservative Income Fund	Mr. Melville joined Allspring Investments or one of its predecessor firms in 1990, where he currently serves as Portfolio Manager for the Global Liquidity Solutions team.
<b>Janet S. Rilling, CFA, CPA</b> Core Plus Bond Fund Short-Term Bond Plus Fund Ultra Short-Term Income Fund	Ms. Rilling joined Allspring Investments or one of its predecessor firms in 1995, where she currently serves as a Senior Portfolio Manager and head of the Plus Fixed Income team.
<b>Michael J. Schueller, CFA</b> Core Plus Bond Fund High Yield Bond Fund Short-Term Bond Plus Fund Short-Term High Income Fund Ultra Short-Term Income Fund	Mr. Schueller joined Allspring Investments or one of its predecessor firms in 2000, where he currently serves as a Senior Portfolio Manager for the Plus Fixed Income team.
<b>Michal Stanczyk</b> Adjustable Rate Government Fund Core Plus Bond Fund Government Securities Fund Short-Term Bond Plus Fund Ultra Short-Term Income Fund	Mr. Stanczyk joined Allspring Investments or one of its predecessor firms in 2007, where he currently serves as a Portfolio Manager for the Plus Fixed Income team.
<b>Jarad Vasquez</b> Short Duration Government Bond Fund	Mr. Vasquez joined Allspring Investments or one of its predecessor firms in 2007, where he currently serves as a Senior Portfolio Manager and co-head of the Core Fixed Income team.
<b>Jeffrey L. Weaver, CFA</b> Conservative Income Fund	Mr. Weaver joined Allspring Investments or one of its predecessor firms in 1994, where he currently serves as Senior Portfolio Manager and Head of the Municipal Fixed Income and Global Liquidity Solutions teams.
<b>Noah M. Wise, CFA</b> Core Plus Bond Fund Short-Term Bond Plus Fund Ultra Short-Term Income Fund	Mr. Wise joined Allspring Investments or one of its predecessor firms in 2008, where he currently serves as a Senior Portfolio Manager for the Plus Fixed Income team.

## Multi-Manager Arrangement

The Funds and Allspring Funds Management have obtained an exemptive order from the SEC that permits Allspring Funds Management, subject to Board approval, to select certain sub-advisers and enter into or amend sub-advisory agreements with them, without obtaining shareholder approval. The SEC order extends to sub-advisers that are not otherwise affiliated with Allspring Funds Management or the Funds, as well as sub-advisers that are wholly-owned subsidiaries of Allspring Funds Management or of a company that wholly owns Allspring Funds Management. In addition, the SEC staff, pursuant to no-action relief, has extended multi-manager relief to any affiliated sub-adviser, such as affiliated sub-advisers that are not wholly-owned subsidiaries of Allspring Funds Management or of a company that wholly owns Allspring Funds Management, provided certain conditions are satisfied (all such sub-advisers covered by the order or relief, “Multi-Manager Sub-Advisers”).

As such, Allspring Funds Management, with Board approval, may hire or replace Multi-Manager Sub-Advisers for each Fund that is eligible to rely on the order or relief. Allspring Funds Management, subject to Board oversight, has the responsibility to oversee Multi-Manager Sub-Advisers and to recommend their hiring, termination and replacement. If a new sub-adviser is hired for a Fund pursuant to the order or relief, the Fund is required to notify shareholders within 90 days. The Funds are not required to disclose the individual fees that Allspring Funds Management pays to a Multi-Manager Sub-Adviser.

# Account Information

---

## Share Class Eligibility

Institutional Class shares are generally available through intermediaries for the accounts of their customers and directly to institutional investors and individuals. Institutional investors may include corporations; private banks; trust companies; endowments and foundations; defined contribution, defined benefit and other employer sponsored retirement plans; institutional retirement plan platforms; insurance companies; registered investment advisor firms; bank trusts; 529 college savings plans; family offices; and funds of funds, including those managed by Allspring Funds Management. The following investors may purchase Institutional Class shares and are not subject to a minimum initial investment amount except as noted below:

- Employee benefit plan programs;
- Broker-dealer managed account or wrap programs that charge an asset-based fee;
- Registered investment adviser mutual fund wrap programs or other accounts that charge a fee for advisory, investment, consulting or similar services;
- Private bank and trust company managed accounts or wrap programs that charge an asset-based fee;
- Internal Revenue Code Section 529 college savings plan accounts;
- Funds of funds, including those advised by Allspring Funds Management;
- Endowments, non-profits, and charitable organizations who invest a minimum initial investment amount of \$500,000 in a Fund;
- Any other institutions or customers of intermediaries who invest a minimum initial investment amount of \$1 million in a Fund;
- Individual investors who invest a minimum initial investment amount of \$1 million directly in a Fund;
- Certain investors and related accounts as detailed in the Statement of Additional Information;
- Investors purchasing shares through an intermediary, acting solely as a broker on behalf of its customers, that holds such shares in an omnibus account and charges investors a transaction based commission outside of the Fund. In order to offer Fund shares, an intermediary must have an agreement with the Fund's distributor authorizing the use of the share class within this type of platform;
- Current and retired employees, directors/trustees and officers of:
  - Allspring Funds (including any predecessor funds);
  - Allspring Global Investments Holdings, LLC and its affiliates; and
  - family members (spouse, domestic partner, parents, grandparents, children, grandchildren and siblings (including step and in-law)) of any of the foregoing; and
- Current employees of:
  - a Fund's sub-adviser(s), but only for the Fund(s) for which such sub-adviser provides investment advisory services.

Eligibility requirements for Institutional Class shares may be modified or discontinued at any time.

Your Fund may offer other classes of shares in addition to those offered through this Prospectus. You may be eligible to invest in one or more of these other classes of shares. Each share class bears varying expenses and may differ in other features. Consult your financial professional for more information regarding a Fund's available share classes.

The information in this Prospectus is not intended for distribution to, or use by, any person or entity in any non-U.S. jurisdiction or country where such distribution or use would be contrary to any law or regulation, or which would subject Fund shares to any registration requirement within such jurisdiction or country.

## Share Class Features

The table below summarizes the key features of the share class offered through this Prospectus. Please note that if you purchase shares through an intermediary that acts as a broker on your behalf, you may be required to pay a commission to your intermediary in an amount determined and separately disclosed to you by the intermediary. Consult your financial professional for further details.

	Institutional Class
Front-End Sales Charge	None
Contingent Deferred Sales Charge ("CDSC")	None
Ongoing Distribution ("12b-1") Fees	None

Information regarding sales charges, breakpoint levels, reductions and waivers is also available free of charge on our website at [allspringglobal.com](http://allspringglobal.com). You may wish to discuss your choice of share class with your financial professional.

## Compensation to Financial Professionals and Intermediaries

### Additional Payments to Financial Professionals and Intermediaries

In addition to dealer reallowances and payments made by certain classes of each Fund for distribution and shareholder servicing, the Fund's manager, the distributor or their affiliates make additional payments ("Additional Payments") to certain financial professionals and intermediaries for selling shares and providing shareholder services, which include broker-dealers and 401(k) service providers and record keepers. These Additional Payments, which may be significant, are paid by the Fund's manager, the distributor or their affiliates, out of their revenues, which generally come directly or indirectly from Fund fees.

In return for these Additional Payments, each Fund's manager and distributor expect the Fund to receive certain marketing or servicing considerations that are not generally available to mutual funds whose sponsors do not make such payments. Such considerations are expected to include, without limitation, placement of the Fund on a list of mutual funds offered as investment options to the intermediary's clients (sometimes referred to as "Shelf Space"); access to the intermediary's financial professionals; and/or the ability to assist in training and educating the intermediary's financial professionals.

The Additional Payments may create potential conflicts of interest between an investor and a financial professional or intermediary who is recommending or making available a particular mutual fund over other mutual funds. Before investing, you should consult with your financial professional and review carefully any disclosure by the intermediary as to what compensation the intermediary receives from mutual fund sponsors, as well as how your financial professional is compensated.

The Additional Payments are typically paid in fixed dollar amounts, based on the number of customer accounts maintained by an intermediary, or based on a percentage of sales and/or assets under management, or a combination of the above. The Additional Payments are either up-front or ongoing or both and differ among intermediaries. In a given year, Additional Payments to an intermediary that is compensated based on its customers' assets typically range between 0.02% and 0.25% of assets invested in a Fund by the intermediary's customers. Additional Payments to an intermediary that is compensated based on a percentage of sales typically range between 0.10% and 0.25% of the gross sales of a Fund attributable to the financial intermediary.

More information on the FINRA member firms that have received the Additional Payments described in this section is available in the Statement of Additional Information, which is on file with the SEC and is also available on the Allspring Funds website at [allspringglobal.com](http://allspringglobal.com).

## Buying and Selling Fund Shares

For more information regarding buying and selling Fund shares, please visit [allspringglobal.com](http://allspringglobal.com). You may buy (purchase) and sell (redeem) Fund shares as follows:

	Opening an Account	Adding to an Account or Selling Fund Shares
<b>Through Your Financial Professional</b>	<p><b>Contact your financial professional.</b></p> <p>Transactions will be subject to the terms of your account with your intermediary.</p>	<p><b>Contact your financial professional.</b></p> <p>Transactions will be subject to the terms of your account with your intermediary.</p>
<b>Through Your Retirement Plan</b>	<p><b>Contact your retirement plan administrator.</b></p> <p>Transactions will be subject to the terms of your retirement plan account.</p>	<p><b>Contact your retirement plan administrator.</b></p> <p>Transactions will be subject to the terms of your retirement plan account.</p>

	Opening an Account	Adding to an Account or Selling Fund Shares
<b>Online</b>	New accounts cannot be opened online. Contact your financial professional or retirement plan administrator, or refer to the section on opening an account by mail.	<b>Visit allspringglobal.com.</b>  Online transactions are limited to a maximum of \$100,000. You may be eligible for an exception to this maximum. Please call Investor Services at 1-800-222-8222 for more information.
<b>By Telephone</b>	<b>Call Investor Services at 1-800-222-8222.</b>  Available only if you have another Allspring Fund account with your bank information on file.	<b>Call Investor Services at 1-800-222-8222.</b>  Redemption requests may not be made by phone if the address on your account was changed in the last 15 days. In this event, you must request your redemption by mail. For joint accounts, telephone requests generally require only one of the account owners to call unless you have instructed us otherwise.
<b>By Mail</b>	<b>Complete an account application and submit it according to the instructions on the application.</b> Account applications are available online at allspringglobal.com or by calling Investor Services at 1-800-222-8222.	<b>Send the items required under “Requests in Good Order” below to:</b> <u>Regular Mail</u> Allspring Funds P.O. Box 219967 Kansas City, MO 64121-9967 <u>Overnight Only</u> Allspring Funds 430 W 7th Street STE 219967 Kansas City, MO 64105-1407

**Requests in “Good Order”.** All purchase and redemption requests must be received in “good order.” This means that a request generally must include:

- The Fund name(s), share class(es) and account number(s);
- The amount (in dollars or shares) and type (purchase or redemption) of the request;
- If by mail, the signature of each registered owner as it appears in the account application;
- For purchase requests, payment of the full amount of the purchase request (see “Payment” below); and
- Any supporting legal documentation that may be required.

Purchase and redemption requests in good order will be processed at the next NAV calculated after the Fund’s transfer agent or an authorized intermediary<sup>1</sup> receives your request. If your request is not received in good order, additional documentation may be required to process your transaction. We reserve the right to waive any of the above requirements.

1. The Fund’s shares may be purchased through an intermediary that has entered into a dealer agreement with the Fund’s distributor. The Fund has approved the acceptance of a purchase or redemption request effective as of the time of its receipt by such an authorized intermediary or its designee, as long as the request is received by one of those entities prior to the Fund’s closing time. These intermediaries may charge transaction fees. We reserve the right to adjust the closing time in certain circumstances.

**Payment.** Payment for Fund shares may be made as follows:

<b>By Wire</b>	Purchases into a new or existing account may be funded by using the following wire instructions:  State Street Bank & Trust Boston, MA Bank Routing Number: ABA 011000028 Wire Purchase Account: 9905-437-1 Attention: Allspring Funds (Name of Fund, Account Number and any applicable share class) Account Name: Provide your name as registered on the Fund account or as included in your account application.
<b>By Check</b>	Make checks payable to Allspring Funds.

<b>By Exchange</b>	Identify an identically registered Allspring Fund account from which you wish to exchange (see “Exchanging Fund Shares” below for restrictions on exchanges).
<b>By Electronic Funds Transfer (“EFT”)</b>	Additional purchases for existing accounts may be funded by EFT using your linked bank account.

All payments must be in U.S. dollars, and all checks and EFTs must be drawn on U.S. banks. You will be charged a \$25.00 fee for every check or EFT that is returned to us as unpaid.

**Form of Redemption Proceeds.** You may request that your redemption proceeds be sent to you by check, by EFT into a linked bank account, or by wire to a linked bank account. Please call Investor Services at 1-800-222-8222 regarding the requirements for linking bank accounts or for wiring funds. Under normal circumstances, we expect to meet redemption requests either by using uninvested cash or cash equivalents or by using the proceeds from the sale of portfolio securities, at the discretion of the portfolio manager(s). The Allspring Funds may also borrow through a bank line of credit for the purpose of meeting redemption requests, although we do not expect to draw funds from this source on a regular basis. In lieu of making cash payments, we reserve the right to determine in our sole discretion, including under stressed market conditions, whether to satisfy one or more redemption requests by making payments in securities. In such cases, we may meet all or part of a redemption request by making payment in securities equal in value to the amount of the redemption payable to you as permitted under the 1940 Act, and the rules thereunder, in which case the redeeming shareholder should expect to incur transaction costs upon the disposition of any securities received.

**Timing of Redemption Proceeds.** We normally will send out redemption proceeds within one business day after we accept your request to redeem. We reserve the right to delay payment for up to seven days. If you wish to redeem shares purchased by check, by EFT or through the Automatic Investment Plan within seven days of purchase, you may be asked to resubmit your redemption request if your payment has not yet cleared. Payment of redemption proceeds may be delayed for longer than seven days under extraordinary circumstances or as permitted by the SEC in order to protect remaining shareholders. Such extraordinary circumstances are discussed further in the Statement of Additional Information.

**Retirement Plans and Other Products.** If you purchased shares through a packaged investment product or retirement plan, read the directions for redeeming shares provided by the product or plan. There may be special requirements that supersede or are in addition to the requirements in this Prospectus.

## Exchanging Fund Shares

Exchanges between two funds involve two transactions: (1) the redemption of shares of one fund; and (2) the purchase of shares of another. In general, the same rules and procedures described under “Buying and Selling Fund Shares” apply to exchanges. There are, however, additional policies and considerations you should keep in mind while making or considering an exchange:

- In general, exchanges may be made between like share classes of any fund in the Allspring Funds complex offered to the general public for investment (i.e., a fund not closed to new accounts), with the following exceptions: (1) Class A shares of non-money market funds may also be exchanged for Service Class shares of any retail or government money market fund; (2) Service Class shares may be exchanged for Class A shares of any non-money market fund; and (3) no exchanges are allowed into institutional money market funds.
- If you make an exchange between Class A shares of a money market fund or Class A2 or Class A shares of a non-money market fund, you will buy the shares at the public offering price of the new fund, unless you are otherwise eligible to buy shares at NAV.
- Same-fund exchanges between share classes are permitted subject to the following conditions: (1) the shareholder must meet the eligibility guidelines of the class being purchased in the exchange; (2) exchanges out of Class A and Class C shares would not be allowed if shares are subject to a CDSC; and (3) for non-money market funds, in order to exchange into Class A shares, the shareholder must be able to qualify to purchase Class A shares at NAV based on current Prospectus guidelines.
- An exchange request will be processed on the same business day, provided that both funds are open at the time the request is received. If one or both funds are closed, the exchange will be processed on the following business day.
- You should carefully read the Prospectus for the Fund into which you wish to exchange.
- Every exchange involves redeeming fund shares, which may produce a capital gain or loss for tax purposes.
- If you are making an initial investment into a fund through an exchange, you must exchange at least the minimum



initial investment amount for the new fund, unless your balance has fallen below that amount due to investment performance.

- If you are making an additional investment into a fund that you already own through an exchange, you must exchange at least the minimum subsequent investment amount for the fund you are exchanging into.
- Class A and Class C share exchanges will not trigger a CDSC. The new shares received in the exchange will continue to age according to the original shares' CDSC schedule and will be charged the CDSC applicable to the original shares upon redemption.

Generally, we will notify you at least 60 days in advance of any changes in the above exchange policies.

## Frequent Purchases and Redemptions of Fund Shares

Allspring Funds reserves the right to reject any purchase or exchange order for any reason. If a shareholder redeems \$20,000 or more (including redemptions that are part of an exchange transaction) from a Covered Fund (as defined below), that shareholder is "blocked" from purchasing shares of that Covered Fund (including purchases that are part of an exchange transaction) for 30 calendar days after the redemption.

Excessive trading by Fund shareholders can negatively impact a Fund and its long-term shareholders in several ways, including disrupting Fund investment strategies, increasing transaction costs, decreasing tax efficiency, and diluting the value of shares held by long-term shareholders. Excessive trading in Fund shares can negatively impact a Fund's long-term performance by requiring it to maintain more assets in cash or to liquidate portfolio holdings at a disadvantageous time. Certain Funds may be more susceptible than others to these negative effects. For example, Funds that have a greater percentage of their investments in non-U.S. securities may be more susceptible than other Funds to arbitrage opportunities resulting from pricing variations due to time zone differences across international financial markets. Similarly, Funds that have a greater percentage of their investments in small company securities may be more susceptible than other Funds to arbitrage opportunities due to the less liquid nature of small company securities. Both types of Funds also may incur higher transaction costs in liquidating portfolio holdings to meet excessive redemption levels. Fair value pricing may reduce these arbitrage opportunities, thereby reducing some of the negative effects of excessive trading.

**Allspring Funds, other than the Adjustable Rate Government Fund, Conservative Income Fund, Ultra Short-Term Income Fund and Ultra Short-Term Municipal Income Fund ("Ultra-Short Funds") and the money market funds, (the "Covered Funds").** The Covered Funds are not designed to serve as vehicles for frequent trading. The Covered Funds actively discourage and take steps to prevent the portfolio disruption and negative effects on long-term shareholders that can result from excessive trading activity by Covered Fund shareholders. The Board has approved the Covered Funds' policies and procedures, which provide, among other things, that Allspring Funds Management may deem trading activity to be excessive if it determines that such trading activity would likely be disruptive to a Covered Fund by increasing expenses or lowering returns. In this regard, the Covered Funds take steps to avoid accommodating frequent purchases and redemptions of shares by Covered Fund shareholders. Allspring Funds Management monitors available shareholder trading information across all Covered Funds on a daily basis. If a shareholder redeems \$20,000 or more (including redemptions that are part of an exchange transaction) from a Covered Fund, that shareholder is "blocked" from purchasing shares of that Covered Fund (including purchases that are part of an exchange transaction) for 30 calendar days after the redemption. This policy does not apply to:

- Money market funds;
- Ultra-Short Funds;
- Dividend reinvestments;
- Systematic investments or exchanges where the financial intermediary maintaining the shareholder account identifies the transaction as a systematic redemption or purchase at the time of the transaction;
- Rebalancing transactions within certain asset allocation or "wrap" programs where the financial intermediary maintaining a shareholder account is able to identify the transaction as part of an asset allocation program approved by Allspring Funds Management;
- Rebalancing transactions by an institutional client of Allspring Funds Management or its affiliate following a model portfolio offered by Allspring Funds Management or its affiliate;
- Transactions initiated by a "fund of funds" or Section 529 Plan into an underlying fund investment;
- Permitted exchanges between share classes of the same Fund;
- Certain transactions involving participants in employer-sponsored retirement plans, including: participant withdrawals due to mandatory distributions, rollovers and hardships, withdrawals of shares acquired by participants through payroll deductions, and shares acquired or sold by a participant in connection with plan loans; and

- Purchases below \$20,000 (including purchases that are part of an exchange transaction).

**The money market funds and the Ultra-Short Funds.** Because the money market funds and Ultra-Short Funds are often used for short-term investments, they are designed to accommodate more frequent purchases and redemptions than the Covered Funds. As a result, the money market funds and Ultra-Short Funds do not anticipate that frequent purchases and redemptions, under normal circumstances, will have significant adverse consequences to the money market funds or Ultra-Short Funds or their shareholders. Although the money market funds and Ultra-Short Funds do not prohibit frequent trading, Allspring Funds Management will seek to prevent an investor from utilizing the money market funds and Ultra-Short Funds to facilitate frequent purchases and redemptions of shares in the Covered Funds in contravention of the policies and procedures adopted by the Covered Funds.

**All Allspring Funds.** In addition, Allspring Funds Management reserves the right to accept purchases, redemptions and exchanges made in excess of applicable trading restrictions in designated accounts held by Allspring Funds Management or its affiliate that are used at all times exclusively for addressing operational matters related to shareholder accounts, such as testing of account functions, and are maintained at low balances that do not exceed specified dollar amount limitations.

In the event that an asset allocation or “wrap” program is unable to implement the policy outlined above, Allspring Funds Management may grant a program-level exception to this policy. A financial intermediary relying on the exception is required to provide Allspring Funds Management with specific information regarding its program and ongoing information about its program upon request.

A financial intermediary through whom you may purchase shares of the Fund may independently attempt to identify excessive trading and take steps to deter such activity. As a result, a financial intermediary may on its own limit or permit trading activity of its customers who invest in Fund shares using standards different from the standards used by Allspring Funds Management and discussed in this Prospectus. Allspring Funds Management may permit a financial intermediary to enforce its own internal policies and procedures concerning frequent trading rather than the policies set forth above in instances where Allspring Funds Management reasonably believes that the intermediary’s policies and procedures effectively discourage disruptive trading activity. If you purchase Fund shares through a financial intermediary, you should contact the intermediary for more information about whether and how restrictions or limitations on trading activity will be applied to your account.

## Account Policies

**Advance Notice of Large Transactions.** We strongly urge you to make all purchases and redemptions of Fund shares as early in the day as possible and to notify us or your intermediary at least one day in advance of transactions in Fund shares in excess of \$1 million. This will help us to manage the Funds most effectively. When you give this advance notice, please provide your name and account number.

**Householding.** To help keep Fund expenses low, a single copy of a Prospectus or shareholder report may be sent to shareholders of the same household. If your household currently receives a single copy of a Prospectus or shareholder report and you would prefer to receive multiple copies, please call Investor Services at 1-800-222-8222 or contact your financial professional.

**Retirement Accounts.** We offer a variety of retirement account types for individuals and small businesses. There may be special distribution requirements for a retirement account, such as required distributions or mandatory Federal income tax withholdings. For more information about the retirement accounts listed below, including any distribution requirements, call Investor Services at 1-800-222-8222. For retirement accounts held directly with a Fund, certain fees may apply including an annual account maintenance fee.

The retirement accounts available for individuals and small businesses are:

- Individual Retirement Accounts, including Traditional IRAs and Roth IRAs.
- Small business retirement accounts, including Simple IRAs and SEP IRAs.

**Small Account Redemptions.** We reserve the right to redeem accounts that have values that fall below a Fund’s minimum initial investment amount due to shareholder redemptions (as opposed to market movement). Before doing so, we will give you approximately 60 days to bring your account value above the Fund’s minimum initial investment amount. Please call Investor Services at 1-800-222-8222 or contact your financial professional for further details.

**Transaction Authorizations.** We may accept telephone, electronic, and clearing agency transaction instructions from anyone who represents that he or she is a shareholder and provides reasonable confirmation of his or her identity.



Neither we nor Allspring Funds will be liable for any losses incurred if we follow such instructions we reasonably believe to be genuine. For transactions through our website, we may assign personal identification numbers (PINs) and you will need to create a login ID and password for account access. To safeguard your account, please keep these credentials confidential. Contact us immediately if you believe there is a discrepancy on your confirmation statement or if you believe someone has obtained unauthorized access to your online access credentials.

**Identity Verification.** We are required by law to obtain from you certain personal information that will be used to verify your identity. If you do not provide the information, we will not be able to open your account. In the rare event that we are unable to verify your identity as required by law, we reserve the right to redeem your account at the current NAV of the Fund's shares. You will be responsible for any losses, taxes, expenses, fees, or other results of such a redemption.

**Right to Freeze Accounts, Suspend Account Services or Reject or Terminate an Investment.** We reserve the right, to the extent permitted by law and/or regulations, to freeze any account or suspend account services when we have received reasonable notice (written or otherwise) of a dispute between registered or beneficial account owners or when we believe a fraudulent transaction may occur or has occurred. Additionally, we reserve the right to reject any purchase or exchange request and to terminate a shareholder's investment, including closing the shareholder's account.

## Distributions

The Funds, except Core Plus Bond Fund and Short-Term Bond Plus Fund, generally declare distributions of any net investment income daily, and pay such distributions monthly. Core Plus Bond Fund and Short-Term Bond Plus Fund generally declare distributions of any net investment income monthly, and pay such distributions monthly. For Core Plus Bond Fund and Short-Term Bond Plus Fund, the amount distributed in any given period may be less than the amount earned in that period or more than the amount earned in that period if it includes amounts earned in a previous period but retained for later distribution. The Funds generally make distributions of any realized net capital gains annually. Please note that distributions have the effect of reducing the NAV per share by the amount distributed.

We offer the following distribution options. To change your current option for payment of distributions, please call Investor Services at 1-800-222-8222.

- **Automatic Reinvestment Option**—Allows you to use distributions to buy new shares of the same class of the Fund that generated the distributions. The new shares are purchased at NAV generally on the day the distribution is paid. This option is automatically assigned to your account unless you specify another option.
- **Check Payment Option**—Allows you to receive distributions via checks mailed to your address of record or to another name and address which you have specified in written instructions. A Medallion Guarantee may also be required. If checks remain uncashed for six months or are undeliverable by the Post Office, we will reinvest the distributions at the earliest date possible, and future distributions will be automatically reinvested.
- **Bank Account Payment Option**—Allows you to receive distributions directly in a checking or savings account through EFT. The bank account must be linked to your Allspring Fund account. Any distribution returned to us due to an invalid banking instruction will be sent to your address of record by check at the earliest date possible, and future distributions will be automatically reinvested.
- **Directed Distribution Purchase Option**—Allows you to buy shares of a different Allspring Fund of the same share class. The new shares are purchased at NAV generally on the day the distribution is paid. In order to use this option, you need to identify the Fund and account the distributions are coming from, and the Fund and account to which the distributions are being directed. You must meet any required minimum investment amounts in both Funds prior to using this option.

You are eligible to earn distributions beginning on the business day after the Fund's transfer agent or an authorized intermediary receives your purchase request in good order.

# Other Information

---

## Taxes

The following discussion regarding federal income taxes is based on laws that were in effect as of the date of this Prospectus and summarizes only some of the important federal income tax considerations affecting the Fund and you as a shareholder. It does not apply to foreign or tax-exempt shareholders or those holding Fund shares through a tax-advantaged account, such as a 401(k) Plan or IRA. This discussion is not intended as a substitute for careful tax planning. You should consult your tax adviser about your specific tax situation. Please see the Statement of Additional Information for additional federal income tax information.

The Fund elected to be treated, and intends to qualify each year, as a regulated investment company ("RIC") under the Internal Revenue Code of 1986, as amended. A RIC is not subject to tax at the corporate level on income and gains from investments that are distributed in a timely manner to shareholders. However, the Fund's failure to qualify as a RIC would result in corporate level taxation, and consequently, a reduction in income available for distribution to you as a shareholder.

We will pass on to a Fund's shareholders substantially all of the Fund's net investment income and realized net capital gains, if any. Distributions from a Fund's ordinary income and net short-term capital gains, if any, generally will be taxable to you as ordinary income. Distributions from a Fund's net long-term capital gains, if any, generally will be taxable to you as long-term capital gains. If you are an individual and meet certain holding period requirements with respect to your Fund shares, you may be eligible for reduced tax rates on qualified dividend income, if any, distributed by the Fund.

Corporate shareholders may be able to deduct a portion of their distributions when determining their taxable income.

Individual taxpayers are subject to a maximum tax rate of 37% on ordinary income and a maximum tax rate on long-term capital gains and qualified dividends of 20%. For U.S. individuals with income exceeding \$200,000 (\$250,000 if married and filing jointly), a 3.8% Medicare contribution tax will apply on "net investment income," including interest, dividends, and capital gains. Corporations are subject to tax on all income and gains at a tax rate of 21%. However, a RIC is not subject to tax at the corporate level on income and gains from investments that are distributed in a timely manner to shareholders.

Distributions from a Fund normally will be taxable to you when paid, whether you take distributions in cash or automatically reinvest them in additional Fund shares. Following the end of each year, we will notify you of the federal income tax status of your distributions for the year.

If you buy shares of a Fund shortly before it makes a taxable distribution, your distribution will, in effect, be a taxable return of part of your investment. Similarly, if you buy shares of a Fund when it holds appreciated securities, you will receive a taxable return of part of your investment if and when the Fund sells the appreciated securities and distributes the gain. The Fund has built up, or has the potential to build up, high levels of unrealized appreciation.

Your redemptions (including redemptions in-kind) and exchanges of Fund shares ordinarily will result in a taxable capital gain or loss, depending on the amount you receive for your shares (or are deemed to receive in the case of exchanges) and the amount you paid (or are deemed to have paid) for them. Such capital gain or loss generally will be long-term capital gain or loss if you have held your redeemed or exchanged Fund shares for more than one year at the time of redemption or exchange. In certain circumstances, losses realized on the redemption or exchange of Fund shares may be disallowed.

When you receive a distribution from a Fund or redeem shares, you may be subject to backup withholding.

# Financial Highlights

The following tables are intended to help you understand a Fund's financial performance for the past five years (or since inception, if shorter). Certain information reflects financial results for a single Fund share. Total returns represent the rate you would have earned (or lost) on an investment in each Fund (assuming reinvestment of all distributions). The information in the following tables has been derived from the Funds' financial statements which have been audited by KPMG LLP, the Fund's independent registered public accounting firm, whose report, along with each Fund's financial statements, is also included in each Fund's annual report, a copy of which is available upon request.

## Adjustable Rate Government Fund

For a share outstanding throughout each period

Institutional Class	Year ended August 31				
	2023	2022	2021	2020	2019
<b>Net asset value, beginning of period</b>	\$ 8.82	\$ 8.96	\$ 8.92	\$ 8.98	\$ 8.93
Net investment income	0.25 <sup>1</sup>	0.05 <sup>1</sup>	0.07 <sup>1</sup>	0.19 <sup>1</sup>	0.22
Net realized and unrealized gains (losses) on investments	0.02	(0.10)	0.04	(0.06)	0.04
Total from investment operations	0.27	(0.05)	0.11	0.13	0.26
<b>Distributions to shareholders from</b>					
Net investment income	(0.26)	(0.05)	(0.07)	(0.19)	(0.21)
Net realized gains	(0.14)	(0.04)	0.00	(0.00) <sup>2</sup>	0.00
Total distributions to shareholders	(0.40)	(0.09)	(0.07)	(0.19)	(0.21)
<b>Net asset value, end of period</b>	\$ 8.69	\$ 8.82	\$ 8.96	\$ 8.92	\$ 8.98
<b>Total return</b>	3.24%	(0.53)%	1.27%	1.54%	2.93%
<b>Ratios to average net assets (annualized)</b>					
Gross expenses	0.53%	0.49%	0.49%	0.54%	0.54%
Net expenses	0.46%	0.46%	0.46%	0.46%	0.46%
Net investment income	2.88%	0.59%	0.74%	2.12%	2.27%
<b>Supplemental data</b>					
Portfolio turnover rate	12%	36%	53%	9%	5%
Net assets, end of period (000s omitted)	\$ 208,999	\$ 353,549	\$ 444,150	\$ 288,045	\$ 158,147

1 Calculated based upon average shares outstanding

2 Amount is less than \$0.005.

# Conservative Income Fund

For a share outstanding throughout each period

Institutional Class	Year ended August 31				
	2023	2022	2021	2020	2019
<b>Net asset value, beginning of period</b>	\$ 9.87	\$ 10.02	\$ 10.05	\$ 10.00	\$ 9.99
Net investment income	0.40	0.09	0.06	0.17	0.26
Net realized and unrealized gains (losses) on investments	0.00 <sup>1</sup>	(0.16)	(0.02)	0.06	0.01
Total from investment operations	0.40	(0.07)	0.04	0.23	0.27
<b>Distributions to shareholders from</b>					
Net investment income	(0.40)	(0.08)	(0.07)	(0.18)	(0.26)
Tax basis return of capital	0.00	0.00	(0.00) <sup>1</sup>	0.00	0.00
Total distributions to shareholders	(0.40)	(0.08)	(0.07)	(0.18)	(0.26)
<b>Net asset value, end of period</b>	\$ 9.87	\$ 9.87	\$ 10.02	\$ 10.05	\$ 10.00
<b>Total return</b>	4.10%	(0.69)%	0.35%	2.30%	2.71%
<b>Ratios to average net assets (annualized)</b>					
Gross expenses	0.41%	0.39%	0.37%	0.38%	0.37%
Net expenses	0.25%	0.25%	0.26%	0.27%	0.27%
Net investment income	3.89%	0.81%	0.61%	1.74%	2.54%
<b>Supplemental data</b>					
Portfolio turnover rate	105%	112%	111%	102%	171%
Net assets, end of period (000s omitted)	\$ 190,987	\$ 287,805	\$ 371,584	\$ 384,253	\$ 332,551

<sup>1</sup> Amount is less than \$0.005.

# Core Plus Bond Fund

For a share outstanding throughout each period

Institutional Class	Year ended August 31				
	2023	2022	2021	2020	2019
<b>Net asset value, beginning of period</b>	\$ 11.58	\$ 13.53	\$ 13.79	\$ 13.11	\$ 12.28
Net investment income	0.47 <sup>1</sup>	0.29	0.29	0.38	0.39
Net realized and unrealized gains (losses) on investments	(0.51)	(1.87)	0.14	0.77	0.83
Total from investment operations	(0.04)	(1.58)	0.43	1.15	1.22
<b>Distributions to shareholders from</b>					
Net investment income	(0.46)	(0.26)	(0.31)	(0.40)	(0.39)
Net realized gains	0.00	(0.11)	(0.38)	(0.07)	0.00
Total distributions to shareholders	(0.46)	(0.37)	(0.69)	(0.47)	(0.39)
<b>Net asset value, end of period</b>	\$ 11.08	\$ 11.58	\$ 13.53	\$ 13.79	\$ 13.11
<b>Total return</b>	(0.32)%	(11.92)%	3.24%	9.05%	10.17%
<b>Ratios to average net assets (annualized)</b>					
Gross expenses	0.51%	0.52%	0.52%	0.55%	0.58%
Net expenses	0.35%	0.37%	0.40%	0.40%	0.40%
Net investment income	4.21%	2.40%	2.19%	2.92%	3.29%
<b>Supplemental data</b>					
Portfolio turnover rate	254%	288%	194%	130%	89%
Net assets, end of period (000s omitted)	\$ 3,658,011	\$ 1,965,302	\$ 1,774,619	\$ 836,162	\$ 524,743

<sup>1</sup> Calculated based upon average shares outstanding

# Government Securities Fund

For a share outstanding throughout each period

Institutional Class	Year ended August 31				
	2023	2022	2021	2020	2019
<b>Net asset value, beginning of period</b>	\$ 10.10	\$ 11.48	\$ 11.66	\$ 11.31	\$ 10.65
Net investment income	0.28 <sup>1</sup>	0.17	0.16 <sup>1</sup>	0.21 <sup>1</sup>	0.27 <sup>1</sup>
Net realized and unrealized gains (losses) on investments	(0.55)	(1.38)	(0.17)	0.38	0.68
Total from investment operations	(0.27)	(1.21)	(0.01)	0.59	0.95
<b>Distributions to shareholders from</b>					
Net investment income	(0.27)	(0.17)	(0.15)	(0.23)	(0.29)
Tax basis return of capital	0.00	0.00	(0.02)	(0.01)	0.00
Total distributions to shareholders	(0.27)	(0.17)	(0.17)	(0.24)	(0.29)
<b>Net asset value, end of period</b>	\$ 9.56	\$ 10.10	\$ 11.48	\$ 11.66	\$ 11.31
<b>Total return</b>	(2.69)%	(10.63)%	(0.05)%	5.31%	9.05%
<b>Ratios to average net assets (annualized)</b>					
Gross expenses	0.58%	0.56%	0.56%	0.58%	0.58%
Net expenses	0.48%	0.48%	0.48%	0.48%	0.48%
Net investment income	2.83%	1.66%	1.36%	1.87%	2.56%
<b>Supplemental data</b>					
Portfolio turnover rate	152%	309%	221%	111%	178%
Net assets, end of period (000s omitted)	\$ 316,449	\$ 255,952	\$ 306,431	\$ 329,083	\$ 210,424

1 Calculated based upon average shares outstanding

# High Yield Bond Fund

For a share outstanding throughout each period

Institutional Class	Year ended August 31				
	2023	2022	2021	2020	2019
<b>Net asset value, beginning of period</b>	\$ 2.92	\$ 3.46	\$ 3.34	\$ 3.29	\$ 3.28
Net investment income	0.19 <sup>1</sup>	0.14	0.12	0.14	0.15
Net realized and unrealized gains (losses) on investments	0.02	(0.54)	0.13	0.05	0.01
Total from investment operations	0.21	(0.40)	0.25	0.19	0.16
<b>Distributions to shareholders from</b>					
Net investment income	(0.19)	(0.14)	(0.13)	(0.14)	(0.15)
<b>Net asset value, end of period</b>	\$ 2.94	\$ 2.92	\$ 3.46	\$ 3.34	\$ 3.29
<b>Total return</b>	7.59%	(11.68)%	7.48%	6.04%	5.20%
<b>Ratios to average net assets (annualized)</b>					
Gross expenses	0.70%	0.68%	0.69%	0.71%	0.71%
Net expenses	0.53%	0.53%	0.53%	0.53%	0.53%
Net investment income	6.53%	4.50%	3.66%	4.39%	4.75%
<b>Supplemental data</b>					
Portfolio turnover rate	53%	138%	49%	34%	26%
Net assets, end of period (000s omitted)	\$ 100,281	\$ 98,975	\$ 120,658	\$ 73,568	\$ 75,877

1 Calculated based upon average shares outstanding

# Short Duration Government Bond Fund

For a share outstanding throughout each period

Institutional Class	Year ended August 31				
	2023	2022	2021	2020	2019
<b>Net asset value, beginning of period</b>	\$ 9.06	\$ 9.72	\$ 9.87	\$ 9.75	\$ 9.62
Net investment income	0.25 <sup>1</sup>	0.07 <sup>1</sup>	0.04 <sup>1</sup>	0.17	0.25
Net realized and unrealized gains (losses) on investments	(0.23)	(0.57)	(0.06)	0.19	0.16
Total from investment operations	0.02	(0.50)	(0.02)	0.36	0.41
<b>Distributions to shareholders from</b>					
Net investment income	(0.29)	(0.16)	(0.13)	(0.24)	(0.28)
<b>Net asset value, end of period</b>	\$ 8.79	\$ 9.06	\$ 9.72	\$ 9.87	\$ 9.75
<b>Total return</b>	0.27%	(5.20)%	(0.19)%	3.78%	4.29%
<b>Ratios to average net assets (annualized)</b>					
Gross expenses	0.49%	0.46%	0.46%	0.48%	0.48%
Net expenses	0.42%	0.42%	0.42%	0.42%	0.42%
Net investment income	2.81%	0.79%	0.37%	1.72%	2.57%
<b>Supplemental data</b>					
Portfolio turnover rate	350%	367%	294%	395%	635%
Net assets, end of period (000s omitted)	\$ 137,415	\$ 334,060	\$ 570,276	\$ 451,715	\$ 445,211

1 Calculated based upon average shares outstanding

# Short-Term Bond Plus Fund

For a share outstanding throughout each period

Institutional Class	Year ended August 31				
	2023	2022	2021	2020	2019
<b>Net asset value, beginning of period</b>	\$ 8.41	\$ 9.03	\$ 9.09	\$ 8.84	\$ 8.65
Net investment income	0.29	0.13	0.15	0.21	0.23
Net realized and unrealized gains (losses) on investments	(0.09)	(0.55)	0.04	0.24	0.19
Total from investment operations	0.20	(0.42)	0.19	0.45	0.42
<b>Distributions to shareholders from</b>					
Net investment income	(0.28)	(0.13)	(0.15)	(0.20)	(0.23)
Net realized gains	0.00	(0.07)	(0.10)	0.00	0.00
Total distributions to shareholders	(0.28)	(0.20)	(0.25)	(0.20)	(0.23)
<b>Net asset value, end of period</b>	\$ 8.33	\$ 8.41	\$ 9.03	\$ 9.09	\$ 8.84
<b>Total return</b>	2.45%	(4.69)%	2.13%	5.23%	4.88%
<b>Ratios to average net assets (annualized)</b>					
Gross expenses	0.48%	0.48%	0.48%	0.49%	0.49%
Net expenses	0.39%	0.45%	0.45%	0.45%	0.45%
Net investment income	3.43%	1.57%	1.69%	2.37%	2.60%
<b>Supplemental data</b>					
Portfolio turnover rate	79%	65%	65%	88%	43%
Net assets, end of period (000s omitted)	\$ 431,890	\$ 446,610	\$ 406,333	\$ 251,480	\$ 226,517

# Short-Term High Income Fund

For a share outstanding throughout each period

Institutional Class	Year ended August 31				
	2023	2022	2021	2020	2019
<b>Net asset value, beginning of period</b>	\$ 7.71	\$ 8.24	\$ 8.08	\$ 8.05	\$ 7.98
Net investment income	0.41	0.32	0.31 <sup>1</sup>	0.29	0.28
Net realized and unrealized gains (losses) on investments	0.09	(0.52)	0.17	0.03	0.08
Total from investment operations	0.50	(0.20)	0.48	0.32	0.36
<b>Distributions to shareholders from</b>					
Net investment income	(0.42)	(0.33)	(0.32)	(0.29)	(0.29)
<b>Net asset value, end of period</b>	\$ 7.79	\$ 7.71	\$ 8.24	\$ 8.08	\$ 8.05
<b>Total return</b>	6.66%	(2.44)%	6.06%	4.06%	4.59%
<b>Ratios to average net assets (annualized)</b>					
Gross expenses	0.57%	0.59%	0.60%	0.61%	0.61%
Net expenses	0.50%	0.50%	0.50%	0.50%	0.50%
Net investment income	5.42%	3.99%	3.78%	3.47%	3.49%
<b>Supplemental data</b>					
Portfolio turnover rate	27%	43%	63%	78%	44%
Net assets, end of period (000s omitted)	\$ 1,510,599	\$ 984,201	\$ 823,568	\$ 554,044	\$ 701,157

1 Calculated based upon average shares outstanding

# Ultra Short-Term Income Fund

For a share outstanding throughout each period

Institutional Class	Year ended August 31				
	2023	2022	2021	2020	2019
<b>Net asset value, beginning of period</b>	\$ 8.40	\$ 8.60	\$ 8.59	\$ 8.54	\$ 8.46
Net investment income	0.24	0.09	0.09	0.19	0.20
Net realized and unrealized gains (losses) on investments	0.15	(0.20)	0.02	0.05	0.08
Total from investment operations	0.39	(0.11)	0.11	0.24	0.28
<b>Distributions to shareholders from</b>					
Net investment income	(0.24)	(0.09)	(0.10)	(0.19)	(0.20)
<b>Net asset value, end of period</b>	\$ 8.55	\$ 8.40	\$ 8.60	\$ 8.59	\$ 8.54
<b>Total return</b>	4.76%	(1.28)%	1.23%	2.83%	3.40%
<b>Ratios to average net assets (annualized)</b>					
Gross expenses	0.35%	0.32%	0.33%	0.44%	0.47%
Net expenses	0.25%	0.25%	0.25%	0.32%	0.35%
Net investment income	2.83%	1.01%	1.03%	2.25%	2.41%
<b>Supplemental data</b>					
Portfolio turnover rate	25%	77%	106%	68%	36%
Net assets, end of period (000s omitted)	\$ 1,189,143	\$ 1,857,572	\$ 2,706,735	\$ 1,004,777	\$ 836,456





## FOR MORE INFORMATION

More information on a Fund is available free upon request, including the following documents:

### **Statement of Additional Information (“SAI”)**

Supplements the disclosures made by this Prospectus. The SAI, which has been filed with the SEC, is incorporated by reference into this Prospectus and therefore is legally part of this Prospectus.

### **Annual/Semi-Annual Reports**

Provide financial and other important information, including a discussion of the market conditions and investment strategies that significantly affected Fund performance over the reporting period. To obtain copies of the above documents or for more information about Allspring Funds, contact us:

By telephone:

Individual Investors: 1-800-222-8222

Retail Investment Professionals: 1-888-877-9275

Institutional Investment Professionals: 1-800-260-5969

By mail:

Allspring Funds

P.O. Box 219967

Kansas City, MO 64121-9967

Online:

[allspringglobal.com](http://allspringglobal.com)

From the SEC:

Visit the SEC’s Public Reference Room in Washington, DC (phone 1-202-551-8090 for operational information for the SEC’s Public Reference Room) or the SEC’s website at [sec.gov](http://sec.gov).

To obtain information for a fee, write or email:

SEC’s Public Reference Section

100 “F” Street, NE

Washington, DC 20549-0102

[publicinfo@sec.gov](mailto:publicinfo@sec.gov)

The Allspring Funds are distributed by

Allspring Funds Distributor, LLC, a member of FINRA.



## Go paperless!

Receive your fund communications electronically at [allspringglobal.com/edocs](http://allspringglobal.com/edocs).