

Multi-Asset Funds

Fund	Class A	Class C
Allspring Spectrum Aggressive Growth Fund	WEAFX	WEACX
Allspring Spectrum Conservative Growth Fund	WMBGX	WMBFX
Allspring Spectrum Growth Fund	WGAFX	WGCFX
Allspring Spectrum Income Allocation Fund	WCAFX	WCCFX
Allspring Spectrum Moderate Growth Fund	WGBAX	WGBFX

Table of Contents

Fund Summaries

Spectrum Aggressive Growth Fund Summary	2
Spectrum Conservative Growth Fund Summary	7
Spectrum Growth Fund Summary	13
Spectrum Income Allocation Fund Summary	19
Spectrum Moderate Growth Fund Summary	25

Details About the Funds

Spectrum Aggressive Growth Fund	31
Spectrum Conservative Growth Fund	33
Spectrum Growth Fund	35
Spectrum Income Allocation Fund	37
Spectrum Moderate Growth Fund	39
The Underlying Funds.....	41
Description of Principal Investment Risks	41
Portfolio Holdings Information.....	44
Pricing of Fund Shares.....	44

Management of the Funds

The Manager	45
The Sub-Adviser and Portfolio Managers	46
Multi-Manager Arrangement.....	46

Account Information

Share Class Eligibility	47
Share Class Features	47
Reductions and Waivers of Sales Charges	48
Compensation to Financial Professional and Intermediaries	51
Buying and Selling Fund Shares	52
Exchanging Fund Shares	54
Frequent Purchases and Redemptions of Fund Shares	54
Account Policies.....	56
Distributions.....	57

Other Information

Taxes	58
Financial Highlights	59

Table of Contents

Appendix A - Sales Charge Reductions and Waivers for Certain Intermediaries	
Merrill Lynch.....	69
Ameriprise Financial.....	70
Morgan Stanley.....	71
Raymond James.....	71
Janney Montgomery Scott LLC.....	72
Edward Jones.....	73
Robert W. Baird & Co.	74
Oppenheimer & Co. Inc.	75
J.P. Morgan.....	77

Spectrum Aggressive Growth Fund Summary

Investment Objective

The Fund seeks long-term capital appreciation with no emphasis on income.

Fees and Expenses

These tables are intended to help you understand the various costs and expenses you will pay if you buy, hold and sell shares of the Fund. You may qualify for sales charge discounts if you and your family invest, or agree to invest in the future, at least \$50,000 in the aggregate in specified classes of certain Allspring Funds. More information about these and other discounts is available from your financial professional and in "Share Class Features" and "Reductions and Waivers of Sales Charges" on pages 47 and 48 of the Prospectus and "Additional Purchase and Redemption Information" on page 86 of the Statement of Additional Information. Investors who purchase through certain intermediaries may be subject to different sales charge discounts than those outlined shares in these sections. Please see Appendix A on page 69 for further information.

Shareholder Fees (fees paid directly from your investment)

	Class A	Class C
Maximum sales charge (load) imposed on purchases (as a percentage of offering price)	5.75%	None
Maximum deferred sales charge (load) (as a percentage of offering price)	None ¹	1.00%

1. Investments of \$1 million or more are not subject to a front-end sales charge but generally will be subject to a deferred sales charge of 1.00% if redeemed within 18 months from the date of purchase.

Annual Fund Operating Expenses (expenses that you pay each year as a percentage of the value of your investment)¹

	Class A	Class C
Management Fees	0.25%	0.25%
Distribution (12b-1) Fees	0.00%	0.75%
Other Expenses	0.50%	0.50%
Acquired Fund Fees and Expenses	0.26%	0.26%
Total Annual Fund Operating Expenses²	1.01%	1.76%
Fee Waivers	(0.01)%	(0.01)%
Total Annual Fund Operating Expenses After Fee Waivers^{2,3}	1.00%	1.75%

- Expenses have been adjusted as necessary from amounts incurred during the Fund's most recent fiscal year to reflect current fees and expenses.
- The expense ratio shown does not correlate to the corresponding expense ratio shown in the Financial Highlights, which reflects only the operating expenses of the Fund and does not include any acquired fund fees and expenses.
- The Manager has contractually committed through August 31, 2025, to waive fees and/or reimburse expenses to the extent necessary to cap the expenses of each class after fee waivers at 0.74% for Class A, and 1.49% for Class C. Brokerage commissions, stamp duty fees, interest, taxes, acquired fund fees and expenses (if any), net expenses from affiliated master portfolios, and extraordinary expenses are excluded from the expense cap. Prior to or after the commitment expiration date, the cap may be increased or the commitment to maintain the cap may be terminated only with the approval of the Board of Trustees.

Example of Expenses

The example below is intended to help you compare the costs of investing in the Fund with the costs of investing in other funds. The example assumes a \$10,000 initial investment, 5% annual total return, and that fees and expenses remain the same as in the tables above. To the extent that the Manager is waiving fees or reimbursing expenses, the example assumes that such waiver or reimbursement will only be in place through the date noted above. Although your actual costs may be higher or lower, based on these assumptions, your costs would be:

After:	Assuming Redemption at End of Period		Assuming No Redemption
	Class A	Class C	Class C
1 Year	\$671	\$278	\$178
3 Years	\$877	\$553	\$553
5 Years	\$1,100	\$953	\$953
10 Years	\$1,739	\$2,072	\$2,072

Portfolio Turnover

The Fund pays transaction costs, such as commissions, when it buys and sells securities (or “turns over” its portfolio). A higher portfolio turnover rate may indicate higher transaction costs and may result in higher taxes when Fund shares are held in a taxable account. These costs, which are not reflected in annual fund operating expenses or in the example, affect the Fund’s performance. During the most recent fiscal year, the Fund’s portfolio turnover rate was 62%¹ of the average value of its portfolio.

1. The Fund changed its fiscal year-end from May 31 to April 30. The information shown for the Fund is for this shortened period.

Principal Investment Strategies

The Fund is a fund-of-funds that invests in various affiliated and unaffiliated mutual funds and exchange-traded funds (“Underlying Funds”) to pursue its investment objective. We seek to achieve the Fund’s investment objective by investing at least 80% of the Fund’s net assets in equity securities (through investment in Underlying Funds). The Fund is a diversified equity investment that consists of Underlying Funds that employ different and complementary investment styles to provide potential for growth. These equity styles include large company, small company, and international. The Fund will invest at least 50% and up to 70% of its assets in U.S. large company stock funds, at least 20% and up to 40% of its assets in international stock funds and up to 20% of its assets in U.S. small company stock funds. Additionally, we may invest up to 20% of the Fund’s net assets in bond or alternative-style asset classes (through investment in Underlying Funds).

The Fund’s “neutral” target allocation is as follows:

- 60% of the Fund’s total assets in U.S. large company stock funds;
- 30% of the Fund’s total assets in international stock funds; and
- 10% of the Fund’s total assets in U.S. small company stock funds.

We may adjust the Fund’s target allocation throughout the year.

Depending on market conditions, some equity asset classes will perform better than others. The Fund’s broad diversification across equity styles and the use of tactical allocation between equity styles may help to reduce the overall impact of poor performance in any one equity asset class.

We employ both quantitative analysis and qualitative judgments in making tactical allocations among various Underlying Funds. Quantitative analysis involves the use of proprietary asset allocation models, which employ various valuation techniques. Qualitative judgments are made based on assessments of a number of factors, including economic conditions, corporate earnings, monetary policy, market valuations, investor sentiment, and market technicals. Changes to effective allocations in the Fund may be implemented with index futures contracts or by buying and selling Underlying Funds, or both.

The Fund incorporates a derivatives overlay strategy that contains three specific risk management components: 1.) Tactical Asset Allocation (TAA) Overlay, 2.) Volatility Management Overlay (VMO), and 3.) Tail Risk Management (TRM). Together these strategies will allow the Fund to attempt to manage short-term volatility, mitigate risk and/or improve returns under certain market conditions. To execute this overlay strategy, the Fund invests in long and/or short positions in exchange-traded futures contracts across a variety of asset classes, which include, but are not limited to, stocks, bonds, and currencies.

Principal Investment Risks

An investment in the Fund may lose money, is not a deposit of a bank or its affiliates, is not insured or guaranteed by the Federal Deposit Insurance Corporation or any other governmental agency, and is primarily subject to the risks briefly summarized below.

Market Risk. The values of, and/or the income generated by, securities held by the Fund may decline due to general market conditions or other factors, including those directly involving the issuers of such securities. Securities markets are volatile and may decline significantly in response to adverse issuer, regulatory, political, or economic developments. Different sectors of the market and different security types may react differently to such developments.

Equity Securities Risk. The values of equity securities may experience periods of substantial price volatility and may decline significantly over short time periods. In general, the values of equity securities are more volatile than those of debt securities. Equity securities fluctuate in value and price in response to factors specific to the issuer of the security, such as management performance, financial condition, and market demand for the issuer's products or services, as well as factors unrelated to the fundamental condition of the issuer, including general market, economic and political conditions. Different parts of a market, industry and sector may react differently to adverse issuer, market, regulatory, political, and economic developments.

Underlying Funds Risk. The risks associated with a Fund include the risks related to each Underlying Fund in which the Fund invests.

Alternative Investment Risk. Alternative investment strategies, which may include, but are not limited to, investing in non-traditional investments such as commodities, or following risk premia, managed futures, merger arbitrage, global multi-asset, long-short, market neutral, systematic or other tactical investment strategies, may involve complex securities types or transactions and extensive short positions and/or focus on narrow segments of the market, which may increase and/or magnify the overall risks and volatility associated with the strategies.

Derivatives Risk. The use of derivatives, such as futures, options and swap agreements, can lead to losses, including those magnified by leverage, particularly when derivatives are used to enhance return rather than mitigate risk. Certain derivative instruments may be difficult to sell when the portfolio manager believes it would be appropriate to do so, or the other party to a derivative contract may be unwilling or unable to fulfill its contractual obligations.

Emerging Markets Risk. Emerging market securities typically present even greater exposure to the risks described under "Foreign Investment Risk" and may be particularly sensitive to global economic conditions. Emerging market securities are also typically less liquid than securities of developed countries and could be difficult to sell, particularly during a market downturn.

Foreign Investment Risk. Foreign investments may be subject to lower liquidity, greater price volatility and risks related to adverse political, regulatory, market or economic developments. Foreign investments may involve exposure to changes in foreign currency exchange rates and may be subject to higher withholding and other taxes.

Futures Contracts Risk. A Fund that uses futures contracts, which are a type of derivative, is subject to the risk of loss caused by unanticipated market movements. In addition, there may at times be an imperfect correlation between the movement in the prices of futures contracts and the value of their underlying instruments or indexes, and there may at times not be a liquid secondary market for certain futures contracts.

Growth/Value Investing Risk. Securities that exhibit growth or value characteristics tend to perform differently and shift into and out of favor with investors depending on changes in market and economic sentiment and conditions.

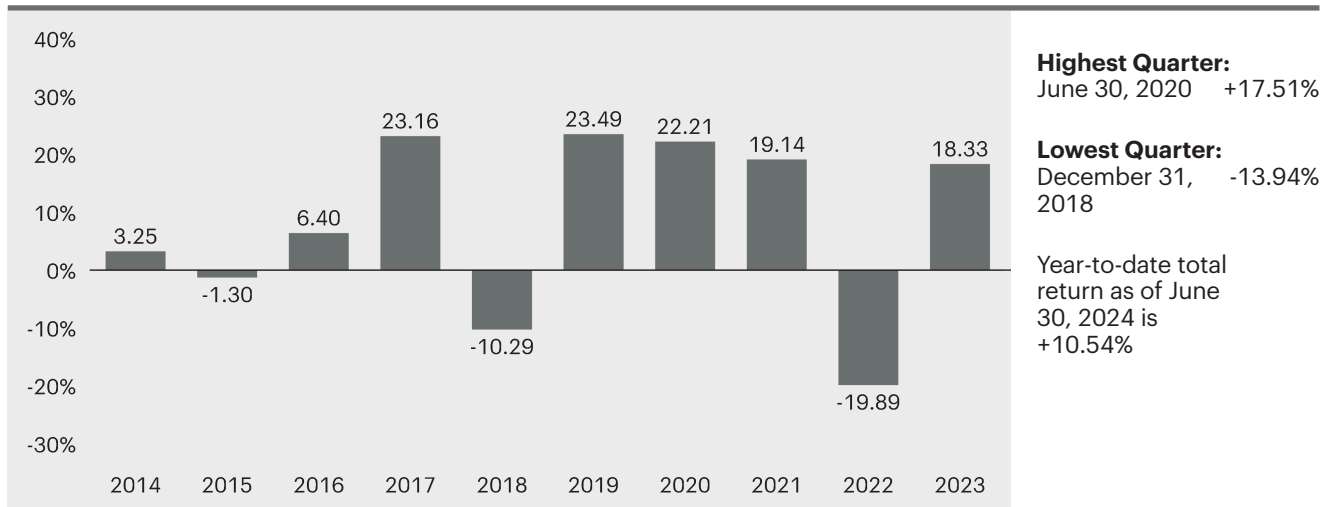
Management Risk. Investment decisions, techniques, analyses or models implemented by a Fund's manager or sub-adviser in seeking to achieve the Fund's investment objective may not produce expected returns, may cause the Fund's shares to lose value or may cause the Fund to underperform other funds with similar investment objectives.

Smaller Company Securities Risk. Securities of companies with smaller market capitalizations tend to be more volatile and less liquid than those of larger companies.

Performance

The following information provides some indication of the risks of investing in the Fund by showing changes in the Fund's performance from year to year. The Fund's average annual total returns are compared to the performance of one or more indices. The Fund's Regulatory Benchmark is a broad-based index that represents the overall securities markets relative to the Fund's asset category while the Fund's Strategy Benchmark is most closely aligned with the Fund's investment universe based on its investment strategy. Past performance before and after taxes is no guarantee of future results. Current month-end performance is available on the Fund's website at www.allspringglobal.com.

Calendar Year Total Returns for Class C as of 12/31 each year² (Returns do not reflect sales charges and would be lower if they did)



Average Annual Total Returns for the periods ended 12/31/2023 (returns reflect applicable sales charges)^{1,2}

	Inception Date of Share Class	1 Year	5 Year	10 Year
Class A (before taxes)	2/10/2017	12.36%	10.77%	7.31%
Class C (before taxes)	10/1/1997	17.33%	11.26%	7.56%
Spectrum Aggressive Growth Blended Index (Strategy Benchmark) (reflects no deduction for fees, expenses, or taxes) ³		22.81%	12.75%	9.20%
Russell 3000® Index (Regulatory Benchmark) (reflects no deduction for fees, expenses, or taxes)		25.96%	15.16%	11.48%

1. Historical performance for the Class A shares prior to their inception reflects the performance of the Class C shares and includes the higher expenses applicable to the Class C shares. If these expenses had not been included, returns for the Class A shares would be higher.
2. Prior to February 13, 2017, historical performance shown for the Class C shares reflects the performance of the Fund's predecessor WealthBuilder Portfolio share class and does not reflect the front-end sales load previously attributable to the predecessor class. The expenses for Class C shares and the predecessor share class are similar.
3. Source: Allspring Funds Management, LLC. The Spectrum Aggressive Growth Blended Index is composed 70% of the Russell 3000® Index and 30% of the MSCI ACWI ex USA Index (Net). Effective November 2, 2020, the WealthBuilder Equity Blended Index was renamed the Spectrum Aggressive Growth Blended Index. You cannot invest directly in an index.

After-tax returns are calculated using the historical highest individual federal marginal income tax rates and do not reflect the impact of state, local or foreign taxes. Actual after-tax returns depend on an investor's tax situation and may differ from those shown, and after-tax returns shown are not relevant to tax-exempt investors or investors who hold their Fund shares through tax-deferred arrangements, such as 401(k) Plans or Individual Retirement Accounts. After-tax returns are shown for only one class of shares. After-tax returns for any other class will vary.

Fund Management

Manager	Sub-Adviser	Portfolio Manager, Title/Managed Since
Allspring Funds Management, LLC	Allspring Global Investments, LLC	Petros N. Bocray, CFA, FRM , Portfolio Manager / 2022 Travis L. Keshemberg, CFA, CIPM, FRM , Portfolio Manager / 2018 David Kowalske, Jr. , Portfolio Manager / 2024

Purchase and Sale of Fund Shares

In general, you can buy or sell shares of the Fund online or by mail, phone or wire on any day the New York Stock Exchange is open for regular trading. You also may buy and sell shares through a financial professional.

Minimum Investments	To Buy or Sell Shares
Minimum Initial Investment Regular Accounts: \$1,000 IRAs, IRA Rollovers, Roth IRAs: \$250 UGMA/UTMA Accounts: \$50 Employer Sponsored Retirement Plans: No Minimum	Mail: Allspring Funds P.O. Box 219967 Kansas City, MO 64121-9967 Online: allspringglobal.com Phone or Wire: 1-800-222-8222 Contact your financial professional.
Minimum Additional Investment Regular Accounts, IRAs, IRA Rollovers, Roth IRAs: \$100 UGMA/UTMA Accounts: \$50 Employer Sponsored Retirement Plans: No Minimum	

Tax Information

Any distributions you receive from the Fund may be taxable as ordinary income or capital gains, except when your investment is in an IRA, 401(k) or other tax-advantaged investment plan. However, subsequent withdrawals from such a tax-advantaged investment plan may be subject to federal income tax. You should consult your tax adviser about your specific tax situation.

Payments to Intermediaries

If you purchase a Fund through an intermediary, the Fund and its related companies may pay the intermediary for the sale of Fund shares and related services. These payments may create a conflict of interest by influencing the intermediary and your financial professional to recommend the Fund over another investment. Consult your financial professional or visit your intermediary's website for more information.

Spectrum Conservative Growth Fund Summary

Investment Objective

The Fund seeks a combination of current income and capital appreciation.

Fees and Expenses

These tables are intended to help you understand the various costs and expenses you will pay if you buy, hold and sell shares of the Fund. You may qualify for sales charge discounts if you and your family invest, or agree to invest in the future, at least \$50,000 in the aggregate in specified classes of certain Allspring Funds. More information about these and other discounts is available from your financial professional and in "Share Class Features" and "Reductions and Waivers of Sales Charges" on pages 47 and 48 of the Prospectus and "Additional Purchase and Redemption Information" on page 86 of the Statement of Additional Information. Investors who purchase through certain intermediaries may be subject to different sales charge discounts than those outlined shares in these sections. Please see Appendix A on page 69 for further information.

Shareholder Fees (fees paid directly from your investment)

	Class A	Class C
Maximum sales charge (load) imposed on purchases (as a percentage of offering price)	5.75%	None
Maximum deferred sales charge (load) (as a percentage of offering price)	None ¹	1.00%

1. Investments of \$1 million or more are not subject to a front-end sales charge but generally will be subject to a deferred sales charge of 1.00% if redeemed within 18 months from the date of purchase.

Annual Fund Operating Expenses (expenses that you pay each year as a percentage of the value of your investment)

	Class A	Class C
Management Fees	0.25%	0.25%
Distribution (12b-1) Fees	0.00%	0.75%
Other Expenses	0.53%	0.53%
Acquired Fund Fees and Expenses	0.32%	0.32%
Total Annual Fund Operating Expenses¹	1.10%	1.85%
Fee Waivers	(0.04)%	(0.04)%
Total Annual Fund Operating Expenses After Fee Waivers^{1,2}	1.06%	1.81%

1. The expense ratio shown does not correlate to the corresponding expense ratio shown in the Financial Highlights, which reflects only the operating expenses of the Fund and does not include any acquired fund fees and expenses.
2. The Manager has contractually committed through August 31, 2025, to waive fees and/or reimburse expenses to the extent necessary to cap the expenses of each class after fee waivers at 0.74% for Class A, and 1.49% for Class C. Brokerage commissions, stamp duty fees, interest, taxes, acquired fund fees and expenses (if any), net expenses from affiliated master portfolios, and extraordinary expenses are excluded from the expense cap. Prior to or after the commitment expiration date, the cap may be increased or the commitment to maintain the cap may be terminated only with the approval of the Board of Trustees.

Example of Expenses

The example below is intended to help you compare the costs of investing in the Fund with the costs of investing in other funds. The example assumes a \$10,000 initial investment, 5% annual total return, and that fees and expenses remain the same as in the tables above. To the extent that the Manager is waiving fees or reimbursing expenses, the example assumes that such waiver or reimbursement will only be in place through the date noted above. Although your actual costs may be higher or lower, based on these assumptions, your costs would be:

After:	Assuming Redemption at End of Period		Assuming No Redemption
	Class A	Class C	Class C
1 Year	\$677	\$284	\$184
3 Years	\$901	\$578	\$578
5 Years	\$1,143	\$997	\$997
10 Years	\$1,835	\$2,166	\$2,166

Portfolio Turnover

The Fund pays transaction costs, such as commissions, when it buys and sells securities (or “turns over” its portfolio). A higher portfolio turnover rate may indicate higher transaction costs and may result in higher taxes when Fund shares are held in a taxable account. These costs, which are not reflected in annual fund operating expenses or in the example, affect the Fund’s performance. During the most recent fiscal year, the Fund’s portfolio turnover rate was 96%¹ of the average value of its portfolio.

1. The Fund changed its fiscal year-end from May 31 to April 30. The information shown for the Fund is for this shortened period.

Principal Investment Strategies

The Fund is a fund-of-funds that invests in various affiliated and unaffiliated mutual funds and exchange-traded funds (“Underlying Funds”) to pursue its investment objective. We seek to achieve the Fund’s investment objective by allocating at least 20% and up to 40% of its assets to stock funds, at least 40% and up to 60% of its assets to bond funds, at least 5% and up to 25% of its assets to inflation sensitive funds and up to 15% of its assets to alternative investment funds. The Fund’s broad diversification helps to reduce the overall impact of any one asset class underperforming, but may also limit upside potential.

The Fund’s “neutral” target allocation is as follows:

- 28% of the Fund’s total assets in stock funds;
- 54% of the Fund’s total assets in bond funds;
- 14% of the Fund’s total assets in inflation sensitive funds; and
- 4% of the Fund’s total assets in alternative investment funds.

We may adjust the Fund’s target allocation throughout the year.

The Fund is a diversified portfolio of bond, stock, inflation sensitive and alternative investment strategy funds, with an emphasis on bonds. Bond holdings may be diversified across a wide range of bond fund styles that consist of short- to long-term income-producing securities, including U.S. Government obligations, corporate bonds, below investment-grade bonds, and foreign issues. Stock holdings may be diversified across a wide range of stock fund styles, including large company, small company and international. Inflation sensitive holdings are allocated across funds with investment strategies commonly used to protect against the effects of inflation, which may include, but are not limited to, investments in inflation protected bonds, commodities, natural resources, precious metals, or real estate. Alternative investment holdings are allocated across funds that use alternative investment strategies, which may include, but are not limited to, risk premia, managed futures, merger arbitrage, global multi-asset, long-short, market neutral, or other tactical investment strategies. An Underlying Fund that is considered an “inflation sensitive fund” or “alternative investment fund” may hold equity and/or fixed income securities as part of its underlying portfolio holdings. We consider the Underlying Fund’s overall strategy in determining whether it is a “stock fund,” “bond fund,” “inflation sensitive fund,” or “alternative investment fund” for purposes of making investments consistent with the Fund’s target allocations.

We employ both quantitative analysis and qualitative judgments in making tactical allocations among asset classes. Quantitative analysis involves the use of proprietary asset allocation models, which employ various valuation techniques. Qualitative judgments are made based on assessments of a number of factors, including economic conditions, corporate earnings, monetary policy, market valuations, investor sentiment, and market technicals. Changes to effective allocations in the Fund may be implemented with index futures contracts or by buying and selling Underlying Funds, or both.

The Fund incorporates a derivatives overlay strategy that contains three specific risk management components: 1.) Tactical Asset Allocation (TAA) Overlay, 2.) Volatility Management Overlay (VMO), and 3.) Tail Risk Management (TRM). Together these strategies will allow the Fund to attempt to manage short-term volatility, mitigate risk and/or improve returns under certain market conditions. To execute this overlay strategy, the Fund invests in long and/or short positions in exchange-traded futures contracts across a variety of asset classes, which include, but are not limited to, stocks, bonds, and currencies.

Principal Investment Risks

An investment in the Fund may lose money, is not a deposit of a bank or its affiliates, is not insured or guaranteed by the Federal Deposit Insurance Corporation or any other governmental agency, and is primarily subject to the risks briefly summarized below.

Market Risk. The values of, and/or the income generated by, securities held by the Fund may decline due to general market conditions or other factors, including those directly involving the issuers of such securities. Securities markets are volatile and may decline significantly in response to adverse issuer, regulatory, political, or economic developments. Different sectors of the market and different security types may react differently to such developments.

Debt Securities Risk. Debt securities are subject to credit risk and interest rate risk. Credit risk is the possibility that the issuer or guarantor of a debt security may be unable, or perceived to be unable or unwilling, to pay interest or repay principal when they become due. In these instances, the value of an investment could decline and the Fund could lose money. Credit risk increases as an issuer's credit quality or financial strength declines. Interest rate risk is the possibility that interest rates will change over time. When interest rates rise, the value of debt securities tends to fall. The longer the terms of the debt securities held by a Fund, the more the Fund is subject to this risk. If interest rates decline, interest that the Fund is able to earn on its investments in debt securities may also decline, which could cause the Fund to reduce the dividends it pays to shareholders, but the value of those securities may increase. Very low or negative interest rates may magnify interest rate risk.

Equity Securities Risk. The values of equity securities may experience periods of substantial price volatility and may decline significantly over short time periods. In general, the values of equity securities are more volatile than those of debt securities. Equity securities fluctuate in value and price in response to factors specific to the issuer of the security, such as management performance, financial condition, and market demand for the issuer's products or services, as well as factors unrelated to the fundamental condition of the issuer, including general market, economic and political conditions. Different parts of a market, industry and sector may react differently to adverse issuer, market, regulatory, political, and economic developments.

Underlying Funds Risk. The risks associated with a Fund include the risks related to each Underlying Fund in which the Fund invests.

Alternative Investment Risk. Alternative investment strategies, which may include, but are not limited to, investing in non-traditional investments such as commodities, or following risk premia, managed futures, merger arbitrage, global multi-asset, long-short, market neutral, systematic or other tactical investment strategies, may involve complex securities types or transactions and extensive short positions and/or focus on narrow segments of the market, which may increase and/or magnify the overall risks and volatility associated with the strategies.

Derivatives Risk. The use of derivatives, such as futures, options and swap agreements, can lead to losses, including those magnified by leverage, particularly when derivatives are used to enhance return rather than mitigate risk. Certain derivative instruments may be difficult to sell when the portfolio manager believes it would be appropriate to do so, or the other party to a derivative contract may be unwilling or unable to fulfill its contractual obligations.

Emerging Markets Risk. Emerging market securities typically present even greater exposure to the risks described under "Foreign Investment Risk" and may be particularly sensitive to global economic conditions. Emerging market securities are also typically less liquid than securities of developed countries and could be difficult to sell, particularly during a market downturn.

Foreign Currency Contracts Risk. A Fund that enters into forwards or other foreign currency contracts, which are a type of derivative, is subject to the risk that the portfolio manager may be incorrect in his or her judgment of future exchange rate changes.

Foreign Investment Risk. Foreign investments may be subject to lower liquidity, greater price volatility and risks related to adverse political, regulatory, market or economic developments. Foreign investments may involve exposure to changes in foreign currency exchange rates and may be subject to higher withholding and other taxes.

Futures Contracts Risk. A Fund that uses futures contracts, which are a type of derivative, is subject to the risk of loss caused by unanticipated market movements. In addition, there may at times be an imperfect correlation between the movement in the prices of futures contracts and the value of their underlying instruments or indexes, and there may at times not be a liquid secondary market for certain futures contracts.

High Yield Securities Risk. High yield securities and unrated securities of similar credit quality (commonly known as "junk bonds") are considered speculative and have a much greater risk of default or of not returning principal and their values tend to be more volatile than higher-rated securities with similar maturities.

Inflation-Indexed Debt Securities Risk. The principal value of an inflation-indexed debt security is periodically adjusted according to the rate of inflation and, as a result, the value of a Fund's yield and return will be affected by changes in the rate of inflation.

Management Risk. Investment decisions, techniques, analyses or models implemented by a Fund's manager or sub-adviser in seeking to achieve the Fund's investment objective may not produce expected returns, may cause the Fund's shares to lose value or may cause the Fund to underperform other funds with similar investment objectives.

Mortgage- and Asset-Backed Securities Risk. Mortgage- and asset-backed securities may decline in value and become less liquid when defaults on the underlying mortgages or assets occur and may exhibit additional volatility in periods of rising interest rates. Rising interest rates tend to extend the duration of these securities, making them more sensitive to changes in interest rates than instruments with fixed payment schedules. When interest rates decline or are low, the prepayment of mortgages or assets underlying such securities can reduce a Fund's returns.

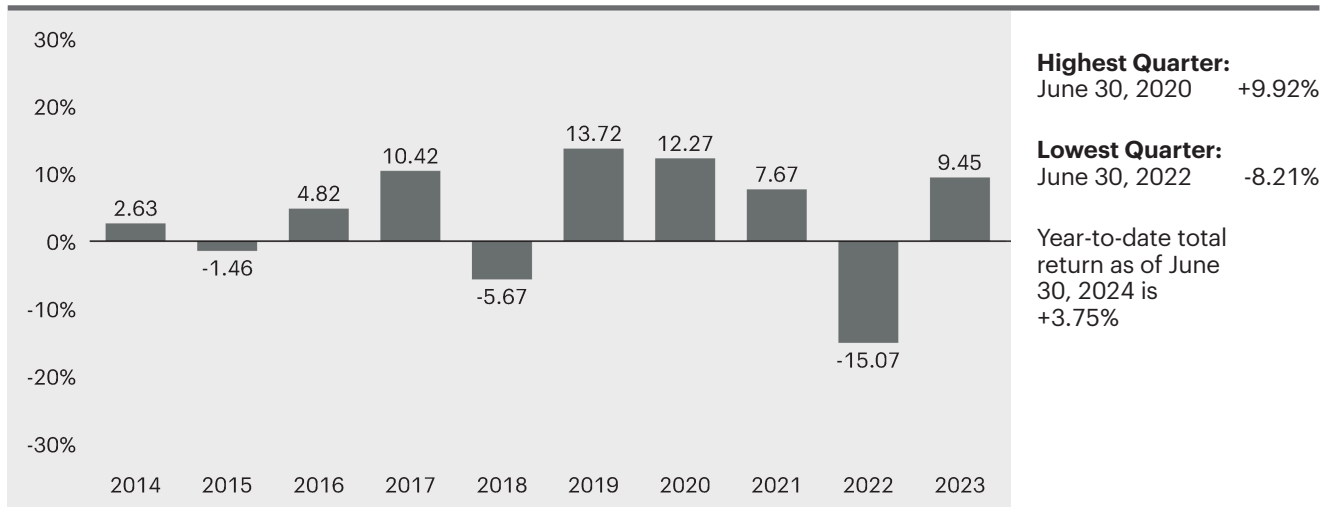
Smaller Company Securities Risk. Securities of companies with smaller market capitalizations tend to be more volatile and less liquid than those of larger companies.

U.S. Government Obligations Risk. U.S. Government obligations may be adversely impacted by changes in interest rates, and securities issued or guaranteed by U.S. Government agencies or government-sponsored entities may not be backed by the full faith and credit of the U.S. Government. U.S. Government obligations may be adversely affected by a default by, or decline in the credit quality, of the U.S. Government.

Performance

The following information provides some indication of the risks of investing in the Fund by showing changes in the Fund's performance from year to year. The Fund's average annual total returns are compared to the performance of one or more indices. The Fund's Regulatory Benchmark is a broad-based index that represents the overall securities markets relative to the Fund's asset category while the Fund's Strategy Benchmark is most closely aligned with the Fund's investment universe based on its investment strategy. Past performance before and after taxes is no guarantee of future results. Current month-end performance is available on the Fund's website at www.allspringglobal.com.

Calendar Year Total Returns for Class C as of 12/31 each year² (Returns do not reflect sales charges and would be lower if they did)



Average Annual Total Returns for the periods ended 12/31/2023 (returns reflect applicable sales charges)^{1,2}

	Inception Date of Share Class	1 Year	5 Year	10 Year
Class A (before taxes)	2/10/2017	4.05%	4.57%	3.42%
Class C (before taxes)	9/30/2004	8.45%	5.03%	3.66%
Spectrum Conservative Growth Blended Index (Strategy Benchmark) (reflects no deduction for fees, expenses, or taxes) ³		11.33%	5.81%	4.88%
Bloomberg U.S. Aggregate Bond Index (Regulatory Benchmark) (reflects no deduction for fees, expenses, or taxes)		5.53%	1.10%	1.81%
Russell 3000® Index (Regulatory Benchmark) (reflects no deduction for fees, expenses, or taxes)		25.96%	15.16%	11.48%

1. Historical performance for the Class A shares prior to their inception reflects the performance of the Class C shares and includes the higher expenses applicable to the Class C shares. If these expenses had not been included, returns for the Class A shares would be higher.
2. Prior to February 13, 2017, historical performance shown for the Class C shares reflects the performance of the Fund's predecessor WealthBuilder Portfolio share class and does not reflect the front-end sales load previously attributable to the predecessor class. The expenses for Class C shares and the predecessor share class are similar.
3. Source: Allspring Funds Management, LLC. The Spectrum Conservative Growth Blended Index is composed 41% of the Bloomberg U.S. Aggregate Bond Index, 20% of the Russell 3000® Index, 15% of the Bloomberg U.S. TIPS Index, 15% of ICE BofA U.S. High Yield Constrained Index, and 9% of the MSCI ACWI ex USA Index (Net). Effective November 2, 2020, the WealthBuilder Moderate Balanced Blended Index, which was composed 60% of the Bloomberg U.S. Aggregate Bond Index, 28% of the Russell 3000® Index, and 12% of the MSCI ACWI ex USA Index (Net), was renamed the Spectrum Conservative Growth Blended Index. You cannot invest directly in an index.

After-tax returns are calculated using the historical highest individual federal marginal income tax rates and do not reflect the impact of state, local or foreign taxes. Actual after-tax returns depend on an investor's tax situation and may differ from those shown, and after-tax returns shown are not relevant to tax-exempt investors or investors who hold their Fund shares through tax-deferred arrangements, such as 401(k) Plans or Individual Retirement Accounts. After-tax returns are shown for only one class of shares. After-tax returns for any other class will vary.

Fund Management

Manager	Sub-Adviser	Portfolio Manager, Title/Managed Since
Allspring Funds Management, LLC	Allspring Global Investments, LLC	Petros N. Bocray, CFA, FRM , Portfolio Manager / 2022 Travis L. Keshemberg, CFA, CIPM, FRM , Portfolio Manager / 2018 David Kowalske, Jr. , Portfolio Manager / 2024

Purchase and Sale of Fund Shares

In general, you can buy or sell shares of the Fund online or by mail, phone or wire on any day the New York Stock Exchange is open for regular trading. You also may buy and sell shares through a financial professional.

Minimum Investments	To Buy or Sell Shares
Minimum Initial Investment Regular Accounts: \$1,000 IRAs, IRA Rollovers, Roth IRAs: \$250 UGMA/UTMA Accounts: \$50 Employer Sponsored Retirement Plans: No Minimum	Mail: Allspring Funds P.O. Box 219967 Kansas City, MO 64121-9967 Online: allspringglobal.com Phone or Wire: 1-800-222-8222 Contact your financial professional.
Minimum Additional Investment Regular Accounts, IRAs, IRA Rollovers, Roth IRAs: \$100 UGMA/UTMA Accounts: \$50 Employer Sponsored Retirement Plans: No Minimum	

Tax Information

Any distributions you receive from the Fund may be taxable as ordinary income or capital gains, except when your investment is in an IRA, 401(k) or other tax-advantaged investment plan. However, subsequent withdrawals from such a tax-advantaged investment plan may be subject to federal income tax. You should consult your tax adviser about your specific tax situation.

Payments to Intermediaries

If you purchase a Fund through an intermediary, the Fund and its related companies may pay the intermediary for the sale of Fund shares and related services. These payments may create a conflict of interest by influencing the intermediary and your financial professional to recommend the Fund over another investment. Consult your financial professional or visit your intermediary's website for more information.

Spectrum Growth Fund Summary

Investment Objective

The Fund seeks capital appreciation with a secondary emphasis on current income.

Fees and Expenses

These tables are intended to help you understand the various costs and expenses you will pay if you buy, hold and sell shares of the Fund. You may qualify for sales charge discounts if you and your family invest, or agree to invest in the future, at least \$50,000 in the aggregate in specified classes of certain Allspring Funds. More information about these and other discounts is available from your financial professional and in "Share Class Features" and "Reductions and Waivers of Sales Charges" on pages 47 and 48 of the Prospectus and "Additional Purchase and Redemption Information" on page 86 of the Statement of Additional Information. Investors who purchase through certain intermediaries may be subject to different sales charge discounts than those outlined shares in these sections. Please see Appendix A on page 69 for further information.

Shareholder Fees (fees paid directly from your investment)

	Class A	Class C
Maximum sales charge (load) imposed on purchases (as a percentage of offering price)	5.75%	None
Maximum deferred sales charge (load) (as a percentage of offering price)	None ¹	1.00%

1. Investments of \$1 million or more are not subject to a front-end sales charge but generally will be subject to a deferred sales charge of 1.00% if redeemed within 18 months from the date of purchase.

Annual Fund Operating Expenses (expenses that you pay each year as a percentage of the value of your investment)

	Class A	Class C
Management Fees	0.25%	0.25%
Distribution (12b-1) Fees	0.00%	0.75%
Other Expenses	0.54%	0.54%
Acquired Fund Fees and Expenses	0.32%	0.32%
Total Annual Fund Operating Expenses¹	1.11%	1.86%
Fee Waivers	(0.05)%	(0.05)%
Total Annual Fund Operating Expenses After Fee Waivers^{1,2}	1.06%	1.81%

1. The expense ratio shown does not correlate to the corresponding expense ratio shown in the Financial Highlights, which reflects only the operating expenses of the Fund and does not include any acquired fund fees and expenses.

2. The Manager has contractually committed through August 31, 2025, to waive fees and/or reimburse expenses to the extent necessary to cap the expenses of each class after fee waivers at 0.74% for Class A, and 1.49% for Class C. Brokerage commissions, stamp duty fees, interest, taxes, acquired fund fees and expenses (if any), net expenses from affiliated master portfolios, and extraordinary expenses are excluded from the expense cap. Prior to or after the commitment expiration date, the cap may be increased or the commitment to maintain the cap may be terminated only with the approval of the Board of Trustees.

Example of Expenses

The example below is intended to help you compare the costs of investing in the Fund with the costs of investing in other funds. The example assumes a \$10,000 initial investment, 5% annual total return, and that fees and expenses remain the same as in the tables above. To the extent that the Manager is waiving fees or reimbursing expenses, the example assumes that such waiver or reimbursement will only be in place through the date noted above. Although your actual costs may be higher or lower, based on these assumptions, your costs would be:

After:	Assuming Redemption at End of Period		Assuming No Redemption
	Class A	Class C	Class C
1 Year	\$677	\$284	\$184
3 Years	\$903	\$580	\$580
5 Years	\$1,147	\$1,001	\$1,001
10 Years	\$1,845	\$2,176	\$2,176

Portfolio Turnover

The Fund pays transaction costs, such as commissions, when it buys and sells securities (or “turns over” its portfolio). A higher portfolio turnover rate may indicate higher transaction costs and may result in higher taxes when Fund shares are held in a taxable account. These costs, which are not reflected in annual fund operating expenses or in the example, affect the Fund’s performance. During the most recent fiscal year, the Fund’s portfolio turnover rate was 74%¹ of the average value of its portfolio.

1. The Fund changed its fiscal year-end from May 31 to April 30. The information shown for the Fund is for this shortened period.

Principal Investment Strategies

The Fund is a fund-of-funds that invests in various affiliated and unaffiliated mutual funds and exchange-traded funds (“Underlying Funds”) to pursue its investment objective. We seek to achieve the Fund’s investment objective by allocating at least 50% and up to 70% of its assets to stock funds, at least 15% and up to 35% of its assets to bond funds, at least 5% and up to 25% of its assets to inflation sensitive funds and up to 15% of its assets to alternative investment funds. The Fund’s broad diversification helps to reduce the overall impact of any one asset class underperforming, but may also limit upside potential.

The Fund’s “neutral” target allocation is as follows:

- 58% of the Fund’s total assets in stock funds;
- 26% of the Fund’s total assets in bond funds;
- 15% of the Fund’s total assets in inflation sensitive funds; and
- 3% of the Fund’s total assets in alternative investment funds.

We may adjust the Fund’s target allocation throughout the year.

The Fund is a diversified portfolio of stock, bond, inflation sensitive, and alternative investment strategy funds, with an emphasis on stocks. Stock holdings are diversified across a wide range of stock fund styles, including large company, small company and international. Bond holdings are diversified across a wide range of bond fund styles that consist of short- to long-term income-producing securities, including U.S. Government obligations, corporate bonds, below investment-grade bonds, and foreign issues. Inflation sensitive holdings are allocated across funds with investment strategies commonly used to protect against the effects of inflation, which may include, but are not limited to, investments in inflation protected bonds, commodities, natural resources, precious metals, or real estate. Alternative investment holdings are allocated across funds that use alternative investment strategies, which may include, but are not limited to, risk premia, managed futures, merger arbitrage, global multi-asset, long-short, market neutral, or other tactical investment strategies. An Underlying Fund that is considered an “inflation sensitive fund” or “alternative investment fund” may hold equity and/or fixed income securities as part of its underlying portfolio holdings. We consider the Underlying Fund’s overall strategy in determining whether it is a “stock fund,” “bond fund,” “inflation sensitive fund,” or “alternative investment fund” for purposes of making investments consistent with the Fund’s target allocations.

We employ both quantitative analysis and qualitative judgments in making tactical allocations among asset classes. Quantitative analysis involves the use of proprietary asset allocation models, which employ various valuation techniques. Qualitative judgments are made based on assessments of a number of factors, including economic conditions, corporate earnings, monetary policy, market valuations, investor sentiment, and market technicals. Changes to effective allocations in the Fund may be implemented with index futures contracts or by buying and selling Underlying Funds, or both.

The Fund incorporates a derivatives overlay strategy that contains three specific risk management components: 1.) Tactical Asset Allocation (TAA) Overlay, 2.) Volatility Management Overlay (VMO), and 3.) Tail Risk Management (TRM). Together these strategies will allow the Fund to attempt to manage short-term volatility, mitigate risk and/or improve returns under certain market conditions. To execute this overlay strategy, the Fund invests in long and/or short positions in exchange-traded futures contracts across a variety of asset classes, which include, but are not limited to, stocks, bonds, and currencies.

Principal Investment Risks

An investment in the Fund may lose money, is not a deposit of a bank or its affiliates, is not insured or guaranteed by the Federal Deposit Insurance Corporation or any other governmental agency, and is primarily subject to the risks briefly summarized below.

Market Risk. The values of, and/or the income generated by, securities held by the Fund may decline due to general market conditions or other factors, including those directly involving the issuers of such securities. Securities markets are volatile and may decline significantly in response to adverse issuer, regulatory, political, or economic developments. Different sectors of the market and different security types may react differently to such developments.

Equity Securities Risk. The values of equity securities may experience periods of substantial price volatility and may decline significantly over short time periods. In general, the values of equity securities are more volatile than those of debt securities. Equity securities fluctuate in value and price in response to factors specific to the issuer of the security, such as management performance, financial condition, and market demand for the issuer's products or services, as well as factors unrelated to the fundamental condition of the issuer, including general market, economic and political conditions. Different parts of a market, industry and sector may react differently to adverse issuer, market, regulatory, political, and economic developments.

Debt Securities Risk. Debt securities are subject to credit risk and interest rate risk. Credit risk is the possibility that the issuer or guarantor of a debt security may be unable, or perceived to be unable or unwilling, to pay interest or repay principal when they become due. In these instances, the value of an investment could decline and the Fund could lose money. Credit risk increases as an issuer's credit quality or financial strength declines. Interest rate risk is the possibility that interest rates will change over time. When interest rates rise, the value of debt securities tends to fall. The longer the terms of the debt securities held by a Fund, the more the Fund is subject to this risk. If interest rates decline, interest that the Fund is able to earn on its investments in debt securities may also decline, which could cause the Fund to reduce the dividends it pays to shareholders, but the value of those securities may increase. Very low or negative interest rates may magnify interest rate risk.

Underlying Funds Risk. The risks associated with a Fund include the risks related to each Underlying Fund in which the Fund invests.

Alternative Investment Risk. Alternative investment strategies, which may include, but are not limited to, investing in non-traditional investments such as commodities, or following risk premia, managed futures, merger arbitrage, global multi-asset, long-short, market neutral, systematic or other tactical investment strategies, may involve complex securities types or transactions and extensive short positions and/or focus on narrow segments of the market, which may increase and/or magnify the overall risks and volatility associated with the strategies.

Derivatives Risk. The use of derivatives, such as futures, options and swap agreements, can lead to losses, including those magnified by leverage, particularly when derivatives are used to enhance return rather than mitigate risk. Certain derivative instruments may be difficult to sell when the portfolio manager believes it would be appropriate to do so, or the other party to a derivative contract may be unwilling or unable to fulfill its contractual obligations.

Emerging Markets Risk. Emerging market securities typically present even greater exposure to the risks described under "Foreign Investment Risk" and may be particularly sensitive to global economic conditions. Emerging market securities are also typically less liquid than securities of developed countries and could be difficult to sell, particularly during a market downturn.

Foreign Currency Contracts Risk. A Fund that enters into forwards or other foreign currency contracts, which are a type of derivative, is subject to the risk that the portfolio manager may be incorrect in his or her judgment of future exchange rate changes.

Foreign Investment Risk. Foreign investments may be subject to lower liquidity, greater price volatility and risks related to adverse political, regulatory, market or economic developments. Foreign investments may involve exposure to changes in foreign currency exchange rates and may be subject to higher withholding and other taxes.

Futures Contracts Risk. A Fund that uses futures contracts, which are a type of derivative, is subject to the risk of loss caused by unanticipated market movements. In addition, there may at times be an imperfect correlation between the movement in the prices of futures contracts and the value of their underlying instruments or indexes, and there may at times not be a liquid secondary market for certain futures contracts.

Growth/Value Investing Risk. Securities that exhibit growth or value characteristics tend to perform differently and shift into and out of favor with investors depending on changes in market and economic sentiment and conditions.

High Yield Securities Risk. High yield securities and unrated securities of similar credit quality (commonly known as “junk bonds”) are considered speculative and have a much greater risk of default or of not returning principal and their values tend to be more volatile than higher-rated securities with similar maturities.

Inflation-Indexed Debt Securities Risk. The principal value of an inflation-indexed debt security is periodically adjusted according to the rate of inflation and, as a result, the value of a Fund’s yield and return will be affected by changes in the rate of inflation.

Management Risk. Investment decisions, techniques, analyses or models implemented by a Fund’s manager or sub-adviser in seeking to achieve the Fund’s investment objective may not produce expected returns, may cause the Fund’s shares to lose value or may cause the Fund to underperform other funds with similar investment objectives.

Mortgage- and Asset-Backed Securities Risk. Mortgage- and asset-backed securities may decline in value and become less liquid when defaults on the underlying mortgages or assets occur and may exhibit additional volatility in periods of rising interest rates. Rising interest rates tend to extend the duration of these securities, making them more sensitive to changes in interest rates than instruments with fixed payment schedules. When interest rates decline or are low, the prepayment of mortgages or assets underlying such securities can reduce a Fund’s returns.

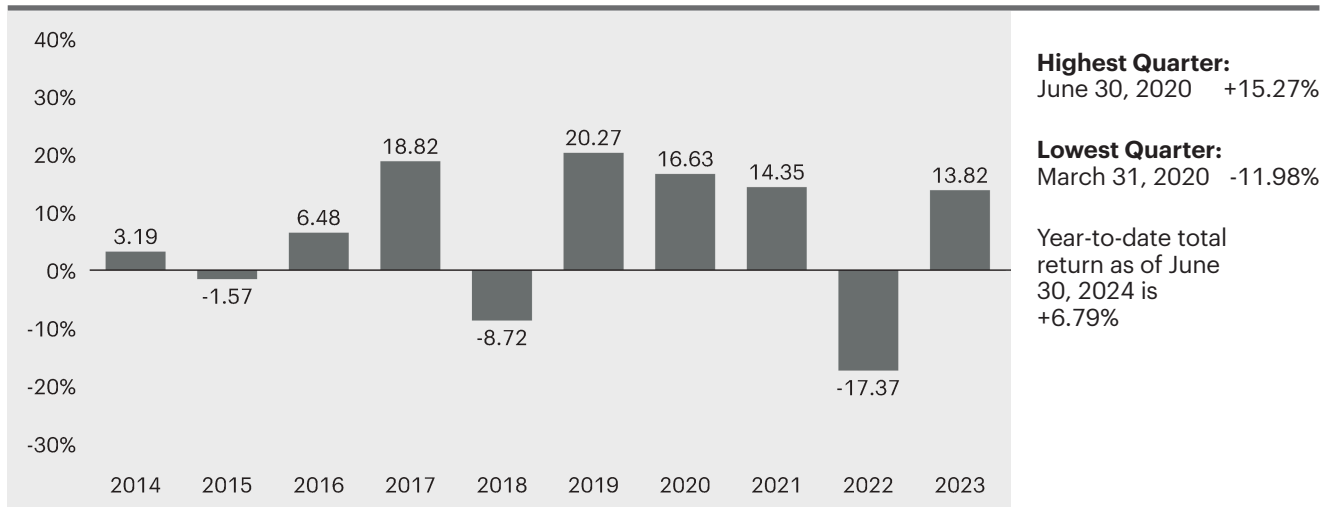
Smaller Company Securities Risk. Securities of companies with smaller market capitalizations tend to be more volatile and less liquid than those of larger companies.

U.S. Government Obligations Risk. U.S. Government obligations may be adversely impacted by changes in interest rates, and securities issued or guaranteed by U.S. Government agencies or government-sponsored entities may not be backed by the full faith and credit of the U.S. Government. U.S. Government obligations may be adversely affected by a default by, or decline in the credit quality, of the U.S. Government.

Performance

The following information provides some indication of the risks of investing in the Fund by showing changes in the Fund's performance from year to year. The Fund's average annual total returns are compared to the performance of one or more indices. The Fund's Regulatory Benchmark is a broad-based index that represents the overall securities markets relative to the Fund's asset category while the Fund's Strategy Benchmark is most closely aligned with the Fund's investment universe based on its investment strategy. Past performance before and after taxes is no guarantee of future results. Current month-end performance is available on the Fund's website at www.allspringglobal.com.

Calendar Year Total Returns for Class C as of 12/31 each year² (Returns do not reflect sales charges and would be lower if they did)



Average Annual Total Returns for the periods ended 12/31/2023 (returns reflect applicable sales charges)^{1,2}

	Inception Date of Share Class	1 Year	5 Year	10 Year
Class A (before taxes)	2/10/2017	8.05%	8.05%	5.77%
Class C (before taxes)	9/30/2004	12.82%	8.57%	6.03%
Spectrum Growth Blended Index (Strategy Benchmark) (reflects no deduction for fees, expenses, or taxes) ³		16.16%	9.26%	7.21%
Russell 3000® Index (Regulatory Benchmark) (reflects no deduction for fees, expenses, or taxes)		25.96%	15.16%	11.48%
Bloomberg U.S. Aggregate Bond Index (Regulatory Benchmark) (reflects no deduction for fees, expenses, or taxes)		5.53%	1.10%	1.81%

1. Historical performance for the Class A shares prior to their inception reflects the performance of the Class C shares and includes the higher expenses applicable to the Class C shares. If these expenses had not been included, returns for the Class A shares would be higher.
2. Prior to February 13, 2017, historical performance shown for the Class C shares reflects the performance of the Fund's predecessor WealthBuilder Portfolio share class and does not reflect the front-end sales load previously attributable to the predecessor class. The expenses for Class C shares and the predecessor share class are similar.
3. Source: Allspring Funds Management, LLC. Spectrum Growth Blended Index is composed 40% of the Russell 3000® Index, 17% of the MSCI ACWI ex USA Index (Net), 15% of the Bloomberg U.S. Aggregate Bond Index, 14% of the Bloomberg U.S. TIPS Index, and 14% of ICE BofA U.S. High Yield Constrained Index. Effective November 2, 2020, the WealthBuilder Growth Allocation Blended Index, which was composed 56% of the Russell 3000® Index, 24% of the MSCI ACWI ex USA Index (Net), and 20% of the Bloomberg U.S. Aggregate Bond Index, was renamed the Spectrum Growth Blended Index. You cannot invest directly in an index.

After-tax returns are calculated using the historical highest individual federal marginal income tax rates and do not reflect the impact of state, local or foreign taxes. Actual after-tax returns depend on an investor's tax situation and may differ from those shown, and after-tax returns shown are not relevant to tax-exempt investors or investors who hold their Fund shares through tax-deferred arrangements, such as 401(k) Plans or Individual Retirement Accounts. After-tax returns are shown for only one class of shares. After-tax returns for any other class will vary.

Fund Management

Manager	Sub-Adviser	Portfolio Manager, Title/Managed Since
Allspring Funds Management, LLC	Allspring Global Investments, LLC	Petros N. Bocray, CFA, FRM , Portfolio Manager / 2022 Travis L. Keshenberg, CFA, CIPM, FRM , Portfolio Manager / 2018 David Kowalske, Jr. , Portfolio Manager / 2024

Purchase and Sale of Fund Shares

In general, you can buy or sell shares of the Fund online or by mail, phone or wire on any day the New York Stock Exchange is open for regular trading. You also may buy and sell shares through a financial professional.

Minimum Investments	To Buy or Sell Shares
Minimum Initial Investment Regular Accounts: \$1,000 IRAs, IRA Rollovers, Roth IRAs: \$250 UGMA/UTMA Accounts: \$50 Employer Sponsored Retirement Plans: No Minimum	Mail: Allspring Funds P.O. Box 219967 Kansas City, MO 64121-9967 Online: allspringglobal.com Phone or Wire: 1-800-222-8222 Contact your financial professional.
Minimum Additional Investment Regular Accounts, IRAs, IRA Rollovers, Roth IRAs: \$100 UGMA/UTMA Accounts: \$50 Employer Sponsored Retirement Plans: No Minimum	

Tax Information

Any distributions you receive from the Fund may be taxable as ordinary income or capital gains, except when your investment is in an IRA, 401(k) or other tax-advantaged investment plan. However, subsequent withdrawals from such a tax-advantaged investment plan may be subject to federal income tax. You should consult your tax adviser about your specific tax situation.

Payments to Intermediaries

If you purchase a Fund through an intermediary, the Fund and its related companies may pay the intermediary for the sale of Fund shares and related services. These payments may create a conflict of interest by influencing the intermediary and your financial professional to recommend the Fund over another investment. Consult your financial professional or visit your intermediary's website for more information.

Spectrum Income Allocation Fund Summary

Investment Objective

The Fund seeks current income with a secondary emphasis on capital appreciation.

Fees and Expenses

These tables are intended to help you understand the various costs and expenses you will pay if you buy, hold and sell shares of the Fund. You may qualify for sales charge discounts if you and your family invest, or agree to invest in the future, at least \$50,000 in the aggregate in specified classes of certain Allspring Funds. More information about these and other discounts is available from your financial professional and in "Share Class Features" and "Reductions and Waivers of Sales Charges" on pages 47 and 48 of the Prospectus and "Additional Purchase and Redemption Information" on page 86 of the Statement of Additional Information. Investors who purchase through certain intermediaries may be subject to different sales charge discounts than those outlined shares in these sections. Please see Appendix A on page 69 for further information.

Shareholder Fees (fees paid directly from your investment)

	Class A	Class C
Maximum sales charge (load) imposed on purchases (as a percentage of offering price)	5.75%	None
Maximum deferred sales charge (load) (as a percentage of offering price)	None ¹	1.00%

1. Investments of \$1 million or more are not subject to a front-end sales charge but generally will be subject to a deferred sales charge of 1.00% if redeemed within 18 months from the date of purchase.

Annual Fund Operating Expenses (expenses that you pay each year as a percentage of the value of your investment)

	Class A	Class C
Management Fees	0.25%	0.25%
Distribution (12b-1) Fees	0.00%	0.75%
Other Expenses	0.60%	0.60%
Acquired Fund Fees and Expenses	0.30%	0.30%
Total Annual Fund Operating Expenses¹	1.15%	1.90%
Fee Waivers	(0.11)%	(0.11)%
Total Annual Fund Operating Expenses After Fee Waivers^{1,2}	1.04%	1.79%

1. The expense ratio shown does not correlate to the corresponding expense ratio shown in the Financial Highlights, which reflects only the operating expenses of the Fund and does not include any acquired fund fees and expenses.

2. The Manager has contractually committed through August 31, 2025, to waive fees and/or reimburse expenses to the extent necessary to cap the expenses of each class after fee waivers at 0.74% for Class A, and 1.49% for Class C. Brokerage commissions, stamp duty fees, interest, taxes, acquired fund fees and expenses (if any), net expenses from affiliated master portfolios, and extraordinary expenses are excluded from the expense cap. Prior to or after the commitment expiration date, the cap may be increased or the commitment to maintain the cap may be terminated only with the approval of the Board of Trustees.

Example of Expenses

The example below is intended to help you compare the costs of investing in the Fund with the costs of investing in other funds. The example assumes a \$10,000 initial investment, 5% annual total return, and that fees and expenses remain the same as in the tables above. To the extent that the Manager is waiving fees or reimbursing expenses, the example assumes that such waiver or reimbursement will only be in place through the date noted above. Although your actual costs may be higher or lower, based on these assumptions, your costs would be:

After:	Assuming Redemption at End of Period		Assuming No Redemption
	Class A	Class C	Class C
1 Year	\$675	\$282	\$182
3 Years	\$909	\$586	\$586
5 Years	\$1,162	\$1,016	\$1,016
10 Years	\$1,883	\$2,213	\$2,213

Portfolio Turnover

The Fund pays transaction costs, such as commissions, when it buys and sells securities (or “turns over” its portfolio). A higher portfolio turnover rate may indicate higher transaction costs and may result in higher taxes when Fund shares are held in a taxable account. These costs, which are not reflected in annual fund operating expenses or in the example, affect the Fund’s performance. During the most recent fiscal year, the Fund’s portfolio turnover rate was 143%¹ of the average value of its portfolio.

1. The Fund changed its fiscal year-end from May 31 to April 30. The information shown for the Fund is for this shortened period.

Principal Investment Strategies

The Fund is a fund-of-funds that invests in various affiliated and unaffiliated mutual funds and exchange-traded funds (“Underlying Funds”) to pursue its investment objective. We seek to achieve the Fund’s investment objective by allocating up to 20% of its assets to stock funds, at least 65% and up to 85% of its assets to bond funds, up to 20% of its assets to inflation sensitive funds and up to 15% of its assets to alternative investment funds. The Fund’s broad diversification helps to reduce the overall impact of any one asset class underperforming, but may also limit upside potential.

The Fund’s “neutral” target allocation is as follows:

- 10% of the Fund’s total assets in stock funds;
- 77% of the Fund’s total assets in bond funds;
- 10% of the Fund’s total assets in inflation sensitive funds; and
- 3% of the Fund’s total assets in alternative investment funds.

We may adjust the Fund’s target allocation throughout the year.

The Fund is a diversified portfolio of bond, stock, inflation sensitive and alternative investment strategy funds, with an emphasis on bonds. Bond holdings may be diversified across a wide range of bond fund styles that consist of short- to long-term income-producing securities, including U.S. Government obligations, corporate bonds, below investment-grade bonds and foreign issues. Stock holdings may be diversified across a wide range of stock fund styles, including large company, small company and international. Inflation sensitive holdings are allocated across funds with investment strategies commonly used to protect against the effects of inflation, which may include, but are not limited to, investments in inflation protected bonds, commodities, natural resources, precious metals, or real estate. Alternative investment holdings are allocated across funds that use alternative investment strategies, which may include, but are not limited to, risk premia, managed futures, merger arbitrage, global multi-asset, long-short, market neutral, or other tactical investment strategies. An Underlying Fund that is considered an “inflation sensitive fund” or “alternative investment fund” may hold equity and/or fixed income securities as part of its underlying portfolio holdings. We consider the Underlying Fund’s overall strategy in determining whether it is a “stock fund,” “bond fund,” “inflation sensitive fund,” or “alternative investment fund” for purposes of making investments consistent with the Fund’s target allocations.

We employ both quantitative analysis and qualitative judgments in making tactical allocations among asset classes. Quantitative analysis involves the use of proprietary asset allocation models, which employ various valuation techniques. Qualitative judgments are made based on assessments of a number of factors, including economic conditions, corporate earnings, monetary policy, market valuations, investor sentiment, and market technicals. Changes to effective allocations in the Fund may be implemented with index futures contracts or by buying and selling Underlying Funds, or both.

The Fund incorporates a derivatives overlay strategy that contains three specific risk management components: 1.) Tactical Asset Allocation (TAA) Overlay, 2.) Volatility Management Overlay (VMO), and 3.) Tail Risk Management (TRM). Together these strategies will allow the Fund to attempt to manage short-term volatility, mitigate risk and/or improve returns under certain market conditions. To execute this overlay strategy, the Fund invests in long and/or short positions in exchange-traded futures contracts across a variety of asset classes, which include, but are not limited to, stocks, bonds, and currencies.

Principal Investment Risks

An investment in the Fund may lose money, is not a deposit of a bank or its affiliates, is not insured or guaranteed by the Federal Deposit Insurance Corporation or any other governmental agency, and is primarily subject to the risks briefly summarized below.

Market Risk. The values of, and/or the income generated by, securities held by the Fund may decline due to general market conditions or other factors, including those directly involving the issuers of such securities. Securities markets are volatile and may decline significantly in response to adverse issuer, regulatory, political, or economic developments. Different sectors of the market and different security types may react differently to such developments.

Debt Securities Risk. Debt securities are subject to credit risk and interest rate risk. Credit risk is the possibility that the issuer or guarantor of a debt security may be unable, or perceived to be unable or unwilling, to pay interest or repay principal when they become due. In these instances, the value of an investment could decline and the Fund could lose money. Credit risk increases as an issuer's credit quality or financial strength declines. Interest rate risk is the possibility that interest rates will change over time. When interest rates rise, the value of debt securities tends to fall. The longer the terms of the debt securities held by a Fund, the more the Fund is subject to this risk. If interest rates decline, interest that the Fund is able to earn on its investments in debt securities may also decline, which could cause the Fund to reduce the dividends it pays to shareholders, but the value of those securities may increase. Very low or negative interest rates may magnify interest rate risk.

Equity Securities Risk. The values of equity securities may experience periods of substantial price volatility and may decline significantly over short time periods. In general, the values of equity securities are more volatile than those of debt securities. Equity securities fluctuate in value and price in response to factors specific to the issuer of the security, such as management performance, financial condition, and market demand for the issuer's products or services, as well as factors unrelated to the fundamental condition of the issuer, including general market, economic and political conditions. Different parts of a market, industry and sector may react differently to adverse issuer, market, regulatory, political, and economic developments.

Underlying Funds Risk. The risks associated with a Fund include the risks related to each Underlying Fund in which the Fund invests.

Alternative Investment Risk. Alternative investment strategies, which may include, but are not limited to, investing in non-traditional investments such as commodities, or following risk premia, managed futures, merger arbitrage, global multi-asset, long-short, market neutral, systematic or other tactical investment strategies, may involve complex securities types or transactions and extensive short positions and/or focus on narrow segments of the market, which may increase and/or magnify the overall risks and volatility associated with the strategies.

Derivatives Risk. The use of derivatives, such as futures, options and swap agreements, can lead to losses, including those magnified by leverage, particularly when derivatives are used to enhance return rather than mitigate risk. Certain derivative instruments may be difficult to sell when the portfolio manager believes it would be appropriate to do so, or the other party to a derivative contract may be unwilling or unable to fulfill its contractual obligations.

Emerging Markets Risk. Emerging market securities typically present even greater exposure to the risks described under "Foreign Investment Risk" and may be particularly sensitive to global economic conditions. Emerging market securities are also typically less liquid than securities of developed countries and could be difficult to sell, particularly during a market downturn.

Foreign Currency Contracts Risk. A Fund that enters into forwards or other foreign currency contracts, which are a type of derivative, is subject to the risk that the portfolio manager may be incorrect in his or her judgment of future exchange rate changes.

Foreign Investment Risk. Foreign investments may be subject to lower liquidity, greater price volatility and risks related to adverse political, regulatory, market or economic developments. Foreign investments may involve exposure to changes in foreign currency exchange rates and may be subject to higher withholding and other taxes.

Futures Contracts Risk. A Fund that uses futures contracts, which are a type of derivative, is subject to the risk of loss caused by unanticipated market movements. In addition, there may at times be an imperfect correlation between the movement in the prices of futures contracts and the value of their underlying instruments or indexes, and there may at times not be a liquid secondary market for certain futures contracts.

Growth/Value Investing Risk. Securities that exhibit growth or value characteristics tend to perform differently and shift into and out of favor with investors depending on changes in market and economic sentiment and conditions.

High Yield Securities Risk. High yield securities and unrated securities of similar credit quality (commonly known as “junk bonds”) are considered speculative and have a much greater risk of default or of not returning principal and their values tend to be more volatile than higher-rated securities with similar maturities.

Inflation-Indexed Debt Securities Risk. The principal value of an inflation-indexed debt security is periodically adjusted according to the rate of inflation and, as a result, the value of a Fund’s yield and return will be affected by changes in the rate of inflation.

Management Risk. Investment decisions, techniques, analyses or models implemented by a Fund’s manager or sub-adviser in seeking to achieve the Fund’s investment objective may not produce expected returns, may cause the Fund’s shares to lose value or may cause the Fund to underperform other funds with similar investment objectives.

Mortgage- and Asset-Backed Securities Risk. Mortgage- and asset-backed securities may decline in value and become less liquid when defaults on the underlying mortgages or assets occur and may exhibit additional volatility in periods of rising interest rates. Rising interest rates tend to extend the duration of these securities, making them more sensitive to changes in interest rates than instruments with fixed payment schedules. When interest rates decline or are low, the prepayment of mortgages or assets underlying such securities can reduce a Fund’s returns.

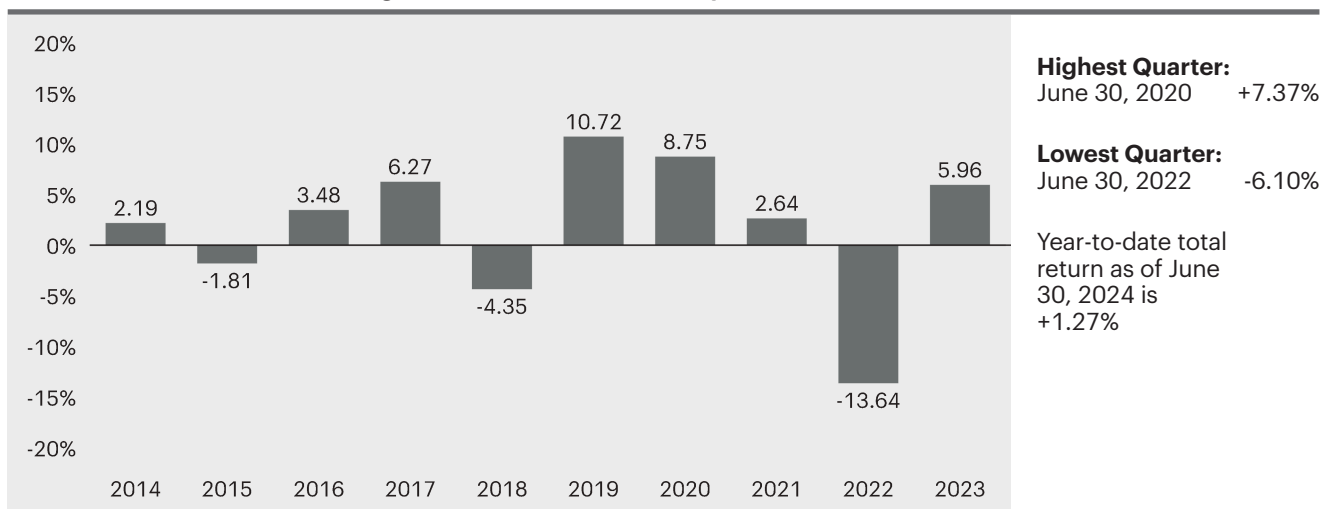
Smaller Company Securities Risk. Securities of companies with smaller market capitalizations tend to be more volatile and less liquid than those of larger companies.

U.S. Government Obligations Risk. U.S. Government obligations may be adversely impacted by changes in interest rates, and securities issued or guaranteed by U.S. Government agencies or government-sponsored entities may not be backed by the full faith and credit of the U.S. Government. U.S. Government obligations may be adversely affected by a default by, or decline in the credit quality, of the U.S. Government.

Performance

The following information provides some indication of the risks of investing in the Fund by showing changes in the Fund's performance from year to year. The Fund's average annual total returns are compared to the performance of one or more indices. The Fund's Regulatory Benchmark is a broad-based index that represents the overall securities markets relative to the Fund's asset category while the Fund's Strategy Benchmark is most closely aligned with the Fund's investment universe based on its investment strategy. Past performance before and after taxes is no guarantee of future results. Current month-end performance is available on the Fund's website at www.allspringglobal.com.

Calendar Year Total Returns for Class C as of 12/31 each year² (Returns do not reflect sales charges and would be lower if they did)



Average Annual Total Returns for the periods ended 12/31/2023 (returns reflect applicable sales charges)^{1,2}

	Inception Date of Share Class	1 Year	5 Year	10 Year
Class A (before taxes)	2/10/2017	0.62%	2.06%	1.73%
Class C (before taxes)	9/30/2004	4.96%	2.49%	1.93%
Spectrum Income Allocation Blended Index (Strategy Benchmark) (reflects no deduction for fees, expenses, or taxes) ³		8.22%	3.42%	3.34%
Bloomberg U.S. Aggregate Bond Index (Regulatory Benchmark) (reflects no deduction for fees, expenses, or taxes)		5.53%	1.10%	1.81%
Russell 3000® Index (Regulatory Benchmark) (reflects no deduction for fees, expenses, or taxes)		25.96%	15.16%	11.48%

1. Historical performance for the Class A shares prior to their inception reflects the performance of the Class C shares and includes the higher expenses applicable to Class C shares. If these expenses had not been included, returns for the Class A shares would be higher.
2. Prior to February 13, 2017, historical performance shown for the Class C shares reflects the performance of the Fund's predecessor WealthBuilder Portfolio share class and does not reflect the front-end sales load previously attributable to the predecessor class. The expenses for Class C shares and the predecessor share class are similar.
3. Source: Allspring Funds Management, LLC. Spectrum Income Allocation Blended Index is composed 65% of the Bloomberg U.S. Aggregate Bond Index, 15% of ICE BofA U.S. High Yield Constrained Index, 10% of the Bloomberg U.S. TIPS Index, 7% of the Russell 3000® Index, and 3% of the MSCI ACWI ex USA Index (Net). Effective November 2, 2020, the WealthBuilder Conservative Allocation Blended Index, which was composed 80% of Bloomberg U.S. Aggregate Bond Index, 14% of the Russell 3000® Index, and 6% of the MSCI ACWI ex USA Index (Net), was renamed the Spectrum Income Allocation Blended Index. You cannot invest directly in an index.

After-tax returns are calculated using the historical highest individual federal marginal income tax rates and do not reflect the impact of state, local or foreign taxes. Actual after-tax returns depend on an investor's tax situation and may differ from those shown, and after-tax returns shown are not relevant to tax-exempt investors or investors who hold their Fund shares through tax-deferred arrangements, such as 401(k) Plans or Individual Retirement Accounts. After-tax returns are shown for only one class of shares. After-tax returns for any other class will vary.

Fund Management

Manager	Sub-Adviser	Portfolio Manager, Title/Managed Since
Allspring Funds Management, LLC	Allspring Global Investments, LLC	Petros N. Bocray, CFA, FRM , Portfolio Manager / 2022 Travis L. Keshenberg, CFA, CIPM, FRM , Portfolio Manager / 2018 David Kowalske, Jr. , Portfolio Manager / 2024

Purchase and Sale of Fund Shares

In general, you can buy or sell shares of the Fund online or by mail, phone or wire on any day the New York Stock Exchange is open for regular trading. You also may buy and sell shares through a financial professional.

Minimum Investments	To Buy or Sell Shares
Minimum Initial Investment Regular Accounts: \$1,000 IRAs, IRA Rollovers, Roth IRAs: \$250 UGMA/UTMA Accounts: \$50 Employer Sponsored Retirement Plans: No Minimum	Mail: Allspring Funds P.O. Box 219967 Kansas City, MO 64121-9967 Online: allspringglobal.com Phone or Wire: 1-800-222-8222 Contact your financial professional.
Minimum Additional Investment Regular Accounts, IRAs, IRA Rollovers, Roth IRAs: \$100 UGMA/UTMA Accounts: \$50 Employer Sponsored Retirement Plans: No Minimum	

Tax Information

Any distributions you receive from the Fund may be taxable as ordinary income or capital gains, except when your investment is in an IRA, 401(k) or other tax-advantaged investment plan. However, subsequent withdrawals from such a tax-advantaged investment plan may be subject to federal income tax. You should consult your tax adviser about your specific tax situation.

Payments to Intermediaries

If you purchase a Fund through an intermediary, the Fund and its related companies may pay the intermediary for the sale of Fund shares and related services. These payments may create a conflict of interest by influencing the intermediary and your financial professional to recommend the Fund over another investment. Consult your financial professional or visit your intermediary's website for more information.

Spectrum Moderate Growth Fund Summary

Investment Objective

The Fund seeks a combination of capital appreciation and current income.

Fees and Expenses

These tables are intended to help you understand the various costs and expenses you will pay if you buy, hold and sell shares of the Fund. You may qualify for sales charge discounts if you and your family invest, or agree to invest in the future, at least \$50,000 in the aggregate in specified classes of certain Allspring Funds. More information about these and other discounts is available from your financial professional and in "Share Class Features" and "Reductions and Waivers of Sales Charges" on pages 47 and 48 of the Prospectus and "Additional Purchase and Redemption Information" on page 86 of the Statement of Additional Information. Investors who purchase through certain intermediaries may be subject to different sales charge discounts than those outlined shares in these sections. Please see Appendix A on page 69 for further information.

Shareholder Fees (fees paid directly from your investment)

	Class A	Class C
Maximum sales charge (load) imposed on purchases (as a percentage of offering price)	5.75%	None
Maximum deferred sales charge (load) (as a percentage of offering price)	None ¹	1.00%

1. Investments of \$1 million or more are not subject to a front-end sales charge but generally will be subject to a deferred sales charge of 1.00% if redeemed within 18 months from the date of purchase.

Annual Fund Operating Expenses (expenses that you pay each year as a percentage of the value of your investment)

	Class A	Class C
Management Fees	0.25%	0.25%
Distribution (12b-1) Fees	0.00%	0.75%
Other Expenses	0.51%	0.51%
Acquired Fund Fees and Expenses	0.34%	0.34%
Total Annual Fund Operating Expenses¹	1.10%	1.85%
Fee Waivers	(0.05)%	(0.05)%
Total Annual Fund Operating Expenses After Fee Waivers^{1,2}	1.05%	1.80%

1. The expense ratio shown does not correlate to the corresponding expense ratio shown in the Financial Highlights, which reflects only the operating expenses of the Fund and does not include any acquired fund fees and expenses.

2. The Manager has contractually committed through August 31, 2025, to waive fees and/or reimburse expenses to the extent necessary to cap the expenses of each class after fee waivers at 0.71% for Class A, and 1.46% for Class C. Brokerage commissions, stamp duty fees, interest, taxes, acquired fund fees and expenses (if any), net expenses from affiliated master portfolios, and extraordinary expenses are excluded from the expense cap. Prior to or after the commitment expiration date, the cap may be increased or the commitment to maintain the cap may be terminated only with the approval of the Board of Trustees.

Example of Expenses

The example below is intended to help you compare the costs of investing in the Fund with the costs of investing in other funds. The example assumes a \$10,000 initial investment, 5% annual total return, and that fees and expenses remain the same as in the tables above. To the extent that the Manager is waiving fees or reimbursing expenses, the example assumes that such waiver or reimbursement will only be in place through the date noted above. Although your actual costs may be higher or lower, based on these assumptions, your costs would be:

After:	Assuming Redemption at End of Period		Assuming No Redemption
	Class A	Class C	Class C
1 Year	\$676	\$283	\$183
3 Years	\$900	\$577	\$577
5 Years	\$1,142	\$996	\$996
10 Years	\$1,834	\$2,165	\$2,165

Portfolio Turnover

The Fund pays transaction costs, such as commissions, when it buys and sells securities (or “turns over” its portfolio). A higher portfolio turnover rate may indicate higher transaction costs and may result in higher taxes when Fund shares are held in a taxable account. These costs, which are not reflected in annual fund operating expenses or in the example, affect the Fund’s performance. During the most recent fiscal year, the Fund’s portfolio turnover rate was 78%¹ of the average value of its portfolio.

1. The Fund changed its fiscal year-end from May 31 to April 30. The information shown for the Fund is for this shortened period.

Principal Investment Strategies

The Fund is a fund-of-funds that invests in various affiliated and unaffiliated mutual funds and exchange-traded funds (“Underlying Funds”) to pursue its investment objective. We seek to achieve the Fund’s investment objective by allocating at least 35% and up to 55% of its assets to stock funds, at least 25% and up to 45% of its assets to bond funds, at least 5% and up to 25% of its assets to inflation sensitive funds and up to 15% of its assets to alternative investment funds. The Fund’s broad diversification helps to reduce the overall impact of any one asset class underperforming, but may also limit upside potential.

The Fund’s “neutral” target allocation is as follows:

- 45% of the Fund’s total assets in stock funds;
- 37% of the Fund’s total assets in bond funds;
- 14% of the Fund’s total assets in inflation sensitive funds; and
- 4% of the Fund’s total assets in alternative investment funds.

We may adjust the Fund’s target allocation throughout the year.

The Fund is a diversified portfolio of stock, bond, inflation sensitive, and alternative investment strategy funds, with an emphasis on stocks. Stock holdings are diversified across a wide range of stock fund styles, including large company, small company and international. Bond holdings are diversified across a wide range of bond fund styles that consist of short- to long-term income-producing securities, including U.S. Government obligations, corporate bonds, below investment-grade bonds, and foreign issues. Inflation sensitive holdings are allocated across funds with investment strategies commonly used to protect against the effects of inflation, which may include, but are not limited to, investments in inflation protected bonds, commodities, natural resources, precious metals, or real estate. Alternative investment holdings are allocated across funds that use alternative investment strategies, which may include, but are not limited to, risk premia, managed futures, merger arbitrage, global multi-asset, long-short, market neutral, or other tactical investment strategies. An Underlying Fund that is considered an “inflation sensitive fund” or “alternative investment fund” may hold equity and/or fixed income securities as part of its underlying portfolio holdings. We consider the Underlying Fund’s overall strategy in determining whether it is a “stock fund,” “bond fund,” “inflation sensitive fund,” or “alternative investment fund” for purposes of making investments consistent with the Fund’s target allocations.

We employ both quantitative analysis and qualitative judgments in making tactical allocations among asset classes. Quantitative analysis involves the use of proprietary asset allocation models, which employ various valuation techniques. Qualitative judgments are made based on assessments of a number of factors, including economic conditions, corporate earnings, monetary policy, market valuations, investor sentiment, and market technicals. Changes to effective allocations in the Fund may be implemented with index futures contracts or by buying and selling Underlying Funds, or both.

The Fund incorporates a derivatives overlay strategy that contains three specific risk management components: 1.) Tactical Asset Allocation (TAA) Overlay, 2.) Volatility Management Overlay (VMO), and 3.) Tail Risk Management (TRM). Together these strategies will allow the Fund to attempt to manage short-term volatility, mitigate risk and/or improve returns under certain market conditions. To execute this overlay strategy, the Fund invests in long and/or short positions in exchange-traded futures contracts across a variety of asset classes, which include, but are not limited to, stocks, bonds, and currencies.

Principal Investment Risks

An investment in the Fund may lose money, is not a deposit of a bank or its affiliates, is not insured or guaranteed by the Federal Deposit Insurance Corporation or any other governmental agency, and is primarily subject to the risks briefly summarized below.

Market Risk. The values of, and/or the income generated by, securities held by the Fund may decline due to general market conditions or other factors, including those directly involving the issuers of such securities. Securities markets are volatile and may decline significantly in response to adverse issuer, regulatory, political, or economic developments. Different sectors of the market and different security types may react differently to such developments.

Equity Securities Risk. The values of equity securities may experience periods of substantial price volatility and may decline significantly over short time periods. In general, the values of equity securities are more volatile than those of debt securities. Equity securities fluctuate in value and price in response to factors specific to the issuer of the security, such as management performance, financial condition, and market demand for the issuer's products or services, as well as factors unrelated to the fundamental condition of the issuer, including general market, economic and political conditions. Different parts of a market, industry and sector may react differently to adverse issuer, market, regulatory, political, and economic developments.

Debt Securities Risk. Debt securities are subject to credit risk and interest rate risk. Credit risk is the possibility that the issuer or guarantor of a debt security may be unable, or perceived to be unable or unwilling, to pay interest or repay principal when they become due. In these instances, the value of an investment could decline and the Fund could lose money. Credit risk increases as an issuer's credit quality or financial strength declines. Interest rate risk is the possibility that interest rates will change over time. When interest rates rise, the value of debt securities tends to fall. The longer the terms of the debt securities held by a Fund, the more the Fund is subject to this risk. If interest rates decline, interest that the Fund is able to earn on its investments in debt securities may also decline, which could cause the Fund to reduce the dividends it pays to shareholders, but the value of those securities may increase. Very low or negative interest rates may magnify interest rate risk.

Underlying Funds Risk. The risks associated with a Fund include the risks related to each Underlying Fund in which the Fund invests.

Alternative Investment Risk. Alternative investment strategies, which may include, but are not limited to, investing in non-traditional investments such as commodities, or following risk premia, managed futures, merger arbitrage, global multi-asset, long-short, market neutral, systematic or other tactical investment strategies, may involve complex securities types or transactions and extensive short positions and/or focus on narrow segments of the market, which may increase and/or magnify the overall risks and volatility associated with the strategies.

Derivatives Risk. The use of derivatives, such as futures, options and swap agreements, can lead to losses, including those magnified by leverage, particularly when derivatives are used to enhance return rather than mitigate risk. Certain derivative instruments may be difficult to sell when the portfolio manager believes it would be appropriate to do so, or the other party to a derivative contract may be unwilling or unable to fulfill its contractual obligations.

Emerging Markets Risk. Emerging market securities typically present even greater exposure to the risks described under "Foreign Investment Risk" and may be particularly sensitive to global economic conditions. Emerging market securities are also typically less liquid than securities of developed countries and could be difficult to sell, particularly during a market downturn.

Foreign Currency Contracts Risk. A Fund that enters into forwards or other foreign currency contracts, which are a type of derivative, is subject to the risk that the portfolio manager may be incorrect in his or her judgment of future exchange rate changes.

Foreign Investment Risk. Foreign investments may be subject to lower liquidity, greater price volatility and risks related to adverse political, regulatory, market or economic developments. Foreign investments may involve exposure to changes in foreign currency exchange rates and may be subject to higher withholding and other taxes.

Futures Contracts Risk. A Fund that uses futures contracts, which are a type of derivative, is subject to the risk of loss caused by unanticipated market movements. In addition, there may at times be an imperfect correlation between the movement in the prices of futures contracts and the value of their underlying instruments or indexes, and there may at times not be a liquid secondary market for certain futures contracts.

Growth/Value Investing Risk. Securities that exhibit growth or value characteristics tend to perform differently and shift into and out of favor with investors depending on changes in market and economic sentiment and conditions.

High Yield Securities Risk. High yield securities and unrated securities of similar credit quality (commonly known as “junk bonds”) are considered speculative and have a much greater risk of default or of not returning principal and their values tend to be more volatile than higher-rated securities with similar maturities.

Inflation-Indexed Debt Securities Risk. The principal value of an inflation-indexed debt security is periodically adjusted according to the rate of inflation and, as a result, the value of a Fund’s yield and return will be affected by changes in the rate of inflation.

Management Risk. Investment decisions, techniques, analyses or models implemented by a Fund’s manager or sub-adviser in seeking to achieve the Fund’s investment objective may not produce expected returns, may cause the Fund’s shares to lose value or may cause the Fund to underperform other funds with similar investment objectives.

Mortgage- and Asset-Backed Securities Risk. Mortgage- and asset-backed securities may decline in value and become less liquid when defaults on the underlying mortgages or assets occur and may exhibit additional volatility in periods of rising interest rates. Rising interest rates tend to extend the duration of these securities, making them more sensitive to changes in interest rates than instruments with fixed payment schedules. When interest rates decline or are low, the prepayment of mortgages or assets underlying such securities can reduce a Fund’s returns.

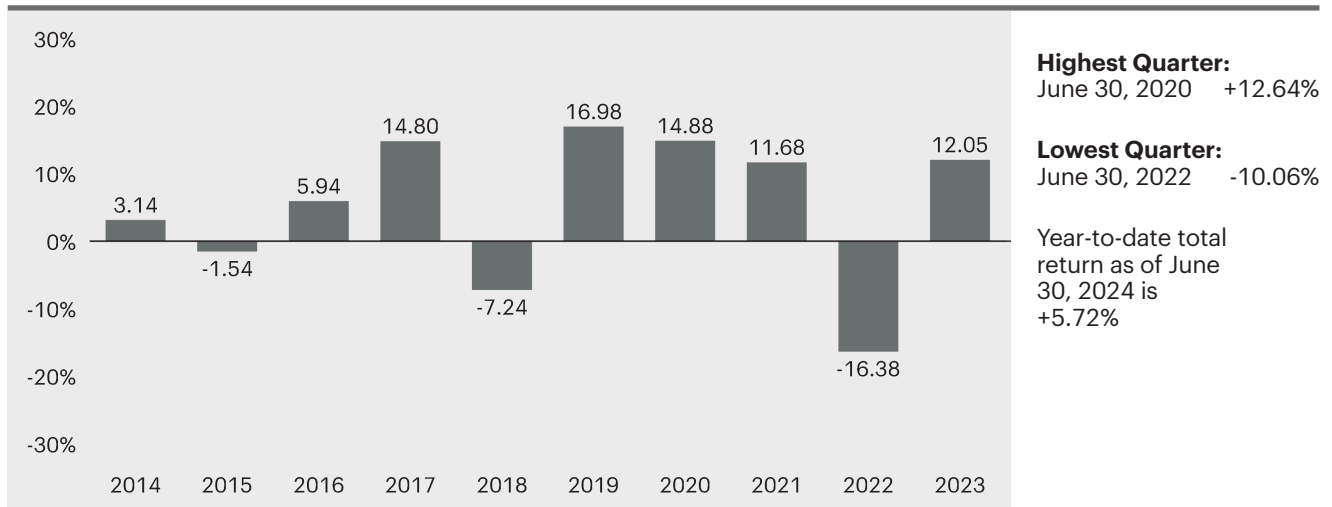
Smaller Company Securities Risk. Securities of companies with smaller market capitalizations tend to be more volatile and less liquid than those of larger companies.

U.S. Government Obligations Risk. U.S. Government obligations may be adversely impacted by changes in interest rates, and securities issued or guaranteed by U.S. Government agencies or government-sponsored entities may not be backed by the full faith and credit of the U.S. Government. U.S. Government obligations may be adversely affected by a default by, or decline in the credit quality, of the U.S. Government.

Performance

The following information provides some indication of the risks of investing in the Fund by showing changes in the Fund's performance from year to year. The Fund's average annual total returns are compared to the performance of one or more indices. The Fund's Regulatory Benchmark is a broad-based index that represents the overall securities markets relative to the Fund's asset category while the Fund's Strategy Benchmark is most closely aligned with the Fund's investment universe based on its investment strategy. Past performance before and after taxes is no guarantee of future results. Current month-end performance is available on the Fund's website at www.allspringglobal.com.

Calendar Year Total Returns for Class C as of 12/31 each year² (Returns do not reflect sales charges and would be lower if they did)



Average Annual Total Returns for the periods ended 12/31/2023 (returns reflect applicable sales charges)^{1,2}

	Inception Date of Share Class	1 Year	5 Year	10 Year
Class A (before taxes)	2/10/2017	6.42%	6.59%	4.80%
Class C (before taxes)	10/1/1997	11.05%	7.05%	5.05%
Spectrum Moderate Growth Blended Index (Strategy Benchmark) (reflects no deduction for fees, expenses, or taxes) ³		14.21%	7.81%	6.20%
Russell 3000® Index (Regulatory Benchmark) (reflects no deduction for fees, expenses, or taxes)		25.96%	15.16%	11.48%
Bloomberg U.S. Aggregate Bond Index (Regulatory Benchmark) (reflects no deduction for fees, expenses, or taxes)		5.53%	1.10%	1.81%

1. Historical performance for the Class A shares prior to their inception reflects the performance of the Class C shares and includes the higher expenses applicable to the Class C shares. If these expenses had not been included, returns for the Class A shares would be higher.
2. Prior to February 13, 2017, historical performance shown for the Class C shares reflects the performance of the Fund's predecessor WealthBuilder Portfolio share class and does not reflect the front-end sales load previously attributable to the predecessor class. The expenses for Class C shares and the predecessor share class are similar.
3. Source: Allspring Funds Management, LLC. Spectrum Moderate Growth Blended Index is composed 32% of the Russell 3000® Index, 26% of the Bloomberg U.S. Aggregate Bond Index, 14% of the Bloomberg U.S. TIPS Index, 14% of ICE BofA U.S. High Yield Constrained Index, and 14% of the MSCI ACWI ex USA Index (Net). Effective November 2, 2020, the WealthBuilder Growth Balanced Blended Index, which was composed of 42% of the Russell 3000® Index, 40% of the Bloomberg U.S. Aggregate Bond Index, and 18% of the MSCI ACWI ex USA Index (Net), was renamed the Spectrum Moderate Growth Blended Index. You cannot invest directly in an index.

After-tax returns are calculated using the historical highest individual federal marginal income tax rates and do not reflect the impact of state, local or foreign taxes. Actual after-tax returns depend on an investor's tax situation and may differ from those shown, and after-tax returns shown are not relevant to tax-exempt investors or investors who hold their Fund shares through tax-deferred arrangements, such as 401(k) Plans or Individual Retirement Accounts. After-tax returns are shown for only one class of shares. After-tax returns for any other class will vary.

Fund Management

Manager	Sub-Adviser	Portfolio Manager, Title/Managed Since
Allspring Funds Management, LLC	Allspring Global Investments, LLC	Petros N. Bocray, CFA, FRM , Portfolio Manager / 2022 Travis L. Keshenberg, CFA, CIPM, FRM , Portfolio Manager / 2018 David Kowalske, Jr. , Portfolio Manager / 2024

Purchase and Sale of Fund Shares

In general, you can buy or sell shares of the Fund online or by mail, phone or wire on any day the New York Stock Exchange is open for regular trading. You also may buy and sell shares through a financial professional.

Minimum Investments	To Buy or Sell Shares
Minimum Initial Investment Regular Accounts: \$1,000 IRAs, IRA Rollovers, Roth IRAs: \$250 UGMA/UTMA Accounts: \$50 Employer Sponsored Retirement Plans: No Minimum	Mail: Allspring Funds P.O. Box 219967 Kansas City, MO 64121-9967 Online: allspringglobal.com Phone or Wire: 1-800-222-8222 Contact your financial professional.
Minimum Additional Investment Regular Accounts, IRAs, IRA Rollovers, Roth IRAs: \$100 UGMA/UTMA Accounts: \$50 Employer Sponsored Retirement Plans: No Minimum	

Tax Information

Any distributions you receive from the Fund may be taxable as ordinary income or capital gains, except when your investment is in an IRA, 401(k) or other tax-advantaged investment plan. However, subsequent withdrawals from such a tax-advantaged investment plan may be subject to federal income tax. You should consult your tax adviser about your specific tax situation.

Payments to Intermediaries

If you purchase a Fund through an intermediary, the Fund and its related companies may pay the intermediary for the sale of Fund shares and related services. These payments may create a conflict of interest by influencing the intermediary and your financial professional to recommend the Fund over another investment. Consult your financial professional or visit your intermediary's website for more information.

Details About the Funds

Spectrum Aggressive Growth Fund

Investment Objective

The Fund seeks long-term capital appreciation with no emphasis on income.

The Fund's Board of Trustees can change this investment objective without a shareholder vote.

Principal Investment Strategies

The Fund is a fund-of-funds that invests in various affiliated and unaffiliated mutual funds and exchange-traded funds ("Underlying Funds") to pursue its investment objective. We seek to achieve the Fund's investment objective by investing at least 80% of the Fund's net assets in equity securities (through investment in Underlying Funds). The Fund is a diversified equity investment that consists of Underlying Funds that employ different and complementary investment styles to provide potential for growth. These equity styles include large company, small company, and international. The Fund will invest at least 50% and up to 70% of its assets in U.S. large company stock funds, at least 20% and up to 40% of its assets in international stock funds and up to 20% of its assets in U.S. small company stock funds. Additionally, we may invest up to 20% of the Fund's net assets in bond or alternative-style asset classes (through investment in Underlying Funds).

The Fund's "neutral" target allocation is as follows:

- 60% of the Fund's total assets in U.S. large company stock funds;
- 30% of the Fund's total assets in international stock funds; and
- 10% of the Fund's total assets in U.S. small company stock funds.

We may adjust the Fund's target allocation throughout the year.

Depending on market conditions, some equity asset classes will perform better than others. The Fund's broad diversification across equity styles and the use of tactical allocation between equity styles may help to reduce the overall impact of poor performance in any one equity asset class.

We employ both quantitative analysis and qualitative judgments in making tactical allocations among various Underlying Funds. Quantitative analysis involves the use of proprietary asset allocation models, which employ various valuation techniques. Qualitative judgments are made based on assessments of a number of factors, including economic conditions, corporate earnings, monetary policy, market valuations, investor sentiment, and market technicals. Changes to effective allocations in the Fund may be implemented with index futures contracts or by buying and selling Underlying Funds, or both.

The Fund incorporates a derivatives overlay strategy that contains three specific risk management components: 1.) Tactical Asset Allocation (TAA) Overlay, 2.) Volatility Management Overlay (VMO), and 3.) Tail Risk Management (TRM). Together these strategies will allow the Fund to attempt to manage short-term volatility, mitigate risk and/or improve returns under certain market conditions. To execute this overlay strategy, the Fund invests in long and/or short positions in exchange-traded futures contracts across a variety of asset classes, which include, but are not limited to, stocks, bonds, and currencies.

- 1.** TAA Overlay seeks to improve the Fund's risk/return profile through the tactical use of futures contracts. The TAA Overlay uses qualitative and quantitative inputs to guide equity and fixed income exposures in the Fund. Dependent upon market conditions, the TAA Overlay may increase or decrease exposures to a given asset class.
- 2.** VMO seeks to keep the Fund's short-term volatility in-line with its strategic long-term target. The VMO uses quantitative inputs and strives to decrease the portfolio's effective equity exposure when projected equity market volatility is higher than average, and increasing the portfolio's effective equity exposure when projected equity market volatility is lower than average. The VMO may increase exposures to a given asset class under certain market conditions while decreasing exposure during others.
- 3.** TRM is a quantitatively driven, structured hedging component developed to help reduce portfolio losses during severe market downturns. TRM will only seek to decrease market exposure under certain market conditions. When a portfolio breaches a certain value on the downside, downside protection (or hedge) may be added to decrease market exposure using futures. This component also systematically takes hedge profit by reducing downside protection after a severe portfolio decline.

We may actively trade portfolio securities, which may lead to higher transaction costs that may affect the Fund's performance. In addition, active trading of portfolio securities may lead to higher taxes if your shares are held in a taxable account.

The Fund may hold some of its assets in cash or in money market instruments, including U.S. Government obligations, shares of other funds and repurchase agreements, or make other short-term investments for purposes of maintaining liquidity or for short-term defensive purposes when we believe it is in the best interests of the shareholders to do so. During such periods, the Fund may not achieve its objective.

Principal Investment Risks

The Fund is primarily subject to the risks mentioned below.

- Market Risk
- Equity Securities Risk
- Underlying Funds Risk
- Alternative Investment Risk
- Derivatives Risk
- Emerging Markets Risk
- Foreign Investment Risk
- Futures Contracts Risk
- Growth/Value Investing Risk
- Management Risk
- Smaller Company Securities Risk

These and other risks could cause you to lose money in your investment in the Fund and could adversely affect the Fund's net asset value and total return. These risks are described in the "Description of Principal Investment Risks" section.

Spectrum Conservative Growth Fund

Investment Objective

The Fund seeks a combination of current income and capital appreciation.

The Fund's Board of Trustees can change this investment objective without a shareholder vote.

Principal Investment Strategies

The Fund is a fund-of-funds that invests in various affiliated and unaffiliated mutual funds and exchange-traded funds ("Underlying Funds") to pursue its investment objective. We seek to achieve the Fund's investment objective by allocating at least 20% and up to 40% of its assets to stock funds, at least 40% and up to 60% of its assets to bond funds, at least 5% and up to 25% of its assets to inflation sensitive funds and up to 15% of its assets to alternative investment funds. The Fund's broad diversification helps to reduce the overall impact of any one asset class underperforming, but may also limit upside potential.

The Fund's "neutral" target allocation is as follows:

- 28% of the Fund's total assets in stock funds;
- 54% of the Fund's total assets in bond funds;
- 14% of the Fund's total assets in inflation sensitive funds; and
- 4% of the Fund's total assets in alternative investment funds.

We may adjust the Fund's target allocation throughout the year.

The Fund is a diversified portfolio of bond, stock, inflation sensitive and alternative investment strategy funds, with an emphasis on bonds. Bond holdings may be diversified across a wide range of bond fund styles that consist of short- to long-term income-producing securities, including U.S. Government obligations, corporate bonds, below investment-grade bonds, and foreign issues. Stock holdings may be diversified across a wide range of stock fund styles, including large company, small company and international. Inflation sensitive holdings are allocated across funds with investment strategies commonly used to protect against the effects of inflation, which may include, but are not limited to, investments in inflation protected bonds, commodities, natural resources, precious metals, or real estate. Alternative investment holdings are allocated across funds that use alternative investment strategies, which may include, but are not limited to, risk premia, managed futures, merger arbitrage, global multi-asset, long-short, market neutral, or other tactical investment strategies. An Underlying Fund that is considered an "inflation sensitive fund" or "alternative investment fund" may hold equity and/or fixed income securities as part of its underlying portfolio holdings. We consider the Underlying Fund's overall strategy in determining whether it is a "stock fund," "bond fund," "inflation sensitive fund," or "alternative investment fund" for purposes of making investments consistent with the Fund's target allocations.

We employ both quantitative analysis and qualitative judgments in making tactical allocations among asset classes. Quantitative analysis involves the use of proprietary asset allocation models, which employ various valuation techniques. Qualitative judgments are made based on assessments of a number of factors, including economic conditions, corporate earnings, monetary policy, market valuations, investor sentiment, and market technicals. Changes to effective allocations in the Fund may be implemented with index futures contracts or by buying and selling Underlying Funds, or both.

The Fund incorporates a derivatives overlay strategy that contains three specific risk management components: 1.) Tactical Asset Allocation (TAA) Overlay, 2.) Volatility Management Overlay (VMO), and 3.) Tail Risk Management (TRM). Together these strategies will allow the Fund to attempt to manage short-term volatility, mitigate risk and/or improve returns under certain market conditions. To execute this overlay strategy, the Fund invests in long and/or short positions in exchange-traded futures contracts across a variety of asset classes, which include, but are not limited to, stocks, bonds, and currencies.

1. TAA Overlay seeks to improve the Fund's risk/return profile through the tactical use of futures contracts. The TAA Overlay uses qualitative and quantitative inputs to guide equity and fixed income exposures in the Fund. Dependent upon market conditions, the TAA Overlay may increase or decrease exposures to a given asset class.
2. VMO seeks to keep the Fund's short-term volatility in-line with its strategic long-term target. The VMO uses quantitative inputs and strives to decrease the portfolio's effective equity exposure when projected equity market volatility is higher than average, and increasing the portfolio's effective equity exposure when projected equity market volatility is lower than average. The VMO may increase exposures to a given asset class under certain market conditions while decreasing exposure during others.
3. TRM is a quantitatively driven, structured hedging component developed to help reduce portfolio losses during

severe market downturns. TRM will only seek to decrease market exposure under certain market conditions. When Multi-Asset Funds 33 a portfolio breaches a certain value on the downside, downside protection (or hedge) may be added to decrease market exposure using futures. This component also systematically takes hedge profit by reducing downside protection after a severe portfolio decline.

We may actively trade portfolio securities, which may lead to higher transaction costs that may affect the Fund's performance. In addition, active trading of portfolio securities may lead to higher taxes if your shares are held in a taxable account.

The Fund may hold some of its assets in cash or in money market instruments, including U.S. Government obligations, shares of other funds and repurchase agreements, or make other short-term investments for purposes of maintaining liquidity or for short-term defensive purposes when we believe it is in the best interests of the shareholders to do so. During such periods, the Fund may not achieve its objective.

Principal Investment Risks

The Fund is primarily subject to the risks mentioned below.

- Market Risk
- Debt Securities Risk
- Equity Securities Risk
- Underlying Funds Risk
- Alternative Investment Risk
- Derivatives Risk
- Emerging Markets Risk
- Foreign Currency Contracts Risk
- Foreign Investment Risk
- Futures Contracts Risk
- High Yield Securities Risk
- Inflation-Indexed Debt Securities Risk
- Management Risk
- Mortgage- and Asset-Backed Securities Risk
- Smaller Company Securities Risk
- U.S. Government Obligations Risk

These and other risks could cause you to lose money in your investment in the Fund and could adversely affect the Fund's net asset value and total return. These risks are described in the "Description of Principal Investment Risks" section.

Spectrum Growth Fund

Investment Objective

The Fund seeks capital appreciation with a secondary emphasis on current income.

The Fund's Board of Trustees can change this investment objective without a shareholder vote.

Principal Investment Strategies

The Fund is a fund-of-funds that invests in various affiliated and unaffiliated mutual funds and exchange-traded funds ("Underlying Funds") to pursue its investment objective. We seek to achieve the Fund's investment objective by allocating at least 50% and up to 70% of its assets to stock funds, at least 15% and up to 35% of its assets to bond funds, at least 5% and up to 25% of its assets to inflation sensitive funds and up to 15% of its assets to alternative investment funds. The Fund's broad diversification helps to reduce the overall impact of any one asset class underperforming, but may also limit upside potential.

The Fund's "neutral" target allocation is as follows:

- 58% of the Fund's total assets in stock funds;
- 26% of the Fund's total assets in bond funds;
- 15% of the Fund's total assets in inflation sensitive funds; and
- 3% of the Fund's total assets in alternative investment funds.

We may adjust the Fund's target allocation throughout the year.

The Fund is a diversified portfolio of stock, bond, inflation sensitive, and alternative investment strategy funds, with an emphasis on stocks. Stock holdings are diversified across a wide range of stock fund styles, including large company, small company and international. Bond holdings are diversified across a wide range of bond fund styles that consist of short- to long-term income-producing securities, including U.S. Government obligations, corporate bonds, below investment-grade bonds, and foreign issues. Inflation sensitive holdings are allocated across funds with investment strategies commonly used to protect against the effects of inflation, which may include, but are not limited to, investments in inflation protected bonds, commodities, natural resources, precious metals, or real estate. Alternative investment holdings are allocated across funds that use alternative investment strategies, which may include, but are not limited to, risk premia, managed futures, merger arbitrage, global multi-asset, long-short, market neutral, or other tactical investment strategies. An Underlying Fund that is considered an "inflation sensitive fund" or "alternative investment fund" may hold equity and/or fixed income securities as part of its underlying portfolio holdings. We consider the Underlying Fund's overall strategy in determining whether it is a "stock fund," "bond fund," "inflation sensitive fund," or "alternative investment fund" for purposes of making investments consistent with the Fund's target allocations.

We employ both quantitative analysis and qualitative judgments in making tactical allocations among asset classes. Quantitative analysis involves the use of proprietary asset allocation models, which employ various valuation techniques. Qualitative judgments are made based on assessments of a number of factors, including economic conditions, corporate earnings, monetary policy, market valuations, investor sentiment, and market technicals. Changes to effective allocations in the Fund may be implemented with index futures contracts or by buying and selling Underlying Funds, or both.

The Fund incorporates a derivatives overlay strategy that contains three specific risk management components: 1.) Tactical Asset Allocation (TAA) Overlay, 2.) Volatility Management Overlay (VMO), and 3.) Tail Risk Management (TRM). Together these strategies will allow the Fund to attempt to manage short-term volatility, mitigate risk and/or improve returns under certain market conditions. To execute this overlay strategy, the Fund invests in long and/or short positions in exchange-traded futures contracts across a variety of asset classes, which include, but are not limited to, stocks, bonds, and currencies.

1. TAA Overlay seeks to improve the Fund's risk/return profile through the tactical use of futures contracts. The TAA Overlay uses qualitative and quantitative inputs to guide equity and fixed income exposures in the Fund. Dependent upon market conditions, the TAA Overlay may increase or decrease exposures to a given asset class.
2. VMO seeks to keep the Fund's short-term volatility in-line with its strategic long-term target. The VMO uses quantitative inputs and strives to decrease the portfolio's effective equity exposure when projected equity market volatility is higher than average, and increasing the portfolio's effective equity exposure when projected equity market volatility is lower than average. The VMO may increase exposures to a given asset class under certain market conditions while decreasing exposure during others.
3. TRM is a quantitatively driven, structured hedging component developed to help reduce portfolio losses during

severe market downturns. TRM will only seek to decrease market exposure under certain market conditions. When Multi-Asset Funds 35 a portfolio breaches a certain value on the downside, downside protection (or hedge) may be added to decrease market exposure using futures. This component also systematically takes hedge profit by reducing downside protection after a severe portfolio decline.

We may actively trade portfolio securities, which may lead to higher transaction costs that may affect the Fund's performance. In addition, active trading of portfolio securities may lead to higher taxes if your shares are held in a taxable account.

The Fund may hold some of its assets in cash or in money market instruments, including U.S. Government obligations, shares of other funds and repurchase agreements, or make other short-term investments for purposes of maintaining liquidity or for short-term defensive purposes when we believe it is in the best interests of the shareholders to do so. During such periods, the Fund may not achieve its objective.

Principal Investment Risks

The Fund is primarily subject to the risks mentioned below.

- Market Risk
- Equity Securities Risk
- Debt Securities Risk
- Underlying Funds Risk
- Alternative Investment Risk
- Derivatives Risk
- Emerging Markets Risk
- Foreign Currency Contracts Risk
- Foreign Investment Risk
- Futures Contracts Risk
- Growth/Value Investing Risk
- High Yield Securities Risk
- Inflation-Indexed Debt Securities Risk
- Management Risk
- Mortgage- and Asset-Backed Securities Risk
- Smaller Company Securities Risk
- U.S. Government Obligations Risk

These and other risks could cause you to lose money in your investment in the Fund and could adversely affect the Fund's net asset value and total return. These risks are described in the "Description of Principal Investment Risks" section.

Spectrum Income Allocation Fund

Investment Objective

The Fund seeks current income with a secondary emphasis on capital appreciation.

The Fund's Board of Trustees can change this investment objective without a shareholder vote.

Principal Investment Strategies

The Fund is a fund-of-funds that invests in various affiliated and unaffiliated mutual funds and exchange-traded funds ("Underlying Funds") to pursue its investment objective. We seek to achieve the Fund's investment objective by allocating up to 20% of its assets to stock funds, at least 65% and up to 85% of its assets to bond funds, up to 20% of its assets to inflation sensitive funds and up to 15% of its assets to alternative investment funds. The Fund's broad diversification helps to reduce the overall impact of any one asset class underperforming, but may also limit upside potential.

The Fund's "neutral" target allocation is as follows:

- 10% of the Fund's total assets in stock funds;
- 77% of the Fund's total assets in bond funds;
- 10% of the Fund's total assets in inflation sensitive funds; and
- 3% of the Fund's total assets in alternative investment funds.

We may adjust the Fund's target allocation throughout the year.

The Fund is a diversified portfolio of bond, stock, inflation sensitive and alternative investment strategy funds, with an emphasis on bonds. Bond holdings may be diversified across a wide range of bond fund styles that consist of short- to long-term income-producing securities, including U.S. Government obligations, corporate bonds, below investment-grade bonds and foreign issues. Stock holdings may be diversified across a wide range of stock fund styles, including large company, small company and international. Inflation sensitive holdings are allocated across funds with investment strategies commonly used to protect against the effects of inflation, which may include, but are not limited to, investments in inflation protected bonds, commodities, natural resources, precious metals, or real estate. Alternative investment holdings are allocated across funds that use alternative investment strategies, which may include, but are not limited to, risk premia, managed futures, merger arbitrage, global multi-asset, long-short, market neutral, or other tactical investment strategies. An Underlying Fund that is considered an "inflation sensitive fund" or "alternative investment fund" may hold equity and/or fixed income securities as part of its underlying portfolio holdings. We consider the Underlying Fund's overall strategy in determining whether it is a "stock fund," "bond fund," "inflation sensitive fund," or "alternative investment fund" for purposes of making investments consistent with the Fund's target allocations.

We employ both quantitative analysis and qualitative judgments in making tactical allocations among asset classes. Quantitative analysis involves the use of proprietary asset allocation models, which employ various valuation techniques. Qualitative judgments are made based on assessments of a number of factors, including economic conditions, corporate earnings, monetary policy, market valuations, investor sentiment, and market technicals. Changes to effective allocations in the Fund may be implemented with index futures contracts or by buying and selling Underlying Funds, or both.

The Fund incorporates a derivatives overlay strategy that contains three specific risk management components: 1.) Tactical Asset Allocation (TAA) Overlay, 2.) Volatility Management Overlay (VMO), and 3.) Tail Risk Management (TRM). Together these strategies will allow the Fund to attempt to manage short-term volatility, mitigate risk and/or improve returns under certain market conditions. To execute this overlay strategy, the Fund invests in long and/or short positions in exchange-traded futures contracts across a variety of asset classes, which include, but are not limited to, stocks, bonds, and currencies.

1. TAA Overlay seeks to improve the Fund's risk/return profile through the tactical use of futures contracts. The TAA Overlay uses qualitative and quantitative inputs to guide equity and fixed income exposures in the Fund. Dependent upon market conditions, the TAA Overlay may increase or decrease exposures to a given asset class.
2. VMO seeks to keep the Fund's short-term volatility in-line with its strategic long-term target. The VMO uses quantitative inputs and strives to decrease the portfolio's effective equity exposure when projected equity market volatility is higher than average, and increasing the portfolio's effective equity exposure when projected equity market volatility is lower than average. The VMO may increase exposures to a given asset class under certain market conditions while decreasing exposure during others.
3. TRM is a quantitatively driven, structured hedging component developed to help reduce portfolio losses during

severe market downturns. TRM will only seek to decrease market exposure under certain market conditions. When Multi-Asset Funds 37 a portfolio breaches a certain value on the downside, downside protection (or hedge) may be added to decrease market exposure using futures. This component also systematically takes hedge profit by reducing downside protection after a severe portfolio decline.

We may actively trade portfolio securities, which may lead to higher transaction costs that may affect the Fund's performance. In addition, active trading of portfolio securities may lead to higher taxes if your shares are held in a taxable account.

The Fund may hold some of its assets in cash or in money market instruments, including U.S. Government obligations, shares of other funds and repurchase agreements, or make other short-term investments for purposes of maintaining liquidity or for short-term defensive purposes when we believe it is in the best interests of the shareholders to do so. During such periods, the Fund may not achieve its objective.

Principal Investment Risks

The Fund is primarily subject to the risks mentioned below.

- Market Risk
- Debt Securities Risk
- Equity Securities Risk
- Underlying Funds Risk
- Alternative Investment Risk
- Derivatives Risk
- Emerging Markets Risk
- Foreign Currency Contracts Risk
- Foreign Investment Risk
- Futures Contracts Risk
- Growth/Value Investing Risk
- High Yield Securities Risk
- Inflation-Indexed Debt Securities Risk
- Management Risk
- Mortgage- and Asset-Backed Securities Risk
- Smaller Company Securities Risk
- U.S. Government Obligations Risk

These and other risks could cause you to lose money in your investment in the Fund and could adversely affect the Fund's net asset value and total return. These risks are described in the "Description of Principal Investment Risks" section.

Spectrum Moderate Growth Fund

Investment Objective

The Fund seeks a combination of capital appreciation and current income.

The Fund's Board of Trustees can change this investment objective without a shareholder vote.

Principal Investment Strategies

The Fund is a fund-of-funds that invests in various affiliated and unaffiliated mutual funds and exchange-traded funds ("Underlying Funds") to pursue its investment objective. We seek to achieve the Fund's investment objective by allocating at least 35% and up to 55% of its assets to stock funds, at least 25% and up to 45% of its assets to bond funds, at least 5% and up to 25% of its assets to inflation sensitive funds and up to 15% of its assets to alternative investment funds. The Fund's broad diversification helps to reduce the overall impact of any one asset class underperforming, but may also limit upside potential.

The Fund's "neutral" target allocation is as follows:

- 45% of the Fund's total assets in stock funds;
- 37% of the Fund's total assets in bond funds;
- 14% of the Fund's total assets in inflation sensitive funds; and
- 4% of the Fund's total assets in alternative investment funds.

We may adjust the Fund's target allocation throughout the year.

The Fund is a diversified portfolio of stock, bond, inflation sensitive, and alternative investment strategy funds, with an emphasis on stocks. Stock holdings are diversified across a wide range of stock fund styles, including large company, small company and international. Bond holdings are diversified across a wide range of bond fund styles that consist of short- to long-term income-producing securities, including U.S. Government obligations, corporate bonds, below investment-grade bonds, and foreign issues. Inflation sensitive holdings are allocated across funds with investment strategies commonly used to protect against the effects of inflation, which may include, but are not limited to, investments in inflation protected bonds, commodities, natural resources, precious metals, or real estate. Alternative investment holdings are allocated across funds that use alternative investment strategies, which may include, but are not limited to, risk premia, managed futures, merger arbitrage, global multi-asset, long-short, market neutral, or other tactical investment strategies. An Underlying Fund that is considered an "inflation sensitive fund" or "alternative investment fund" may hold equity and/or fixed income securities as part of its underlying portfolio holdings. We consider the Underlying Fund's overall strategy in determining whether it is a "stock fund," "bond fund," "inflation sensitive fund," or "alternative investment fund" for purposes of making investments consistent with the Fund's target allocations.

We employ both quantitative analysis and qualitative judgments in making tactical allocations among asset classes. Quantitative analysis involves the use of proprietary asset allocation models, which employ various valuation techniques. Qualitative judgments are made based on assessments of a number of factors, including economic conditions, corporate earnings, monetary policy, market valuations, investor sentiment, and market technicals. Changes to effective allocations in the Fund may be implemented with index futures contracts or by buying and selling Underlying Funds, or both.

The Fund incorporates a derivatives overlay strategy that contains three specific risk management components: 1.) Tactical Asset Allocation (TAA) Overlay, 2.) Volatility Management Overlay (VMO), and 3.) Tail Risk Management (TRM). Together these strategies will allow the Fund to attempt to manage short-term volatility, mitigate risk and/or improve returns under certain market conditions. To execute this overlay strategy, the Fund invests in long and/or short positions in exchange-traded futures contracts across a variety of asset classes, which include, but are not limited to, stocks, bonds, and currencies.

1. TAA Overlay seeks to improve the Fund's risk/return profile through the tactical use of futures contracts. The TAA Overlay uses qualitative and quantitative inputs to guide equity and fixed income exposures in the Fund. Dependent upon market conditions, the TAA Overlay may increase or decrease exposures to a given asset class.
2. VMO seeks to keep the Fund's short-term volatility in-line with its strategic long-term target. The VMO uses quantitative inputs and strives to decrease the portfolio's effective equity exposure when projected equity market volatility is higher than average, and increasing the portfolio's effective equity exposure when projected equity market volatility is lower than average. The VMO may increase exposures to a given asset class under certain market conditions while decreasing exposure during others.
3. TRM is a quantitatively driven, structured hedging component developed to help reduce portfolio losses during

severe market downturns. TRM will only seek to decrease market exposure under certain market conditions. When Multi-Asset Funds 39 a portfolio breaches a certain value on the downside, downside protection (or hedge) may be added to decrease market exposure using futures. This component also systematically takes hedge profit by reducing downside protection after a severe portfolio decline.

We may actively trade portfolio securities, which may lead to higher transaction costs that may affect the Fund's performance. In addition, active trading of portfolio securities may lead to higher taxes if your shares are held in a taxable account.

The Fund may hold some of its assets in cash or in money market instruments, including U.S. Government obligations, shares of other funds and repurchase agreements, or make other short-term investments for purposes of maintaining liquidity or for short-term defensive purposes when we believe it is in the best interests of the shareholders to do so. During such periods, the Fund may not achieve its objective.

Principal Investment Risks

The Fund is primarily subject to the risks mentioned below.

- Market Risk
- Equity Securities Risk
- Debt Securities Risk
- Underlying Funds Risk
- Alternative Investment Risk
- Derivatives Risk
- Emerging Markets Risk
- Foreign Currency Contracts Risk
- Foreign Investment Risk
- Futures Contracts Risk
- Growth/Value Investing Risk
- High Yield Securities Risk
- Inflation-Indexed Debt Securities Risk
- Management Risk
- Mortgage- and Asset-Backed Securities Risk
- Smaller Company Securities Risk
- U.S. Government Obligations Risk

These and other risks could cause you to lose money in your investment in the Fund and could adversely affect the Fund's net asset value and total return. These risks are described in the "Description of Principal Investment Risks" section.

The Underlying Funds

Fees and Expenses of the Underlying Funds

Each Fund's shareholders will bear indirectly a pro-rata portion of the expenses of the Underlying Funds, which may result in your incurring greater expenses than if you were to invest directly in the Underlying Funds. In addition, Allspring Funds Management, Allspring Global Investments, LLC ("Allspring Investments") and/or their affiliates, including the Funds' distributor, receive fees from the affiliated Underlying Funds for providing various services to the Underlying Funds. For example, Allspring Funds Management receives advisory fees and Allspring Investments receives sub-advisory fees from the affiliated Underlying Funds, which creates a conflict of interest for Allspring Funds Management and Allspring Investments when selecting Underlying Funds for investment.

Description of Principal Investment Risks

Understanding the risks involved in fund investing will help you make an informed decision that takes into account your risk tolerance and preferences. The risks that are most likely to have a material effect on a particular Fund as a whole are called "principal risks." The principal risks for each Fund have been previously identified and are described below (in alphabetical order). Additional information about the principal risks is included in the Statement of Additional Information.

Alternative Investment Risk. Alternative investment strategies, which may include, but are not limited to, investing in non-traditional investments such as commodities, or following risk premia, managed futures, merger arbitrage, global multi-asset, long-short, market neutral, systematic or other tactical investment strategies, may involve complex securities types or transactions and extensive short positions and/or focus on narrow segments of the market, which may increase and/or magnify the overall risks and volatility associated with the strategies. The performance of alternative investments generally is not intended to correlate closely with more traditional investments but they may still decline in value when equity or fixed income markets, or both, decline, or may not otherwise perform as expected. Alternative investments can be highly volatile, may be less liquid, and are generally more complex and less transparent than traditional investments.

Debt Securities Risk. Debt securities are subject to credit risk and interest rate risk. Credit risk is the possibility that the issuer or guarantor of a debt security may be unable, or perceived to be unable or unwilling, to pay interest or repay principal when they become due. In these instances, the value of an investment could decline and the Fund could lose money. Credit risk increases as an issuer's credit quality or financial strength declines. The credit quality of a debt security may deteriorate rapidly and cause significant deterioration in the Fund's net asset value. Interest rate risk is the possibility that interest rates will change over time. When interest rates rise, the value of debt securities tends to fall. The longer the terms of the debt securities held by a Fund, the more the Fund is subject to this risk. If interest rates decline, interest that the Fund is able to earn on its investments in debt securities may also decline, which could cause the Fund to reduce the dividends it pays to shareholders, but the value of those securities may increase. Some debt securities give the issuers the option to call, redeem or prepay the securities before their maturity dates. If an issuer calls, redeems or prepays a debt security during a time of declining interest rates, the Fund might have to reinvest the proceeds in a security offering a lower yield, and therefore might not benefit from any increase in value as a result of declining interest rates. Very low or negative interest rates may magnify interest rate risk. Changing interest rates, including rates that fall below zero, may have unpredictable effects on markets, may result in heightened market volatility and may detract from Fund performance to the extent the Fund is exposed to such interest rates. Interest rate changes and their impact on the Fund and its share price can be sudden and unpredictable. Changes in market conditions and government policies may lead to periods of heightened volatility in the debt securities market, reduced liquidity Fund investments and an increase in Fund redemptions.

Derivatives Risk. The use of derivatives, such as futures, options and swap agreements, presents risks different from, and possibly greater than, the risks associated with investing directly in traditional securities. The use of derivatives can lead to losses because of adverse movements in the price or value of the derivatives' underlying assets, indexes or rates and the derivatives themselves, which may be magnified by certain features of the derivatives. These risks are heightened when derivatives are used to enhance a Fund's return or as a substitute for a position or security, rather than solely to hedge (or mitigate) the risk of a position or security held by the Fund. The success of a derivative strategy will be affected by the portfolio manager's ability to assess and predict market or economic developments and their impact on the derivatives' underlying assets, indexes or reference rates, as well as the derivatives themselves. Certain derivative instruments may become illiquid and, as a result, may be difficult to sell when the portfolio manager believes it would be appropriate to do so. Certain derivatives create leverage, which can magnify the impact of a decline in the value of their underlying assets, indexes or reference rates, and increase the volatility of the Fund's net asset value.

Certain derivatives (e.g., over-the-counter swaps) are also subject to the risk that the counterparty to the derivative contract will be unwilling or unable to fulfill its contractual obligations, which may cause a Fund to lose money, suffer delays or incur costs arising from holding or selling an underlying asset. Changes in laws or regulations may make the use of derivatives more costly, may limit the availability of derivatives, or may otherwise adversely affect the use, value or performance of derivatives.

Emerging Markets Risk. Emerging market securities typically present even greater exposure to the risks described under “Foreign Investment Risk” and may be particularly sensitive to global economic conditions. For example, emerging market countries are typically more dependent on exports and are, therefore, more vulnerable to recessions in other countries. Emerging markets tend to have less developed legal and financial systems and a smaller market capitalization than markets in developed countries. Some emerging markets are subject to greater political instability. Additionally, emerging markets may have more volatile currencies and be more sensitive than developed markets to a variety of economic factors, including inflation. Emerging market securities are also typically less liquid than securities of developed countries and could be difficult to sell, particularly during a market downturn.

Equity Securities Risk. The values of equity securities may experience periods of substantial price volatility and may decline significantly over short time periods. In general, the values of equity securities are more volatile than those of debt securities. Equity securities fluctuate in value and price in response to factors specific to the issuer of the security, such as management performance, financial condition, and market demand for the issuer’s products or services, as well as factors unrelated to the fundamental condition of the issuer, including general market, economic and political conditions. Investing in equity securities poses risks specific to an issuer, as well as to the particular type of company issuing the equity securities. For example, investing in the equity securities of small- or mid-capitalization companies can involve greater risk than is customarily associated with investing in stocks of larger, more-established companies. Different parts of a market, industry and sector may react differently to adverse issuer, market, regulatory, political, and economic developments. Negative news or a poor outlook for a particular industry or sector can cause the share prices of securities of companies in that industry or sector to decline. This risk may be heightened for a Fund that invests a substantial portion of its assets in a particular industry or sector.

Foreign Currency Contracts Risk. A Fund that enters into forwards or other foreign currency contracts, which are a type of derivative, is subject to the risk that the portfolio manager may be incorrect in his or her judgment of future exchange rate changes. The Fund’s gains from positions in foreign currency contracts may accelerate and/or lead to recharacterization of the Fund’s income or gains and its distributions to shareholders. The Fund’s losses from such positions may also lead to recharacterization of the Fund’s income and its distributions to shareholders and may cause a return of capital to Fund shareholders.

Foreign Investment Risk. Foreign investments may be subject to lower liquidity, greater price volatility and risks related to adverse political, regulatory, market or economic developments. Foreign companies may be subject to significantly higher levels of taxation than U.S. companies, including potentially confiscatory levels of taxation, thereby reducing the earnings potential of such foreign companies. Foreign investments may involve exposure to changes in foreign currency exchange rates. Such changes may reduce the U.S. dollar value of the investments. Foreign investments may be subject to additional risks, such as potentially higher withholding and other taxes, and may also be subject to greater trade settlement, custodial, and other operational risks than domestic investments. Certain foreign markets may also be characterized by less stringent investor protection and disclosure standards.

Futures Contracts Risk. A Fund that uses futures contracts, which are a type of derivative, is subject to the risk of loss caused by unanticipated market movements. In addition, there may at times be an imperfect correlation between the movement in the prices of futures contracts and the value of their underlying instruments or indexes, and there may at times not be a liquid secondary market for certain futures contracts.

Growth/Value Investing Risk. Securities that exhibit certain characteristics, such as growth characteristics or value characteristics, tend to perform differently and shift into and out of favor with investors depending on changes in market and economic sentiment and conditions. As a result, a Fund’s performance may at times be worse than the performance of other mutual funds that invest more broadly or in securities that exhibit different characteristics.

High Yield Securities Risk. High yield securities and unrated securities of similar credit quality (commonly known as “junk bonds”) are considered speculative and have a much greater risk of default (or in the case of bonds currently in default, of not returning principal) and their values tend to be more volatile than higher-rated securities with similar maturities. Additionally, these securities tend to be less liquid and more difficult to value than higher-rated securities.

Inflation-Indexed Debt Securities Risk. The principal value of an inflation-indexed debt security is periodically adjusted according to the rate of inflation and, as a result, a Fund’s yield and return will be affected by changes in the rate of

inflation. If the reference inflation index rate falls, the principal value of an inflation-indexed debt security will decline, which will cause the value of the Fund's shares and the amount of interest payable on such security to be reduced.

Management Risk. Investment decisions, techniques, analyses or models implemented by a Fund's manager or sub-adviser in seeking to achieve the Fund's investment objective may not produce the returns expected, may cause the Fund's shares to lose value or may cause the Fund to underperform other funds with similar investment objectives.

Market Risk. The values of, and/or the income generated by, securities held by a Fund may decline due to general market conditions or other factors, including those directly involving the issuers of such securities. Securities markets are volatile and may decline significantly in response to adverse issuer, regulatory, political, or economic developments. Different sectors of the market and different security types may react differently to such developments. Political, geopolitical, natural and other events, including war, terrorism, trade disputes, government shutdowns, market closures, inflation, natural and environmental disasters, epidemics, pandemics and other public health crises and related events have led, and in the future may lead, to economic uncertainty, decreased economic activity, increased market volatility and other disruptive effects on U.S. and global economies and markets. Such events may have significant adverse direct or indirect effects on a Fund and its investments. In addition, economies and financial markets throughout the world are becoming increasingly interconnected, which increases the likelihood that events or conditions in one country or region will adversely impact markets or issuers in other countries or regions.

Mortgage- and Asset-Backed Securities Risk. Mortgage- and asset-backed securities are subject to risk of default on the underlying mortgages or assets, particularly during periods of economic downturn. Defaults on the underlying mortgages or assets may cause such securities to decline in value and become less liquid. Rising interest rates tend to extend the duration of these securities, making them more sensitive to changes in interest rates than instruments with fixed payment schedules. As a result, in a period of rising interest rates, these securities may exhibit additional volatility. When interest rates decline or are low, borrowers may pay off their mortgage or other debts sooner than expected, which can reduce the returns of a Fund. Funds that may enter into mortgage dollar roll transactions are subject to the risk that the market value of the securities that are required to be repurchased in the future may decline below the agreed upon repurchase price. They also involve the risk that the party to whom the securities are sold may become insolvent, limiting a Fund's ability to repurchase securities at the agreed upon price.

Smaller Company Securities Risk. Securities of companies with smaller market capitalizations tend to be more volatile and less liquid than those of larger companies. Smaller companies may have no or relatively short operating histories, limited financial resources or may have recently become public companies. Some of these companies have aggressive capital structures, including high debt levels, or are involved in rapidly growing or changing industries and/or new technologies.

Underlying Funds Risk. The risks associated with a Fund include the risks related to each Underlying Fund in which the Fund invests. To the extent that an Underlying Fund actively trades its securities, the Fund will experience the consequences of a higher-than-average portfolio turnover rate, such as increased trading expenses and higher short-term capital gains. Investments in the Fund result in your incurring higher expenses than if you were to invest directly in the Underlying Funds in which the Fund invests.

U.S. Government Obligations Risk. U.S. Government obligations may be adversely impacted by changes in interest rates, and securities issued or guaranteed by U.S. Government agencies or government-sponsored entities may not be backed by the full faith and credit of the U.S. Government. If a government-sponsored entity is unable to meet its obligations or its creditworthiness declines, the performance of a Fund that holds securities issued or guaranteed by the entity will be adversely impacted. U.S. Government obligations may be adversely affected by a default by, or decline in the credit quality, of the U.S. Government.

Portfolio Holdings Information

A description of the Allspring Funds' policies and procedures with respect to disclosure of the Funds' portfolio holdings is available in the Funds' Statement of Additional Information.

Pricing Fund Shares

A Fund's net asset value ("NAV") is the value of a single share. The NAV is calculated as of the close of regular trading on the New York Stock Exchange ("NYSE") (generally 4:00 p.m. Eastern time) on each day that the NYSE is open, although a Fund may deviate from this calculation time under unusual or unexpected circumstances. The NAV is calculated separately for each class of shares of a multiple-class Fund. The most recent NAV for each class of a Fund is available at allspringglobal.com. To calculate the NAV of a Fund's shares, the Fund's assets are valued and totaled, liabilities are subtracted, and the balance, called net assets, is divided by the number of shares outstanding. The price at which a purchase or redemption request is processed is based on the next NAV calculated after the request is received in good order. Generally, NAV is not calculated, and purchase and redemption requests are not processed, on days that the NYSE is closed for trading; however, under unusual or unexpected circumstances, a Fund may elect to remain open even on days that the NYSE is closed or closes early. To the extent that a Fund's assets are traded in various markets on days when the Fund is closed, the value of the Fund's assets may be affected on days when you are unable to buy or sell Fund shares. Conversely, trading in some of a Fund's assets may not occur on days when the Fund is open.

With respect to any portion of a Fund's assets that may be invested in other investment companies, the value of the Fund's shares is based on the NAV of the shares of the other investment companies in which the Fund invests. The valuation methods used by investment companies in pricing their shares, including the circumstances under which they will use fair value pricing and the effects of using fair value pricing, are included in the prospectuses of such funds. To the extent a Fund invests a portion of its assets in non-registered investment vehicles, the Fund's interests in the non-registered vehicles are fair valued at NAV.

With respect to a Fund's assets invested directly in securities, the Fund's investments are generally valued at current market prices. Equity securities, options and futures are generally valued at the official closing price or, if none, the last reported sales price on the primary exchange or market on which they are listed (closing price). Equity securities that are not traded primarily on an exchange are generally valued at the quoted bid price obtained from a broker-dealer.

Debt securities are valued at the evaluated bid price provided by an independent pricing service or, if a reliable price is not available, the quoted bid price from an independent broker-dealer.

We are required to depart from these general valuation methods and use fair value pricing methods to determine the values of certain investments if we believe that the closing price or the quoted bid price of a security, including a security that trades primarily on a foreign exchange, does not accurately reflect its current market value as of the time a Fund calculates its NAV. The closing price or the quoted bid price of a security may not reflect its current market value if, among other things, a significant event occurs after the closing price or quoted bid price are made available, but before the time as of which a Fund calculates its NAV, that materially affects the value of the security. We use various criteria, including a systemic evaluation of U.S. market moves after the close of foreign markets, in deciding whether a foreign security's market price is still reliable and, if not, what fair market value to assign to the security. In addition, we use fair value pricing to determine the value of investments in securities and other assets, including illiquid securities, for which current market quotations or evaluated prices from a pricing service or broker-dealer are not readily available.

The fair value of a Fund's securities and other assets is determined in good faith pursuant to policies and procedures adopted by the Fund's Board of Trustees. Pursuant to such policies and procedures, the Board has appointed the Manager as the Fund's valuation designee (the "Valuation Designee") to perform all fair valuations of the Fund's portfolio investments, subject to the Board's oversight. As the Valuation Designee, the Manager has established procedures for its fair valuation of the Fund's portfolio investments. These procedures address, among other things, determining when market quotations are not readily available or reliable and the methodologies to be used for determining the fair value of investments, as well as the use and oversight of third-party pricing services for fair valuation. In light of the judgment involved in making fair value decisions, there can be no assurance that a fair value assigned to a particular security is accurate or that it reflects the price that the Fund could obtain for such security if it were to sell the security at the time as of which fair value pricing is determined. Such fair value pricing may result in NAVs that are higher or lower than NAVs based on the closing price or quoted bid price. See the Statement of Additional Information for additional details regarding the determination of NAVs.

Management of the Funds

The Manager

Allspring Funds Management, LLC (“Allspring Funds Management”), headquartered at 1415 Vantage Park Drive, 3rd Floor, Charlotte, NC 28203, provides advisory and Fund-level administrative services to the Funds pursuant to an investment management agreement (“Management Agreement”). Allspring Funds Management is a wholly owned subsidiary of Allspring Global Investments Holdings, LLC, a holding company indirectly owned by certain private funds of GTCR LLC and Reverence Capital Partners, L.P. Allspring Funds Management is a registered investment adviser that provides advisory services for registered mutual funds, closed-end funds and other funds and accounts.

Allspring Funds Management is responsible for implementing the investment objectives and strategies of the Funds. Allspring Funds Management’s investment professionals review and analyze the Funds’ performance, including relative to peer funds, and monitor the Funds’ compliance with their investment objectives and strategies. Allspring Funds Management is responsible for reporting to the Board on investment performance and other matters affecting the Funds. When appropriate, Allspring Funds Management recommends to the Board enhancements to Fund features, including changes to Fund investment objectives, strategies and policies. Allspring Funds Management also communicates with shareholders and intermediaries about Fund performance and features.

Allspring Funds Management is also responsible for providing Fund-level administrative services to the Funds, which include, among others, providing such services in connection with the Funds’ operations; developing and implementing procedures for monitoring compliance with regulatory requirements and compliance with the Funds’ investment objectives, policies and restrictions; and providing any other Fund-level administrative services reasonably necessary for the operation of the Funds, other than those services that are provided by the Funds’ transfer and dividend disbursing agent, custodian and fund accountant.

To assist Allspring Funds Management in implementing the investment objectives and strategies of the Funds, Allspring Funds Management may contract with one or more sub-advisers to provide day-to-day portfolio management services to the Funds. Allspring Funds Management employs a team of investment professionals who identify and recommend the initial hiring of any sub-adviser and oversee and monitor the activities of any sub-adviser on an ongoing basis. Allspring Funds Management retains overall responsibility for the investment activities of the Funds.

A discussion regarding the basis for the Board’s approval of the Management Agreement and any applicable sub-advisory agreements for each Fund is available in the Fund’s Annual report for the period ended April 30th.

For each Fund’s most recent fiscal year end, the management fee paid to Allspring Funds Management pursuant to the Management Agreement, net of any applicable waivers and reimbursements, was as follows:

Management Fees Paid

	As a % of average daily net assets
Spectrum Aggressive Growth Fund	0.24%
Spectrum Conservative Growth Fund	0.21%
Spectrum Growth Fund	0.21%
Spectrum Income Allocation Fund	0.15%
Spectrum Moderate Growth Fund	0.24%

The Sub-Adviser and Portfolio Managers

The following sub-adviser and portfolio managers provide day-to-day portfolio management services to the Funds. These services include making purchases and sales of securities and other investment assets for the Funds, selecting broker-dealers, negotiating brokerage commission rates and maintaining portfolio transaction records. The sub-adviser is compensated for its services by Allspring Funds Management from the fees Allspring Funds Management receives for its services as Manager to the Funds. The Statement of Additional Information provides additional information about the portfolio managers' compensation, other accounts managed by the portfolio managers and the portfolio managers' ownership of securities in the Funds.

Allspring Global Investments, LLC ("Allspring Investments") is a registered investment adviser located at 1415 Vantage Park Drive, 3rd Floor, Charlotte, NC 28203. Allspring Investments, an affiliate of Allspring Funds Management and wholly owned subsidiary of Allspring Global Investments Holdings, LLC, is a multi-boutique asset management firm committed to delivering superior investment services to institutional clients, including investment companies.

Petros N. Bocray, CFA, FRM	Mr. Bocray joined Allspring Investments or one of its predecessor firms in 2006, where he currently serves as a Portfolio Manager for the Multi-Asset Solutions team. Prior to joining the Multi-Asset Solutions team, he held a similar role with the Quantitative Strategies group at Allspring Investments where he co-managed several of the team's portfolios.
Travis L. Keshemberg, CFA, CIPM, FRM	Mr. Keshemberg joined Allspring Investments in 2016, where he currently serves as a Portfolio Manager for the Multi-Asset Solutions team. Prior to joining Allspring Investments, Mr. Keshemberg was a Director of Research at Allspring Funds Management, LLC.
David Kowalske, Jr.	Mr. Kowalske joined Allspring Investments or one of its predecessor firms in 2014, where he currently serves as a Portfolio Manager for the Systematic Edge Multi-Asset Solutions team. Prior to joining Allspring Investments, Mr. Kowalske worked as an Investment Analyst at Fidelity's Global Asset Allocation Division.

Multi-Manager Arrangement

The Funds and Allspring Funds Management have obtained an exemptive order from the SEC that permits Allspring Funds Management, subject to Board approval, to select certain sub-advisers and enter into or amend sub-advisory agreements with them, without obtaining shareholder approval. The SEC order extends to sub-advisers that are not otherwise affiliated with Allspring Funds Management or the Funds, as well as sub-advisers that are wholly-owned subsidiaries of Allspring Funds Management or of a company that wholly owns Allspring Funds Management. In addition, the SEC staff, pursuant to no-action relief, has extended multi-manager relief to any affiliated sub-adviser, such as affiliated sub-advisers that are not wholly-owned subsidiaries of Allspring Funds Management or of a company that wholly owns Allspring Funds Management, provided certain conditions are satisfied (all such sub-advisers covered by the order or relief, "Multi-Manager Sub-Advisers").

As such, Allspring Funds Management, with Board approval, may hire or replace Multi-Manager Sub-Advisers for each Fund that is eligible to rely on the order or relief. Allspring Funds Management, subject to Board oversight, has the responsibility to oversee Multi-Manager Sub-Advisers and to recommend their hiring, termination and replacement. If a new sub-adviser is hired for a Fund pursuant to the order or relief, the Fund is required to notify shareholders within 90 days. The Funds are not required to disclose the individual fees that Allspring Funds Management pays to a Multi-Manager Sub-Adviser.

Account Information

Share Class Eligibility

Please see the section entitled “Purchase and Sale of Fund Shares” in the Fund Summary for a schedule of minimum investment amounts. Purchases made through a customer account at an intermediary may be subject to different minimum investment amounts. Please contact your financial professional for additional information.

We allow reduced minimum initial and subsequent investment amounts if you sign up for an automatic investment plan. For additional information regarding available automatic plans, please see the section entitled “Account Policies” below.

Your Fund may offer other classes of shares in addition to those offered through this Prospectus. You may be eligible to invest in one or more of these other classes of shares. Each share class bears varying expenses and may differ in other features. Consult your financial professional for more information regarding a Fund’s available share classes.

The information in this Prospectus is not intended for distribution to, or use by, any person or entity in any non-U.S. jurisdiction or country where such distribution or use would be contrary to any law or regulation, or which would subject Fund shares to any registration requirement within such jurisdiction or country.

Share Class Features

The table below summarizes the key features of the share classes offered through this Prospectus. You should review the “Reductions and Waivers of Sales Charges” section of the Prospectus before choosing which share class to buy. You also should review your Fund’s table of Annual Fund Operating Expenses, as other fees and expenses may vary by class.

	Class A	Class C
Front-End Sales Charge	5.75%	None
Contingent Deferred Sales Charge (“CDSC”)	None (except that if you redeem Class A shares purchased at or above the \$1,000,000 breakpoint level within eighteen months from the date of purchase, you will pay a CDSC of 1.00%)	1% if shares are sold within one year after purchase
Ongoing Distribution (“12b-1”) Fees	None	0.75%
Shareholder Servicing Fee	0.25%	0.25%
Purchase Maximum	None	Not to equal or exceed \$1,000,000
Annual Expenses	Lower ongoing expenses than Class C	Higher ongoing expenses than Class A because of 12b-1 fees
Conversion Feature	None	Yes. Converts to Class A shares after 8 years

Information regarding sales charges, breakpoint levels, reductions and waivers is also available free of charge on our website at www.allspringglobal.com. You may wish to discuss your choice of share class with your financial professional.

Class A Shares Sales Charges

If you choose to buy Class A shares, you will pay the public offering price which is the NAV plus the applicable sales charge. Since sales charges are reduced for Class A share purchases above certain dollar amounts, known as “breakpoint levels,” the public offering price is lower for these purchases. The dollar amount of the sales charge is the difference between the public offering price of the shares purchased (based on the applicable sales charge in the table below) and the NAV of those shares. As described below, existing holdings may count towards meeting the breakpoint level applicable to an additional purchase. Because of rounding in the calculation of the public offering price, the actual sales charge you pay may be more or less than that calculated using the percentages shown below.

Class A Shares Sales Charge Schedule

Amount of Purchase	Front-end Sales Charge As % of Public Offering Price	Front-end Sales Charge As % of Net Amount Invested	Commission Paid to Intermediary As % of Public Offering Price
Less than \$50,000	5.75%	6.10%	5.00%
\$50,000 but less than \$100,000	4.75%	4.99%	4.00%
\$100,000 but less than \$250,000	3.75%	3.90%	3.00%
\$250,000 but less than \$500,000	2.75%	2.83%	2.25%
\$500,000 but less than \$1,000,000	2.00%	2.04%	1.75%
\$1,000,000 and over	0.00% ¹	0.00%	1.00% ²

1. If you redeem Class A shares purchased at or above the \$1,000,000 breakpoint level within eighteen months from the date of purchase, you will pay a CDSC of 1.00% of the NAV of the shares on the date of original purchase. Certain exceptions apply (see "CDSC Waivers").
2. The commission paid to an Intermediary on purchases above the \$1,000,000 breakpoint level is inclusive of the first year's shareholder servicing fee.

Class C Shares Sales Charges

If you choose Class C shares, you buy them at NAV and the Fund's distributor pays sales commissions of up to 1.00% of the purchase price to the intermediary. These commissions include an advance of the first year's distribution and shareholder servicing fee. If you redeem your shares within one year from the date of purchase, you will pay a CDSC of 1.00%. The CDSC percentage you pay is applied to the NAV of the shares on the date of original purchase. To determine whether the CDSC applies to a redemption, the Fund will first redeem shares acquired by reinvestment of any distributions and then will redeem shares in the order in which they were purchased (such that shares held the longest are redeemed first). You will not be assessed a CDSC on Class C shares you redeem that were purchased with reinvested distributions. Class C share exchanges will not trigger a CDSC and the new shares received in the exchange will continue to age according to the original shares' CDSC schedule and will be charged the CDSC applicable to the original shares upon redemption.

Class C Shares Conversion Feature

Class C shares will convert automatically into Class A shares 8 years after the initial date of purchase or, if you acquired your Class C shares through an exchange or conversion from another share class, 8 years after the date you acquired your Class C shares. When Class C shares that you acquired through a purchase or exchange convert, any other Class C shares that you purchased with reinvested dividends and distributions also will convert into Class A shares on a pro rata basis. A shorter holding period may apply depending on your intermediary.

Reductions and Waivers of Sales Charges

You should consider whether you are eligible for any of the reductions or waivers of sales charges discussed below when you are deciding which share class to buy. The availability of certain sales charge waivers and discounts will depend on whether you purchase your shares directly from the Fund or through an intermediary. Intermediaries may have different policies and procedures regarding the availability of front-end sales load waivers or CDSC waivers, which are discussed below. In all instances, it is the purchaser's responsibility to notify the Fund or the purchaser's financial professional at the time of purchase of any relationship or other facts qualifying the purchaser for sales charge waivers or discounts. **For waivers and discounts not available through a particular intermediary, shareholders will have to purchase Fund shares directly from the Fund or through another intermediary to receive these waivers or discounts.** Please see Appendix A for information on intermediaries that currently have different policies and procedures regarding the availability of sales charge reductions and waivers.

In addition, consult the section entitled "Additional Purchase and Redemption Information" in the Statement of Additional Information for further details regarding reductions and waivers of sales charges, which we may change from time to time.

We also reserve the right to enter into agreements that reduce or eliminate sales charges for groups or classes of shareholders. If you own Fund shares as part of another account, such as an IRA or a sweep account, you should read the terms and conditions that apply for that account, which may supersede the terms described here. Contact your financial professional for further information.

Front-End Sales Charge Reductions

You may be eligible for a reduction in the front-end sales charge applicable to purchases of Class A shares under the following circumstances:

- You pay a lower sales charge if you are investing an amount over a breakpoint level. See “Class A Shares Sales Charges” above.
- By signing a Letter of Intent (“LOI”) prior to purchase, you pay a lower sales charge now in exchange for promising to invest an amount over a specified breakpoint level within the next 13 months in one or more Allspring Funds. Purchases made prior to signing the LOI as well as reinvested dividends and capital gains do not count as purchases made during this period. We will hold in escrow shares equal to approximately 5% of the amount you say you intend to buy. If you do not invest the amount specified in the LOI before the expiration date, we will redeem enough escrowed shares to pay the difference between the reduced sales charge you paid and the sales charge you should have paid. Otherwise, we will release the escrowed shares to you when you have invested the agreed upon amount.
- Rights of Accumulation (“ROA”) allow you to aggregate Class A, Class A2, and Class C shares of any Allspring Fund already owned (excluding Allspring money market fund shares, unless you notify us that you previously paid a sales charge on those assets) in order to reach breakpoint levels and to qualify for sales charge reductions on subsequent purchases of Class A shares. The purchase amount used in determining the sales charge on your purchase will be calculated by multiplying the maximum public offering price by the number of Class A, Class A2 and Class C shares of any Allspring Fund already owned and adding the dollar amount of your current purchase. The following table provides information about the types of accounts that can and cannot be aggregated to qualify for sales charge reductions:

Can this type of account be aggregated?	Yes	No
Individual accounts	✓	
Joint accounts	✓	
UGMA/UTMA accounts	✓	
Trust accounts over which the shareholder has individual or shared authority	✓	
Solely owned business accounts	✓	
Traditional and Roth IRAs	✓	
SEP IRAs	✓	
SIMPLE IRAs ¹	✓	
Group Retirement Plans		✓

1. SIMPLE IRAs established using Allspring Funds plan agreements may aggregate at the plan level for purposes of establishing eligibility for sales charge reductions. When plan assets in a Fund’s Class A and Class C shares (excluding Allspring money market fund shares) reach a breakpoint level, all plan participants benefit from the reduced sales charge on subsequent purchases in the plan. However, participant accounts in these plans cannot be aggregated with personal accounts to further reduce sales charges. Other types of SIMPLE IRAs may not aggregate at the plan level for purposes of establishing eligibility for sales charge reductions on subsequent purchases in the plan but plan participants may aggregate their SIMPLE IRA accounts with other personal accounts in order to benefit from sales charge reductions.

Based on the above chart, if you believe that you own shares in one or more accounts that can be aggregated with your current purchase to reach a sales charge breakpoint level, you must, at the time of your purchase specifically identify those shares to your financial professional or the Fund’s transfer agent. Only balances currently held entirely either in accounts with the Funds or, if held in an account through an intermediary, at the same firm through which you are making your current purchase, will be eligible to be aggregated with your current purchase for determining your Class A sales charge. For an account to qualify for a sales charge reduction, it must be registered in the name of, or held for, the shareholder, his or her spouse or domestic partner, as recognized by applicable state law, or his or her children under the age of 21. Class A shares purchased at NAV will not be aggregated with other shares for purposes of receiving a sales charge reduction.

Front-End Sales Charge Waivers

If you fall into any of the following categories, you can buy Class A shares without a front-end sales charge:

- You pay no sales charges on Fund shares you buy with reinvested distributions.
- You pay no sales charges on Fund shares you purchase with the proceeds of a redemption of Class A shares of the same Fund within 90 days of the date of redemption. The purchase must be made back into the same account. Subject to the Fund's policy regarding frequent purchases and redemptions of Fund shares, you may not be able to exercise this provision for the first 30 days after your redemption. Systematic transactions through the automatic investment plan, the automatic exchange plan and the systematic withdrawal plan are excluded from these provisions.
- Current and retired employees, directors/trustees and officers of:
 - Allspring Funds (including any predecessor funds);
 - Allspring Global Investments Holdings, LLC and its affiliates; and
 - family members (spouse, domestic partner, parents, grandparents, children, grandchildren and siblings (including step and in-law)) of any of the foregoing.
- Current employees of:
 - the Fund's transfer agent;
 - broker-dealers who act as selling agents;
 - family members (spouse, domestic partner, parents, grandparents, children, grandchildren and siblings (including step and in-law)) of any of the foregoing; and
 - a Fund's sub-adviser(s), but only for the Fund(s) for which such sub-adviser provides investment advisory services.
- Qualified registered investment advisers who buy through an intermediary who has entered into an agreement with the Fund's distributor that allows for load-waived Class A purchases.
- Insurance company separate accounts.
- Funds of Funds, subject to review and approval by Allspring Funds Management.
- Group employer-sponsored retirement and deferred compensation plans and group employer-sponsored employee benefit plans (including health savings accounts) and trusts used to fund those plans. Traditional IRAs, Roth IRAs, SEPs, SARSEPs, SIMPLE IRAs, Keogh plans, individual 401(k) plans, individual 403(b) plans as well as shares held in commission-based broker-dealer accounts do not qualify under this waiver.
- Investors who purchase shares that are to be included in certain "wrap accounts," including such specified investors who trade through an omnibus account maintained with a Fund by an intermediary.
- Investors who purchase shares through a self-directed brokerage account program offered by an intermediary that has entered into an agreement with the Fund's distributor. Intermediaries offering such programs may or may not charge transaction fees.

CDSC Waivers

- You will not be assessed a CDSC on Fund shares you redeem that were purchased with reinvested distributions.
- We waive the CDSC for all redemptions made because of scheduled (Internal Revenue Code Section 72(t)(2) withdrawal schedule) or required minimum distributions (withdrawals generally made after age 70½ for shareholders that reached age 70½ on or before December 31, 2019 and withdrawals generally made after age 72 for shareholders that reach age 70½ after December 31, 2019 according to Internal Revenue Service (IRS) guidelines) from traditional IRAs and certain other retirement plans. (See your retirement plan information for details or contact your retirement plan administrator.)
- We waive the CDSC for redemptions made in the event of the last surviving shareholder's death or for a disability suffered after purchasing shares. ("Disabled" is defined in Internal Revenue Code Section 72(m)(7).)
- We waive the CDSC for redemptions made at the direction of Allspring Funds Management in order to, for example, complete a merger or effect a Fund liquidation.
- We waive the CDSC for Class C shares redeemed by employer-sponsored retirement plans where the dealer of record waived its commission at the time of purchase.

Compensation to Financial Professionals and Intermediaries

Distribution Plan

Each Fund has adopted a distribution plan (12b-1 Plan) pursuant to Rule 12b-1 under the Investment Company Act of 1940 (the “1940 Act”), for the classes indicated below. The 12b-1 Plan authorizes the Fund to make payments for services and activities that are primarily intended to result in the sale of Fund shares and to reimburse expenses incurred in connection with such services and activities. The 12b-1 Plan provides that, to the extent any shareholder servicing payments are deemed to be payments for the financing of any activity primarily intended to result in the sale of Fund shares, such payments are deemed to have been approved under the 12b-1 Plan. Under the 12b-1 Plan, fees are paid up to the following amounts:

Fund	Class C
Spectrum Aggressive Growth Fund	0.75%
Spectrum Conservative Growth Fund	0.75%
Spectrum Growth Fund	0.75%
Spectrum Income Allocation Fund	0.75%
Spectrum Moderate Growth Fund	0.75%

These fees are paid out of the relevant Class’s assets on an ongoing basis. Over time, these fees will increase the cost of your investment and may cost you more than other types of sales charges.

Shareholder Servicing Plan

Each Fund has adopted a shareholder servicing plan (“Servicing Plan”). The Servicing Plan authorizes the Fund to enter into agreements with the Fund’s distributor, manager, or any of their affiliates to provide or engage other entities to provide certain shareholder services, including establishing and maintaining shareholder accounts, processing and verifying purchase, redemption and exchange transactions, and providing such other shareholder liaison or related services as may reasonably be requested. Under the Servicing Plan, fees are paid up to the following amounts:

Fund	Class A	Class C
Spectrum Aggressive Growth Fund	0.25%	0.25%
Spectrum Conservative Growth Fund	0.25%	0.25%
Spectrum Growth Fund	0.25%	0.25%
Spectrum Income Allocation Fund	0.25%	0.25%
Spectrum Moderate Growth Fund	0.25%	0.25%

Additional Payments to Financial Professionals and Intermediaries

In addition to dealer reallowances and payments made by certain classes of each Fund for distribution and shareholder servicing, the Fund’s manager, the distributor or their affiliates make additional payments (“Additional Payments”) to certain financial professionals and intermediaries for selling shares and providing shareholder services, which include broker-dealers and 401(k) service providers and record keepers. These Additional Payments, which may be significant, are paid by the Fund’s manager, the distributor or their affiliates, out of their revenues, which generally come directly or indirectly from Fund fees.

In return for these Additional Payments, each Fund’s manager and distributor expect the Fund to receive certain marketing or servicing considerations that are not generally available to mutual funds whose sponsors do not make such payments. Such considerations are expected to include, without limitation, placement of the Fund on a list of mutual funds offered as investment options to the intermediary’s clients (sometimes referred to as “Shelf Space”); access to the intermediary’s financial professionals; and/or the ability to assist in training and educating the intermediary’s financial professionals.

The Additional Payments may create potential conflicts of interest between an investor and a financial professional or intermediary who is recommending or making available a particular mutual fund over other mutual funds. Before investing, you are urged to consult with your financial professional and review carefully any disclosure by the intermediary as to what compensation the intermediary receives from mutual fund sponsors, as well as how your financial professional is compensated.

The Additional Payments are typically paid in fixed dollar amounts, based on the number of customer accounts maintained by an intermediary, or based on a percentage of sales and/or assets under management, or a combination of the above. The Additional Payments are either up-front or ongoing or both and differ among intermediaries. In a

given year, Additional Payments to an intermediary that is compensated based on its customers' assets typically range between 0.02% and 0.25% of assets invested in a Fund by the intermediary's customers. Additional Payments to an intermediary that is compensated based on a percentage of sales typically range between 0.10% and 0.25% of the gross sales of a Fund attributable to the financial intermediary.

More information on the FINRA member firms that have received the Additional Payments described in this section is available in the Statement of Additional Information, which is on file with the SEC and is also available on the Allspring Funds website at www.allspringglobal.com.

Buying and Selling Fund Shares

For more information regarding buying and selling Fund shares, please visit www.allspringglobal.com. You may buy (purchase) and sell (redeem) Fund shares as follows:

	Opening an Account	Adding to an Account or Selling Fund Shares
Through Your Financial Professional	<p>Contact your financial professional.</p> <p>Transactions will be subject to the terms of your account with your intermediary.</p>	<p>Contact your financial professional.</p> <p>Transactions will be subject to the terms of your account with your intermediary.</p>
Through Your Retirement Plan	<p>Contact your retirement plan administrator.</p> <p>Transactions will be subject to the terms of your retirement plan account.</p>	<p>Contact your retirement plan administrator.</p> <p>Transactions will be subject to the terms of your retirement plan account.</p>
Online	<p>New accounts cannot be opened online. Contact your financial professional or retirement plan administrator, or refer to the section on opening an account by mail.</p>	<p>Visit www.allspringglobal.com.</p> <p>Online transactions are limited to a maximum of \$100,000. You may be eligible for an exception to this maximum. Please call Investor Services at 1-800-222-8222 for more information.</p>
By Telephone	<p>Call Investor Services at 1-800-222-8222.</p> <p>Available only if you have another Allspring Fund account with your bank information on file.</p>	<p>Call Investor Services at 1-800-222-8222.</p> <p>Redemption requests may not be made by phone if the address on your account was changed in the last 15 days. In this event, you must request your redemption by mail. For joint accounts, telephone requests generally require only one of the account owners to call unless you have instructed us otherwise.</p>
By Mail	<p>Complete an account application and submit it according to the instructions on the application.</p> <p>Account applications are available online at www.allspringglobal.com or by calling Investor Services at 1-800-222-8222.</p>	<p>Send the items required under "Requests in Good Order" below to:</p> <p><u>Regular Mail</u> Allspring Funds P.O. Box 219967 Kansas City, MO 64121-9967</p> <p><u>Overnight Only</u> Allspring Funds 430 W 7th Street STE 219967 Kansas City, MO 64105-1407</p>

Requests in "Good Order". All purchase and redemption requests must be received in "good order." This means that a request generally must include:

- The Fund name(s), share class(es) and account number(s);
- The amount (in dollars or shares) and type (purchase or redemption) of the request;
- If by mail, the signature of each registered owner as it appears in the account application;
- For purchase requests, payment of the full amount of the purchase request (see "Payment" below);

- For redemption requests, a Medallion Guarantee if required (see “Medallion Guarantee” below); and
- Any supporting legal documentation that may be required.

Purchase and redemption requests in good order will be processed at the next NAV calculated after the Fund’s transfer agent or an authorized intermediary¹ receives your request. If your request is not received in good order, additional documentation may be required to process your transaction. We reserve the right to waive any of the above requirements.

1. The Fund’s shares may be purchased through an intermediary that has entered into a dealer agreement with the Fund’s distributor. The Fund has approved the acceptance of a purchase or redemption request effective as of the time of its receipt by such an authorized intermediary or its designee, as long as the request is received by one of those entities prior to the Fund’s closing time. These intermediaries may charge transaction fees. We reserve the right to adjust the closing time in certain circumstances.

Medallion Guarantee. A Medallion Guarantee is only required for a mailed redemption request under the following circumstances: (1) if the address on your account was changed within the last 15 days; (2) if the amount of the redemption request exceeds \$100,000 and is to be paid to a bank account that is not currently on file with Allspring Funds or if all of the owners of your Allspring Fund account are not included in the registration of the bank account provided; or (3) if the redemption request proceeds are to be paid to a third party. You can get a Medallion Guarantee at a financial institution such as a bank or brokerage house. We do not accept notarized signatures.

Payment. Payment for Fund shares may be made as follows:

By Wire	Purchases into a new or existing account may be funded by using the following wire instructions: State Street Bank & Trust Boston, MA Bank Routing Number: ABA 011000028 Wire Purchase Account: 9905-437-1 Attention: Allspring Funds (Name of Fund, Account Number and any applicable share class) Account Name: Provide your name as registered on the Fund account or as included in your account application.
By Check	Make checks payable to Allspring Funds.
By Exchange	Identify an identically registered Allspring Fund account from which you wish to exchange (see “Exchanging Fund Shares” below for restrictions on exchanges).
By Electronic Funds Transfer (“EFT”)	Additional purchases for existing accounts may be funded by EFT using your linked bank account.

All payments must be in U.S. dollars, and all checks and EFTs must be drawn on U.S. banks. You will be charged a \$25.00 fee for every check or EFT that is returned to us as unpaid.

Form of Redemption Proceeds. You may request that your redemption proceeds be sent to you by check, by EFT into a linked bank account, or by wire to a linked bank account. Please call Investor Services at 1-800-222-8222 regarding the requirements for linking bank accounts or for wiring funds. Under normal circumstances, we expect to meet redemption requests either by using uninvested cash or cash equivalents or by using the proceeds from the sale of portfolio securities, at the discretion of the portfolio manager(s). The Allspring Funds may also borrow through a bank line of credit for the purpose of meeting redemption requests, although we do not expect to draw funds from this source on a regular basis. In lieu of making cash payments, we reserve the right to determine in our sole discretion, including under stressed market conditions, whether to satisfy one or more redemption requests by making payments in securities. In such cases, we may meet all or part of a redemption request by making payment in securities (“redemptions in-kind”) equal in value to the amount of the redemption payable to you as permitted under the 1940 Act, and the rules thereunder, in which case the redeeming shareholder should expect to incur transaction costs upon the disposition of any securities received. Generally, such redemptions in-kind will be effected through a pro rata distribution of all portfolio securities in the relevant Fund, except that cash will be paid for that portion of the in-kind distribution that would be represented by certain assets.

Timing of Redemption Proceeds. We normally will send out redemption proceeds within one business day after we accept your request to redeem. We reserve the right to delay payment for up to seven days. If you wish to redeem shares purchased by check, by EFT or through the Automatic Investment Plan within seven days of purchase, you may be asked to resubmit your redemption request if your payment has not yet cleared. Payment of redemption proceeds may be delayed for longer than seven days under extraordinary circumstances or as permitted by the SEC in order to

protect remaining shareholders. Such extraordinary circumstances are discussed further in the Statement of Additional Information.

Retirement Plans and Other Products. If you purchased shares through a packaged investment product or retirement plan, read the directions for redeeming shares provided by the product or plan. There may be special requirements that supersede or are in addition to the requirements in this Prospectus.

Exchanging Fund Shares

Exchanges between two funds involve two transactions: (1) the redemption of shares of one fund; and (2) the purchase of shares of another. In general, the same rules and procedures described under “Buying and Selling Fund Shares” apply to exchanges. There are, however, additional policies and considerations you should keep in mind while making or considering an exchange:

- In general, exchanges may be made between like share classes of any fund in the Allspring Funds complex offered to the general public for investment (i.e., a fund not closed to new accounts), with the following exceptions: (1) Class A shares of non-money market funds may also be exchanged for Service Class shares of any retail or government money market fund; (2) Service Class shares may be exchanged for Class A shares of any non-money market fund; and (3) no exchanges are allowed into institutional money market funds.
- If you make an exchange between Class A shares of a money market fund or Class A2 or Class A shares of a non-money market fund, you will buy the shares at the public offering price of the new fund, unless you are otherwise eligible to buy shares at NAV.
- Same-fund exchanges between share classes are permitted subject to the following conditions: (1) the shareholder must meet the eligibility guidelines of the class being purchased in the exchange; (2) exchanges out of Class A and Class C shares would not be allowed if shares are subject to a CDSC; and (3) for non-money market funds, in order to exchange into Class A shares, the shareholder must be able to qualify to purchase Class A shares at NAV based on current Prospectus guidelines.
- An exchange request will be processed on the same business day, provided that both funds are open at the time the request is received. If one or both funds are closed, the exchange will be processed on the following business day.
- You should carefully read the Prospectus for the Fund into which you wish to exchange.
- Every exchange involves redeeming fund shares, which may produce a capital gain or loss for tax purposes.
- If you are making an initial investment into a fund through an exchange, you must exchange at least the minimum initial investment amount for the new fund, unless your balance has fallen below that amount due to investment performance.
- If you are making an additional investment into a fund that you already own through an exchange, you must exchange at least the minimum subsequent investment amount for the fund you are exchanging into.
- Class A and Class C share exchanges will not trigger a CDSC. The new shares received in the exchange will continue to age according to the original shares’ CDSC schedule and will be charged the CDSC applicable to the original shares upon redemption.

Generally, we will notify you at least 60 days in advance of any changes in the above exchange policies.

Frequent Purchases and Redemptions of Fund Shares

Allspring Funds reserves the right to reject any purchase or exchange order for any reason. If a shareholder redeems \$20,000 or more (including redemptions that are part of an exchange transaction) from a Covered Fund (as defined below), that shareholder is “blocked” from purchasing shares of that Covered Fund (including purchases that are part of an exchange transaction) for 30 calendar days after the redemption.

Excessive trading by Fund shareholders can negatively impact a Fund and its long-term shareholders in several ways, including disrupting Fund investment strategies, increasing transaction costs, decreasing tax efficiency, and diluting the value of shares held by long-term shareholders. Excessive trading in Fund shares can negatively impact a Fund’s long-term performance by requiring it to maintain more assets in cash or to liquidate portfolio holdings at a disadvantageous time. Certain Funds may be more susceptible than others to these negative effects. For example, Funds that have a greater percentage of their investments in non-U.S. securities may be more susceptible than other Funds to arbitrage opportunities resulting from pricing variations due to time zone differences across international financial markets. Similarly, Funds that have a greater percentage of their investments in small company securities may be more susceptible than other Funds to arbitrage opportunities due to the less liquid nature of small company securities. Both types of Funds also may incur higher transaction costs in liquidating portfolio holdings to meet

excessive redemption levels. Fair value pricing may reduce these arbitrage opportunities, thereby reducing some of the negative effects of excessive trading.

Allspring Funds, other than the Adjustable Rate Government Fund, Conservative Income Fund, Ultra Short-Term Income Fund and Ultra Short-Term Municipal Income Fund (“Ultra-Short Funds”) and the money market funds, (the “Covered Funds”). The Covered Funds are not designed to serve as vehicles for frequent trading. The Covered Funds actively discourage and take steps to prevent the portfolio disruption and negative effects on long-term shareholders that can result from excessive trading activity by Covered Fund shareholders. The Board has approved the Covered Funds’ policies and procedures, which provide, among other things, that Allspring Funds Management may deem trading activity to be excessive if it determines that such trading activity would likely be disruptive to a Covered Fund by increasing expenses or lowering returns. In this regard, the Covered Funds take steps to avoid accommodating frequent purchases and redemptions of shares by Covered Fund shareholders. Allspring Funds Management monitors available shareholder trading information across all Covered Funds on a daily basis. If a shareholder redeems \$20,000 or more (including redemptions that are part of an exchange transaction) from a Covered Fund, that shareholder is “blocked” from purchasing shares of that Covered Fund (including purchases that are part of an exchange transaction) for 30 calendar days after the redemption. This policy does not apply to:

- Money market funds;
- Ultra-Short Funds;
- Dividend reinvestments;
- Systematic investments or exchanges where the financial intermediary maintaining the shareholder account identifies the transaction as a systematic redemption or purchase at the time of the transaction;
- Rebalancing transactions within certain asset allocation or “wrap” programs where the financial intermediary maintaining a shareholder account is able to identify the transaction as part of an asset allocation program approved by Allspring Funds Management;
- Rebalancing transactions by an institutional client of Allspring Funds Management or its affiliate following a model portfolio offered by Allspring Funds Management or its affiliate;
- Transactions initiated by a “fund of funds” or Section 529 Plan into an underlying fund investment;
- Permitted exchanges between share classes of the same Fund;
- Certain transactions involving participants in employer-sponsored retirement plans, including: participant withdrawals due to mandatory distributions, rollovers and hardships, withdrawals of shares acquired by participants through payroll deductions, and shares acquired or sold by a participant in connection with plan loans;
- Purchases below \$20,000 (including purchases that are part of an exchange transaction); and
- Purchases effected in connection with in-kind redemptions in accordance with the Funds’ Policies and Procedures for Disclosure of Fund Portfolio Holdings.

The money market funds and the Ultra-Short Funds. Because the money market funds and Ultra-Short Funds are often used for short-term investments, they are designed to accommodate more frequent purchases and redemptions than the Covered Funds. As a result, the money market funds and Ultra-Short Funds do not anticipate that frequent purchases and redemptions, under normal circumstances, will have significant adverse consequences to the money market funds or Ultra-Short Funds or their shareholders. Although the money market funds and Ultra-Short Funds do not prohibit frequent trading, Allspring Funds Management will seek to prevent an investor from utilizing the money market funds and Ultra-Short Funds to facilitate frequent purchases and redemptions of shares in the Covered Funds in contravention of the policies and procedures adopted by the Covered Funds.

All Allspring Funds. In addition, Allspring Funds Management reserves the right to accept purchases, redemptions and exchanges made in excess of applicable trading restrictions in designated accounts held by Allspring Funds Management or its affiliate that are used at all times exclusively for addressing operational matters related to shareholder accounts, such as testing of account functions, and are maintained at low balances that do not exceed specified dollar amount limitations.

In the event that an asset allocation or “wrap” program is unable to implement the policy outlined above, Allspring Funds Management may grant a program-level exception to this policy. A financial intermediary relying on the exception is required to provide Allspring Funds Management with specific information regarding its program and ongoing information about its program upon request.

A financial intermediary through whom an investor may purchase shares of the Fund may independently attempt to identify excessive trading and take steps to deter such activity. As a result, a financial intermediary may on its own limit or permit trading activity of its customers who invest in Fund shares using standards different from the standards used by Allspring Funds Management and discussed in the applicable Fund’s Prospectus. Allspring Funds Management may permit a financial intermediary to enforce its own internal policies and procedures concerning frequent trading rather

than the policies set forth above in instances where Allspring Funds Management reasonably believes that the intermediary's policies and procedures effectively discourage disruptive trading activity. If an investor purchases Fund shares through a financial intermediary, the investor should be instructed to contact the intermediary for more information about whether and how restrictions or limitations on trading activity will be applied to the investor's account.

Account Policies

Automatic Plans. These plans help you conveniently purchase and/or redeem shares each month. Once you select a plan, tell us the day of the month you would like the transaction to occur. If you do not specify a date, we will process the transaction on or about the 25th day of the month. It generally takes about ten business days to establish a plan once we have received your instructions and it generally takes about five business days to change or cancel participation in a plan. We may automatically cancel your plan if the linked bank account you specified is closed, or for other reasons. Call Investor Services at 1-800-222-8222 for more information.

- Automatic Investment Plan — With this plan, you can regularly purchase shares of a Allspring Fund with money automatically transferred from a linked bank account.
- Automatic Exchange Plan — With this plan, you can regularly exchange shares of a Allspring Fund you own for shares of another Allspring Fund. See the section "Exchanging Fund Shares" of this Prospectus for the policies that apply to exchanges. In addition, each transaction in an Automatic Exchange Plan must be for a minimum of \$100. This feature may not be available for certain types of accounts.
- Systematic Withdrawal Plan — With this plan, you can regularly redeem shares and receive the proceeds by check or by transfer to a linked bank account. To participate in this plan, you:
 - must have a Fund account valued at \$10,000 or more;
 - must request a minimum redemption of \$100;
 - must have your distributions reinvested; and
 - may not simultaneously participate in the Automatic Investment Plan, except for investments in a Money Market Fund or an Ultra Short-Term Bond Fund (Ultra Short-Term Income Fund or Ultra Short-Term Municipal Income Fund).
- Payroll Direct Deposit Plan — With this plan, you may regularly transfer all or a portion of your paycheck, social security check, military allotment, or annuity payment for investment into the Fund of your choice.

Householding. To help keep Fund expenses low, a single copy of a Prospectus or shareholder report may be sent to shareholders of the same household. If your household currently receives a single copy of a Prospectus or shareholder report and you would prefer to receive multiple copies, please call Investor Services at 1-800-222-8222 or contact your financial professional.

Retirement Accounts. We offer a variety of retirement account types for individuals and small businesses. There may be special distribution requirements for a retirement account, such as required distributions or mandatory Federal income tax withholdings. For more information about the retirement accounts listed below, including any distribution requirements, call Investor Services at 1-800-222-8222. For retirement accounts held directly with a Fund, certain fees may apply, including an annual account maintenance fee.

The retirement accounts available for individuals and small businesses are:

- Individual Retirement Accounts, including Traditional IRAs and Roth IRAs.
- Small business retirement accounts, including Simple IRAs and SEP IRAs.

Small Account Redemptions. We reserve the right to redeem accounts that have values that fall below a Fund's minimum initial investment amount due to shareholder redemptions (as opposed to market movement). Before doing so, we will give you approximately 60 days to bring your account value above the Fund's minimum initial investment amount. Please call Investor Services at 1-800-222-8222 or contact your financial professional for further details.

Transaction Authorizations. We may accept telephone, electronic, and clearing agency transaction instructions from anyone who represents that he or she is a shareholder and provides reasonable confirmation of his or her identity. Neither we nor Allspring Funds will be liable for any losses incurred if we follow such instructions we reasonably believe to be genuine. For transactions through our website, we may assign personal identification numbers (PINs) and you will need to create a login ID and password for account access. To safeguard your account, please keep these credentials confidential. Contact us immediately if you believe there is a discrepancy on your confirmation statement or if you believe someone has obtained unauthorized access to your online access credentials.

Identity Verification. We are required by law to obtain from you certain personal information that will be used to verify your identity. If you do not provide the information, we will not be able to open your account. In the rare event that we are unable to verify your identity as required by law, we reserve the right to redeem your account at the current NAV of the Fund's shares. You will be responsible for any losses, taxes, expenses, fees, or other results of such a redemption.

Right to Freeze Accounts, Suspend Account Services or Reject or Terminate an Investment. We reserve the right, to the extent permitted by law and/or regulations, to freeze any account or suspend account services when we have received reasonable notice (written or otherwise) of a dispute between registered or beneficial account owners or when we believe a fraudulent transaction may occur or has occurred. Additionally, we reserve the right to reject any purchase or exchange request and to terminate a shareholder's investment, including closing the shareholder's account.

Advance Notice of Large Transactions. We strongly urge you to make all purchases and redemptions of Fund shares as early in the day as possible and to notify us or your intermediary at least one day in advance of transactions in Fund shares in excess of \$1 million. This will help us manage the Funds most effectively. When you give this advance notice, please provide your name and account number.

Distributions

The Funds, except Spectrum Conservative Growth Fund and Spectrum Income Allocation Fund, generally make distributions of any net investment income annually. Spectrum Conservative Growth Fund and Spectrum Income Allocation Fund generally make distributions of any net investment income monthly and quarterly, respectively. Each Fund generally makes distributions of any realized net capital gains at least annually. Please note, distributions have the effect of reducing the NAV per share by the amount distributed.

We offer the following distribution options. To change your current option for payment of distributions, please call Investor Services at 1-800-222-8222.

- **Automatic Reinvestment Option**—Allows you to use distributions to buy new shares of the same class of the Fund that generated the distributions. The new shares are purchased at NAV generally on the day the distribution is paid. This option is automatically assigned to your account unless you specify another option.
- **Check Payment Option**—Allows you to receive distributions via checks mailed to your address of record or to another name and address which you have specified in written instructions. A Medallion Guarantee may also be required. If checks remain uncashed for six months or are undeliverable by the Post Office, we will reinvest the distributions at the earliest date possible, and future distributions will be automatically reinvested.
- **Bank Account Payment Option**—Allows you to receive distributions directly in a checking or savings account through EFT. The bank account must be linked to your Allspring Fund account. Any distribution returned to us due to an invalid banking instruction will be sent to your address of record by check at the earliest date possible, and future distributions will be automatically reinvested.
- **Directed Distribution Purchase Option**—Allows you to buy shares of a different Allspring Fund of the same share class. The new shares are purchased at NAV generally on the day the distribution is paid. In order to use this option, you need to identify the Fund and account the distributions are coming from, and the Fund and account to which the distributions are being directed. You must meet any required minimum investment amounts in both Funds prior to using this option.

You are eligible to earn distributions beginning on the business day after the Fund's transfer agent or an authorized intermediary receives your purchase request in good order.

Other Information

Taxes

The following discussion regarding federal income taxes is based on laws that were in effect as of the date of this Prospectus and summarizes only some of the important federal income tax considerations affecting the Fund and you as a shareholder. It does not apply to foreign or tax-exempt shareholders or those holding Fund shares through a tax-advantaged account, such as a 401(k) Plan or IRA. This discussion is not intended as a substitute for careful tax planning. You should consult your tax adviser about your specific tax situation. Please see the Statement of Additional Information for additional federal income tax information.

The Fund elected to be treated, and intends to qualify each year, as a regulated investment company ("RIC") under the Internal Revenue Code of 1986, as amended. A RIC is not subject to tax at the corporate level on income and gains from investments that are distributed in a timely manner to shareholders. However, the Fund's failure to qualify as a RIC would result in corporate level taxation, and consequently, a reduction in income available for distribution to you as a shareholder.

We will pass on to a Fund's shareholders substantially all of the Fund's net investment income and realized net capital gains, if any. Distributions from a Fund's ordinary income and net short-term capital gains, if any, generally will be taxable to you as ordinary income. Distributions from a Fund's net long-term capital gains, if any, generally will be taxable to you as long-term capital gains. If you are an individual and meet certain holding period requirements with respect to your Fund shares, you may be eligible for reduced tax rates on qualified dividend income, if any, distributed by the Fund.

Corporate shareholders may be able to deduct a portion of their distributions when determining their taxable income.

Individual taxpayers are subject to a maximum tax rate of 37% on ordinary income and a maximum tax rate on long-term capital gains and qualified dividends of 20%. For U.S. individuals with income exceeding \$200,000 (\$250,000 if married and filing jointly), a 3.8% Medicare contribution tax will apply on "net investment income," including interest, dividends, and capital gains. Corporations are subject to tax on all income and gains at a tax rate of 21%. However, a RIC is not subject to tax at the corporate level on income and gains from investments that are distributed in a timely manner to shareholders.

Distributions from a Fund normally will be taxable to you when paid, whether you take distributions in cash or automatically reinvest them in additional Fund shares. Following the end of each year, we will notify you of the federal income tax status of your distributions for the year.

If you buy shares of a Fund shortly before it makes a taxable distribution, your distribution will, in effect, be a taxable return of part of your investment. Similarly, if you buy shares of a Fund when it holds appreciated securities, you will receive a taxable return of part of your investment if and when the Fund sells the appreciated securities and distributes the gain. The Fund has built up, or has the potential to build up, high levels of unrealized appreciation.

Your redemptions (including redemptions in-kind) and exchanges of Fund shares ordinarily will result in a taxable capital gain or loss, depending on the amount you receive for your shares (or are deemed to receive in the case of exchanges) and the amount you paid (or are deemed to have paid) for them. Such capital gain or loss generally will be long-term capital gain or loss if you have held your redeemed or exchanged Fund shares for more than one year at the time of redemption or exchange. In certain circumstances, losses realized on the redemption or exchange of Fund shares may be disallowed.

When you receive a distribution from a Fund or redeem shares, you may be subject to backup withholding.

Financial Highlights

The following tables are intended to help you understand a Fund's financial performance for the past five years (or since inception, if shorter). Certain information reflects financial results for a single Fund share. Total returns represent the rate you would have earned (or lost) on an investment in each Fund (assuming reinvestment of all distributions). The information in the following tables has been derived from the Funds' financial statements which have been audited by KPMG LLP, the Funds' independent registered public accounting firm, whose report, along with each Fund's financial statements, is also included in each Fund's annual report, a copy of which is available upon request.

Spectrum Aggressive Growth Fund

For a share outstanding throughout each period

Class A	Year ended April 30		Year ended May 31			
	2024 ¹	2023	2022	2021	2020	2019
Net asset value, beginning of period	\$ 17.22	\$ 18.17	\$ 22.82	\$ 18.59	\$ 16.52	\$ 20.55
Net investment income	0.14 ²	0.17 ²	0.25	0.14	0.19	0.17 ²
Net realized and unrealized gains (losses) on investments	2.88	(0.24)	(1.74)	6.65	2.11	(0.81)
Total from investment operations	3.02	(0.07)	(1.49)	6.79	2.30	(0.64)
Distributions to shareholders from						
Net investment income	0.00	(0.20)	(0.18)	(0.22)	(0.19)	(0.26)
Net realized gains	0.00	(0.60)	(2.98)	(2.34)	(0.04)	(3.13)
Tax basis return of capital	0.00	(0.08)	0.00	0.00	0.00	0.00
Total distributions to shareholders	0.00	(0.88)	(3.16)	(2.56)	(0.23)	(3.39)
Net asset value, end of period	\$ 20.24	\$ 17.22	\$ 18.17	\$ 22.82	\$ 18.59	\$ 16.52
Total return³	17.54%	(0.20)%	(8.22)%	38.53%	13.91%	(2.35)%
Ratios to average net assets (annualized)						
Gross expenses [*]	0.75%	0.78%	0.76%	0.77%	0.77%	0.76%
Net expenses [*]	0.74%	0.75%	0.75%	0.75%	0.75%	0.75%
Net investment income	0.82%	1.02%	0.76%	0.63%	1.08%	0.97%
Supplemental data						
Portfolio turnover rate ⁴	62%	38%	62%	82%	71%	78%
Net assets, end of period (000s omitted)	\$ 179,433	\$ 120,576	\$ 125,195	\$ 66,239	\$ 44,714	\$ 42,588

* Including net expenses allocated from the affiliated Master Portfolios, the expense ratios would be increased by the following amounts:

Year ended April 30, 2024 ¹	0.14%
Year ended May 31, 2023	0.16%
Year ended May 31, 2022	0.16%
Year ended May 31, 2021	0.15%
Year ended May 31, 2020	0.18%
Year ended May 31, 2019	0.18%

1 For the eleven months ended April 30, 2024. The Fund changed its fiscal year end from May 31 to April 30, effective April 30, 2024.

2 Calculated based upon average shares outstanding

3 Total return calculations do not include any sales charges. Returns for periods of less than one year are not annualized.

4 Portfolio turnover rate is calculated by multiplying the Fund's ownership percentage in the respective affiliated Master Portfolio by the corresponding affiliated Master Portfolio's purchases and sales. These purchases and sales amounts are aggregated with the direct purchases and sales in the Underlying Funds and included in the portfolio turnover calculation.

Spectrum Aggressive Growth Fund

For a share outstanding throughout each period

Class C	Year ended April 30		Year ended May 31			
	2024 ¹	2023	2022	2021	2020	2019
Net asset value, beginning of period	\$ 17.07	\$ 18.00	\$ 22.63	\$ 18.45	\$ 16.39	\$ 20.33
Net investment income (loss)	0.02 ²	0.04 ²	(0.01)	(0.03)	0.07	0.06
Net realized and unrealized gains (losses) on investments	2.84	(0.24)	(1.63)	6.62	2.07	(0.82)
Total from investment operations	2.86	(0.20)	(1.64)	6.59	2.14	(0.76)
Distributions to shareholders from						
Net investment income	0.00	(0.05)	(0.01)	(0.07)	(0.04)	(0.05)
Net realized gains	0.00	(0.60)	(2.98)	(2.34)	(0.04)	(3.13)
Tax basis return of capital	0.00	(0.08)	0.00	0.00	0.00	0.00
Total distributions to shareholders	0.00	(0.73)	(2.99)	(2.41)	(0.08)	(3.18)
Net asset value, end of period	\$ 19.93	\$ 17.07	\$ 18.00	\$ 22.63	\$ 18.45	\$ 16.39
Total return³	16.75%	(0.96)%	(8.87)%	37.57%	13.06%	(3.16)%
Ratios to average net assets (annualized)						
Gross expenses [*]	1.50%	1.52%	1.50%	1.52%	1.52%	1.51%
Net expenses [*]	1.49%	1.50%	1.50%	1.50%	1.50%	1.50%
Net investment income (loss)	0.11%	0.27%	(0.03)%	(0.12)%	0.33%	0.32%
Supplemental data						
Portfolio turnover rate ⁴	62%	38%	62%	82%	71%	78%
Net assets, end of period (000s omitted)	\$ 214,467	\$ 254,615	\$ 302,402	\$ 378,941	\$ 323,778	\$ 355,837

* Including net expenses allocated from the affiliated Master Portfolios, the expense ratios would be increased by the following amounts:

Year ended April 30, 2024 ¹	0.14%
Year ended May 31, 2023	0.16%
Year ended May 31, 2022	0.16%
Year ended May 31, 2021	0.15%
Year ended May 31, 2020	0.18%
Year ended May 31, 2019	0.18%

1 For the eleven months ended April 30, 2024. The Fund changed its fiscal year end from May 31 to April 30, effective April 30, 2024.

2 Calculated based upon average shares outstanding

3 Total return calculations do not include any sales charges. Returns for periods of less than one year are not annualized.

4 Portfolio turnover rate is calculated by multiplying the Fund's ownership percentage in the respective affiliated Master Portfolio by the corresponding affiliated Master Portfolio's purchases and sales. These purchases and sales amounts are aggregated with the direct purchases and sales in the Underlying Funds and included in the portfolio turnover calculation.

Spectrum Conservative Growth Fund

For a share outstanding throughout each period

Class A	Year ended April 30			Year ended May 31		
	2024 ¹	2023	2022	2021	2020	2019
Net asset value, beginning of period	\$ 9.04	\$ 9.97	\$ 11.73	\$ 10.92	\$ 10.30	\$ 10.90
Net investment income	0.24 ²	0.33 ²	0.28	0.14	0.15	0.19 ²
Net realized and unrealized gains (losses) on investments	0.41	(0.65)	(0.85)	1.56	0.76	0.03
Total from investment operations	0.65	(0.32)	(0.57)	1.70	0.91	0.22
Distributions to shareholders from						
Net investment income	(0.29)	(0.38)	(0.29)	(0.11)	(0.21)	(0.18)
Net realized gains	0.00	(0.23)	(0.90)	(0.78)	(0.08)	(0.64)
Total distributions to shareholders	(0.29)	(0.61)	(1.19)	(0.89)	(0.29)	(0.82)
Net asset value, end of period	\$ 9.40	\$ 9.04	\$ 9.97	\$ 11.73	\$ 10.92	\$ 10.30
Total return³	7.32%	(3.11)%	(5.69)%	16.04%	8.95%	2.40%
Ratios to average net assets (annualized)						
Gross expenses [*]	0.79%	0.79%	0.78%	0.77%	0.77%	0.76%
Net expenses [*]	0.74%	0.75%	0.75%	0.75%	0.75%	0.75%
Net investment income	2.83%	3.58%	2.52%	1.07%	1.47%	1.81%
Supplemental data						
Portfolio turnover rate ⁴	96%	93%	137%	152%	162%	155%
Net assets, end of period (000s omitted)	\$ 91,384	\$ 31,509	\$ 34,171	\$ 40,354	\$ 31,965	\$ 34,104

* Including net expenses allocated from the affiliated Master Portfolios, the expense ratios would be increased by the following amounts:

Year ended April 30, 2024 ¹	0.12%
Year ended May 31, 2023	0.13%
Year ended May 31, 2022	0.14%
Year ended May 31, 2021	0.15%
Year ended May 31, 2020	0.16%
Year ended May 31, 2019	0.16%

1 For the eleven months ended April 30, 2024. The Fund changed its fiscal year end from May 31 to April 30, effective April 30, 2024.

2 Calculated based upon average shares outstanding

3 Total return calculations do not include any sales charges. Returns for periods of less than one year are not annualized.

4 Portfolio turnover rate is calculated by multiplying the Fund's ownership percentage in the respective affiliated Master Portfolio by the corresponding affiliated Master Portfolio's purchases and sales. These purchases and sales amounts are aggregated with the direct purchases and sales in the Underlying Funds and included in the portfolio turnover calculation.

Spectrum Conservative Growth Fund

For a share outstanding throughout each period

Class C	Year ended April 30			Year ended May 31		
	2024 ¹	2023	2022	2021	2020	2019
Net asset value, beginning of period	\$ 9.30	\$ 10.23	\$ 11.98	\$ 11.14	\$ 10.50	\$ 11.10
Net investment income	0.19 ²	0.27 ²	0.21	0.04	0.09	0.12 ²
Net realized and unrealized gains (losses) on investments	0.42	(0.67)	(0.88)	1.61	0.77	0.02
Total from investment operations	0.61	(0.40)	(0.67)	1.65	0.86	0.14
Distributions to shareholders from						
Net investment income	(0.21)	(0.30)	(0.18)	(0.03)	(0.14)	(0.10)
Net realized gains	0.00	(0.23)	(0.90)	(0.78)	(0.08)	(0.64)
Total distributions to shareholders	(0.21)	(0.53)	(1.08)	(0.81)	(0.22)	(0.74)
Net asset value, end of period	\$ 9.70	\$ 9.30	\$ 10.23	\$ 11.98	\$ 11.14	\$ 10.50
Total return³	6.60%	(3.83)%	(6.38)%	15.17%	8.24%	1.58%
Ratios to average net assets (annualized)						
Gross expenses [*]	1.53%	1.54%	1.53%	1.52%	1.52%	1.51%
Net expenses [*]	1.49%	1.50%	1.50%	1.50%	1.50%	1.50%
Net investment income	2.20%	2.84%	1.80%	0.31%	0.73%	1.13%
Supplemental data						
Portfolio turnover rate ⁴	96%	93%	137%	152%	162%	155%
Net assets, end of period (000s omitted)	\$ 128,576	\$ 213,452	\$ 263,264	\$ 336,665	\$ 339,482	\$ 393,207

* Including net expenses allocated from the affiliated Master Portfolios, the expense ratios would be increased by the following amounts:

Year ended April 30, 2024 ¹	0.12%
Year ended May 31, 2023	0.13%
Year ended May 31, 2022	0.14%
Year ended May 31, 2021	0.15%
Year ended May 31, 2020	0.16%
Year ended May 31, 2019	0.17%

1 For the eleven months ended April 30, 2024. The Fund changed its fiscal year end from May 31 to April 30, effective April 30, 2024.

2 Calculated based upon average shares outstanding

3 Total return calculations do not include any sales charges. Returns for periods of less than one year are not annualized.

4 Portfolio turnover rate is calculated by multiplying the Fund's ownership percentage in the respective affiliated Master Portfolio by the corresponding affiliated Master Portfolio's purchases and sales. These purchases and sales amounts are aggregated with the direct purchases and sales in the Underlying Funds and included in the portfolio turnover calculation.

Spectrum Growth Fund

For a share outstanding throughout each period

Class A	Year ended April 30		Year ended May 31			
	2024 ¹	2023	2022	2021	2020	2019
Net asset value, beginning of period	\$ 10.72	\$ 11.87	\$ 14.46	\$ 12.70	\$ 11.57	\$ 13.88
Net investment income	0.22 ²	0.34 ²	0.34 ²	0.13	0.15	0.14 ²
Net realized and unrealized gains (losses) on investments	1.11	(0.67)	(1.00)	3.24	1.17	(0.30)
Total from investment operations	1.33	(0.33)	(0.66)	3.37	1.32	(0.16)
Distributions to shareholders from						
Net investment income	(0.07)	(0.41)	(0.33)	(0.13)	(0.18)	(0.23)
Net realized gains	0.00	(0.41)	(1.60)	(1.48)	(0.01)	(1.92)
Total distributions to shareholders	(0.07)	(0.82)	(1.93)	(1.61)	(0.19)	(2.15)
Net asset value, end of period	\$ 11.98	\$ 10.72	\$ 11.87	\$ 14.46	\$ 12.70	\$ 11.57
Total return³	12.42%	(2.53)%	(5.83)%	27.87%	11.34%	(0.38)%
Ratios to average net assets (annualized)						
Gross expenses [*]	0.79%	0.81%	0.80%	0.79%	0.79%	0.78%
Net expenses [*]	0.74%	0.75%	0.75%	0.75%	0.75%	0.75%
Net investment income	2.10%	3.12%	2.46%	0.90%	1.14%	1.20%
Supplemental data						
Portfolio turnover rate ⁴	74%	57%	61%	100%	98%	97%
Net assets, end of period (000s omitted)	\$ 71,930	\$ 25,803	\$ 26,717	\$ 31,295	\$ 25,089	\$ 23,420

* Including net expenses allocated from the affiliated Master Portfolios, the expense ratios would be increased by the following amounts:

Year ended April 30, 2024 ¹	0.14%
Year ended May 31, 2023	0.14%
Year ended May 31, 2022	0.14%
Year ended May 31, 2021	0.14%
Year ended May 31, 2020	0.16%
Year ended May 31, 2019	0.17%

1 For the eleven months ended April 30, 2024. The Fund changed its fiscal year end from May 31 to April 30, effective April 30, 2024.

2 Calculated based upon average shares outstanding

3 Total return calculations do not include any sales charges. Returns for periods of less than one year are not annualized.

4 Portfolio turnover rate is calculated by multiplying the Fund's ownership percentage in the respective affiliated Master Portfolio by the corresponding affiliated Master Portfolio's purchases and sales. These purchases and sales amounts are aggregated with the direct purchases and sales in the Underlying Funds and included in the portfolio turnover calculation.

Spectrum Growth Fund

For a share outstanding throughout each period

Class C	Year ended April 30			Year ended May 31		
	2024 ¹	2023	2022	2021	2020	2019
Net asset value, beginning of period	\$ 11.03	\$ 12.17	\$ 14.78	\$ 12.96	\$ 11.78	\$ 14.02
Net investment income	0.16 ²	0.27 ²	0.24	0.02	0.06	0.08
Net realized and unrealized gains (losses) on investments	1.12	(0.68)	(1.03)	3.30	1.20	(0.33)
Total from investment operations	1.28	(0.41)	(0.79)	3.32	1.26	(0.25)
Distributions to shareholders from						
Net investment income	(0.03)	(0.32)	(0.22)	(0.02)	(0.07)	(0.07)
Net realized gains	0.00	(0.41)	(1.60)	(1.48)	(0.01)	(1.92)
Total distributions to shareholders	(0.03)	(0.73)	(1.82)	(1.50)	(0.08)	(1.99)
Net asset value, end of period	\$ 12.28	\$ 11.03	\$ 12.17	\$ 14.78	\$ 12.96	\$ 11.78
Total return³	11.62%	(3.22)%	(6.53)%	26.86%	10.67%	(1.12)%
Ratios to average net assets (annualized)						
Gross expenses [*]	1.53%	1.56%	1.55%	1.54%	1.53%	1.52%
Net expenses [*]	1.49%	1.50%	1.50%	1.50%	1.50%	1.50%
Net investment income	1.46%	2.39%	1.73%	0.15%	0.40%	0.56%
Supplemental data						
Portfolio turnover rate ⁴	74%	57%	61%	100%	98%	97%
Net assets, end of period (000s omitted)	\$ 133,450	\$ 181,270	\$ 215,969	\$ 266,399	\$ 241,980	\$ 261,722

* Including net expenses allocated from the affiliated Master Portfolios, the expense ratios would be increased by the following amounts:

Year ended April 30, 2024 ¹	0.13%
Year ended May 31, 2023	0.14%
Year ended May 31, 2022	0.14%
Year ended May 31, 2021	0.15%
Year ended May 31, 2020	0.16%
Year ended May 31, 2019	0.17%

1 For the eleven months ended April 30, 2024. The Fund changed its fiscal year end from May 31 to April 30, effective April 30, 2024.

2 Calculated based upon average shares outstanding

3 Total return calculations do not include any sales charges. Returns for periods of less than one year are not annualized.

4 Portfolio turnover rate is calculated by multiplying the Fund's ownership percentage in the respective affiliated Master Portfolio by the corresponding affiliated Master Portfolio's purchases and sales. These purchases and sales amounts are aggregated with the direct purchases and sales in the Underlying Funds and included in the portfolio turnover calculation.

Spectrum Income Allocation Fund

For a share outstanding throughout each period

Class A	Year ended April 30			Year ended May 31		
	2024 ¹	2023	2022	2021	2020	2019
Net asset value, beginning of period	\$ 8.48	\$ 9.18	\$ 10.50	\$ 10.40	\$ 9.82	\$ 10.05
Net investment income	0.25 ²	0.32 ²	0.23	0.11	0.16	0.18
Net realized and unrealized gains (losses) on investments	0.01	(0.63)	(0.83)	0.71	0.59	0.18
Total from investment operations	0.26	(0.31)	(0.60)	0.82	0.75	0.36
Distributions to shareholders from						
Net investment income	(0.27)	(0.31)	(0.25)	(0.14)	(0.17)	(0.19)
Net realized gains	0.00	(0.08)	(0.47)	(0.58)	0.00	(0.40)
Total distributions to shareholders	(0.27)	(0.39)	(0.72)	(0.72)	(0.17)	(0.59)
Net asset value, end of period	\$ 8.47	\$ 8.48	\$ 9.18	\$ 10.50	\$ 10.40	\$ 9.82
Total return³	3.04%	(3.32)%	(6.28)%	8.07%	7.72%	3.84%
Ratios to average net assets (annualized)						
Gross expenses [*]	0.85%	0.83%	0.81%	0.80%	0.80%	0.79%
Net expenses [*]	0.74%	0.75%	0.75%	0.75%	0.75%	0.75%
Net investment income	3.20%	3.67%	2.26%	1.04%	1.61%	2.15%
Supplemental data						
Portfolio turnover rate ⁴	143%	148%	225%	206%	197%	183%
Net assets, end of period (000s omitted)	\$ 34,183	\$ 17,128	\$ 20,647	\$ 24,170	\$ 21,256	\$ 16,242

* Including net expenses allocated from the affiliated Master Portfolios, the expense ratios would be increased by the following amounts:

Year ended April 30, 2024 ¹	0.13%
Year ended May 31, 2023	0.14%
Year ended May 31, 2022	0.16%
Year ended May 31, 2021	0.16%
Year ended May 31, 2020	0.15%
Year ended May 31, 2019	0.16%

1 For the eleven months ended April 30, 2024. The Fund changed its fiscal year end from May 31 to April 30, effective April 30, 2024.

2 Calculated based upon average shares outstanding

3 Total return calculations do not include any sales charges. Returns for periods of less than one year are not annualized.

4 Portfolio turnover rate is calculated by multiplying the Fund's ownership percentage in the respective affiliated Master Portfolio by the corresponding affiliated Master Portfolio's purchases and sales. These purchases and sales amounts are aggregated with the direct purchases and sales in the Underlying Funds and included in the portfolio turnover calculation.

Spectrum Income Allocation Fund

For a share outstanding throughout each period

Class C	Year ended April 30		Year ended May 31			
	2024 ¹	2023	2022	2021	2020	2019
Net asset value, beginning of period	\$ 8.48	\$ 9.18	\$ 10.46	\$ 10.36	\$ 9.81	\$ 10.06
Net investment income	0.20 ²	0.25 ²	0.15	0.03	0.09	0.14 ²
Net realized and unrealized gains (losses) on investments	0.00	(0.62)	(0.82)	0.71	0.58	0.13
Total from investment operations	0.20	(0.37)	(0.67)	0.74	0.67	0.27
Distributions to shareholders from						
Net investment income	(0.20)	(0.25)	(0.14)	(0.06)	(0.12)	(0.12)
Net realized gains	0.00	(0.08)	(0.47)	(0.58)	0.00	(0.40)
Total distributions to shareholders	(0.20)	(0.33)	(0.61)	(0.64)	(0.12)	(0.52)
Net asset value, end of period	\$ 8.48	\$ 8.48	\$ 9.18	\$ 10.46	\$ 10.36	\$ 9.81
Total return³	2.38%	(4.07)%	(6.91)%	7.25%	6.90%	2.89%
Ratios to average net assets (annualized)						
Gross expenses [*]	1.59%	1.58%	1.56%	1.55%	1.55%	1.54%
Net expenses [*]	1.49%	1.50%	1.50%	1.50%	1.50%	1.50%
Net investment income	2.51%	2.92%	1.53%	0.30%	0.89%	1.41%
Supplemental data						
Portfolio turnover rate ⁴	143%	148%	225%	206%	197%	183%
Net assets, end of period (000s omitted)	\$ 75,016	\$ 115,932	\$ 148,281	\$ 196,035	\$ 212,465	\$ 237,153

* Including net expenses allocated from the affiliated Master Portfolios, the expense ratios would be increased by the following amounts:

Year ended April 30, 2024 ¹	0.13%
Year ended May 31, 2023	0.14%
Year ended May 31, 2022	0.16%
Year ended May 31, 2021	0.16%
Year ended May 31, 2020	0.15%
Year ended May 31, 2019	0.16%

1 For the eleven months ended April 30, 2024. The Fund changed its fiscal year end from May 31 to April 30, effective April 30, 2024.

2 Calculated based upon average shares outstanding

3 Total return calculations do not include any sales charges. Returns for periods of less than one year are not annualized.

4 Portfolio turnover rate is calculated by multiplying the Fund's ownership percentage in the respective affiliated Master Portfolio by the corresponding affiliated Master Portfolio's purchases and sales. These purchases and sales amounts are aggregated with the direct purchases and sales in the Underlying Funds and included in the portfolio turnover calculation.

Spectrum Moderate Growth Fund

For a share outstanding throughout each period

Class A	Year ended April 30			Year ended May 31		
	2024 ¹	2023	2022	2021	2020	2019
Net asset value, beginning of period	\$ 10.51	\$ 11.63	\$ 13.92	\$ 12.64	\$ 11.64	\$ 13.27
Net investment income	0.25 ²	0.36 ²	0.32	0.14	0.15	0.18 ²
Net realized and unrealized gains (losses) on investments	0.85	(0.71)	(0.95)	2.59	1.07	(0.14)
Total from investment operations	1.10	(0.35)	(0.63)	2.73	1.22	0.04
Distributions to shareholders from						
Net investment income	(0.06)	(0.44)	(0.32)	(0.15)	(0.21)	(0.23)
Net realized gains	0.00	(0.33)	(1.34)	(1.30)	(0.01)	(1.44)
Total distributions to shareholders	(0.06)	(0.77)	(1.66)	(1.45)	(0.22)	(1.67)
Net asset value, end of period	\$ 11.55	\$ 10.51	\$ 11.63	\$ 13.92	\$ 12.64	\$ 11.64
Total return³	10.49%	(2.76)%	(5.66)%	22.56%	10.49%	1.02%
Ratios to average net assets (annualized)						
Gross expenses [*]	0.76%	0.76%	0.74%	0.75%	0.76%	0.76%
Net expenses [*]	0.72%	0.75%	0.74%	0.75%	0.75%	0.75%
Net investment income	2.36%	3.38%	2.49%	0.96%	1.31%	1.51%
Supplemental data						
Portfolio turnover rate ⁴	78%	65%	89%	120%	131%	126%
Net assets, end of period (000s omitted)	\$ 155,362	\$ 44,966	\$ 46,650	\$ 56,004	\$ 46,133	\$ 46,380

* Including net expenses allocated from the affiliated Master Portfolios, the expense ratios would be increased by the following amounts:

Year ended April 30, 2024 ¹	0.13%
Year ended May 31, 2023	0.14%
Year ended May 31, 2022	0.14%
Year ended May 31, 2021	0.15%
Year ended May 31, 2020	0.16%
Year ended May 31, 2019	0.17%

1 For the eleven months ended April 30, 2024. The Fund changed its fiscal year end from May 31 to April 30, effective April 30, 2024.

2 Calculated based upon average shares outstanding

3 Total return calculations do not include any sales charges. Returns for periods of less than one year are not annualized.

4 Portfolio turnover rate is calculated by multiplying the Fund's ownership percentage in the respective affiliated Master Portfolio by the corresponding affiliated Master Portfolio's purchases and sales. These purchases and sales amounts are aggregated with the direct purchases and sales in the Underlying Funds and included in the portfolio turnover calculation.

Spectrum Moderate Growth Fund

For a share outstanding throughout each period

Class C	Year ended April 30			Year ended May 31		
	2024 ¹	2023	2022	2021	2020	2019
Net asset value, beginning of period	\$ 10.80	\$ 11.91	\$ 14.22	\$ 12.87	\$ 11.85	\$ 13.40
Net investment income	0.18 ²	0.29 ²	0.24 ²	0.03	0.08	0.11
Net realized and unrealized gains (losses) on investments	0.87	(0.72)	(1.00)	2.66	1.06	(0.14)
Total from investment operations	1.05	(0.43)	(0.76)	2.69	1.14	(0.03)
Distributions to shareholders from						
Net investment income	(0.02)	(0.35)	(0.21)	(0.04)	(0.11)	(0.08)
Net realized gains	0.00	(0.33)	(1.34)	(1.30)	(0.01)	(1.44)
Total distributions to shareholders	(0.02)	(0.68)	(1.55)	(1.34)	(0.12)	(1.52)
Net asset value, end of period	\$ 11.83	\$ 10.80	\$ 11.91	\$ 14.22	\$ 12.87	\$ 11.85
Total return³	9.74%	(3.46)%	(6.39)%	21.79%	9.58%	0.31%
Ratios to average net assets (annualized)						
Gross expenses [*]	1.50%	1.51%	1.49%	1.50%	1.51%	1.50%
Net expenses [*]	1.49%	1.50%	1.49%	1.50%	1.50%	1.50%
Net investment income	1.78%	2.66%	1.76%	0.21%	0.57%	0.84%
Supplemental data						
Portfolio turnover rate ⁴	78%	65%	89%	120%	131%	126%
Net assets, end of period (000s omitted)	\$ 228,122	\$ 326,438	\$ 402,753	\$ 499,835	\$ 477,998	\$ 539,352

* Including net expenses allocated from the affiliated Master Portfolios, the expense ratios would be increased by the following amounts:

Year ended April 30, 2024 ¹	0.13%
Year ended May 31, 2023	0.14%
Year ended May 31, 2022	0.14%
Year ended May 31, 2021	0.15%
Year ended May 31, 2020	0.16%
Year ended May 31, 2019	0.17%

1 For the eleven months ended April 30, 2024. The Fund changed its fiscal year end from May 31 to April 30, effective April 30, 2024.

2 Calculated based upon average shares outstanding

3 Total return calculations do not include any sales charges. Returns for periods of less than one year are not annualized.

4 Portfolio turnover rate is calculated by multiplying the Fund's ownership percentage in the respective affiliated Master Portfolio by the corresponding affiliated Master Portfolio's purchases and sales. These purchases and sales amounts are aggregated with the direct purchases and sales in the Underlying Funds and included in the portfolio turnover calculation.

Appendix A - Sales Charge Reductions and Waivers for Certain Intermediaries

Merrill Lynch

Purchases or sales of front-end (i.e. Class A) or level-load (i.e., Class C) mutual fund shares through a Merrill platform or account will be eligible only for the following sales load waivers (front-end, contingent deferred, or back-end waivers) and discounts, which differ from those disclosed elsewhere in this Fund's prospectus. Purchasers will have to buy mutual fund shares directly from the mutual fund company or through another intermediary to be eligible for waivers or discounts not listed below.

It is the client's responsibility to notify Merrill at the time of purchase or sale of any relationship or other facts that qualify the transaction for a waiver or discount. A Merrill representative may ask for reasonable documentation of such facts and Merrill may condition the granting of a waiver or discount on the timely receipt of such documentation.

Additional information on waivers and discounts is available in the Merrill Sales Load Waiver and Discounts Supplement (the "Merrill SLWD Supplement") and in the Mutual Fund Investing at Merrill pamphlet at ml.com/funds. Clients are encouraged to review these documents and speak with their financial advisor to determine whether a transaction is eligible for a waiver or discount.

Front-end Load Waivers Available at Merrill Lynch
Shares of mutual funds available for purchase by employer-sponsored retirement, deferred compensation, and employee benefit plans (including health savings accounts) and trusts used to fund those plans provided the shares are not held in a commission-based brokerage account and shares are held for the benefit of the plan. For purposes of this provision, employer-sponsored retirement plans do not include SEP IRAs, Simple IRAs, SAR-SEPs or Keogh plans
Shares purchased through a Merrill investment advisory program
Brokerage class shares exchanged from advisory class shares due to the holdings moving from a Merrill investment advisory program to a Merrill brokerage account
Shares purchased through the Merrill Edge Self-Directed platform
Shares purchased through the systematic reinvestment of capital gains distributions and dividend reinvestment when purchasing shares of the same mutual fund in the same account
Shares exchanged from level-load shares to front-end load shares of the same mutual fund in accordance with the description in the Merrill SLWD Supplement
Shares purchased by eligible employees of Merrill or its affiliates and their family members who purchase shares in accounts within the employee's Merrill Household (as defined in the Merrill SLWD Supplement)
Shares purchased by eligible persons associated with the fund as defined in this prospectus (e.g. the fund's officers or trustees)
Shares purchased from the proceeds of a mutual fund redemption in front-end load shares provided (1) the repurchase is in a mutual fund within the same fund family; (2) the repurchase occurs within 90 calendar days from the redemption trade date, and (3) the redemption and purchase occur in the same account (known as Rights of Reinstatement). Automated transactions (i.e. systematic purchases and withdrawals) and purchases made after shares are automatically sold to pay Merrill's account maintenance fees are not eligible for Rights of Reinstatement
CDSC Waivers on Front-end, Back-end, and Level Load Shares Available at Merrill Lynch
Shares sold due to the client's death or disability (as defined by Internal Revenue Code Section 221(3))
Shares sold pursuant to a systematic withdrawal program subject to Merrill's maximum systematic withdrawal limits as described in the Merrill SLWD Supplement
Shares sold due to return of excess contributions from an IRA account
Shares sold as part of a required minimum distribution for IRA and retirement accounts due to the investor reaching the qualified age based on applicable IRS regulation
Front-end or level-load shares held in commission-based, non-taxable retirement brokerage accounts (e.g. traditional, Roth, rollover, SEP IRAs, Simple IRAs, SAR-SEPs or Keogh plans) that are transferred to fee-based accounts or platforms and exchanged for a lower cost share class of the same mutual fund

Front-end Load Discounts Available at Merrill Lynch: Breakpoints, Rights of Accumulation & Letters of Intent

Breakpoint discounts, as described in this prospectus, where the sales load is at or below the maximum sales load that Merrill permits to be assessed to a front-end load purchase, as described in the Merrill SLWD Supplement

Rights of Accumulation (ROA), as described in the Merrill SLWD Supplement, which entitle clients to breakpoint discounts based on the aggregated holdings of mutual fund family assets held in accounts in their Merrill Household

Letters of Intent (LOI), which allow for breakpoint discounts on eligible new purchases based on anticipated future eligible purchases within a fund family at Merrill, in accounts within your Merrill Household, as further described in the Merrill SLWD Supplement

Ameriprise Financial

Shareholders purchasing Fund shares through an Ameriprise Financial platform or account are eligible only for the following Class A load waivers (front-end sales charge waivers), which may differ from those disclosed elsewhere in this prospectus or the SAI.

Front-end sales charge reductions on Class A shares purchased through Ameriprise Financial

Shareholders purchasing Class A shares of the fund through an Ameriprise Financial platform or account are eligible only for the following sales charge reductions, which may differ from those disclosed elsewhere in this prospectus or the SAI. Such shareholders can reduce their initial sales charge on the purchase of Class A shares as follows:

- *Transaction size breakpoints*, as described in this prospectus or the SAI.
- *Rights of accumulation (ROA)*, as described in this prospectus or the SAI.
- *Letter of intent*, as described in this prospectus or the SAI.

Front-end sales charge waivers on Class A shares purchased through Ameriprise Financial

Shareholders purchasing Class A shares of the fund through an Ameriprise Financial platform or account are eligible only for the following sales charge waivers, which may differ from those disclosed elsewhere in this prospectus or the SAI. Such shareholders may purchase Class A shares at NAV without payment of a sales charge as follows:

- shares purchased by employer-sponsored retirement plans (e.g., 401(k) plans, 457 plans, employer-sponsored 403(b) plans, profit sharing and money purchase pension plans and defined benefit plans). For purposes of this provision, employer-sponsored retirement plans do not include SEP IRAs, Simple IRAs or SAR-SEPs.
- shares purchased through reinvestment of capital gains and dividend reinvestment when purchasing shares of the same fund (but not any other fund within the same fund family).
- shares exchanged from Class C shares of the same fund in the month of or following the seven-year anniversary of the purchase date. To the extent that this prospectus elsewhere provides for a waiver with respect to such shares following a shorter holding period, that waiver will apply to exchanges following such shorter period. To the extent that this prospectus elsewhere provides for a waiver with respect to exchanges of Class C shares for load waived shares, that waiver will also apply to such exchanges.
- shares purchased by employees and registered representatives of Ameriprise Financial or its affiliates and their immediate family members.
- shares purchased by or through qualified accounts (including IRAs, Coverdell Education Savings Accounts, 401(k)s, 403(b) TSCAs subject to ERISA and defined benefit plans) that are held by a covered family member, defined as an Ameriprise Financial advisor and/or the advisor's spouse, advisor's lineal ascendant (mother, father, grandmother, grandfather, great grandmother, great grandfather), advisor's lineal descendant (son, step-son, daughter, step-daughter, grandson, granddaughter, great grandson, great granddaughter) or any spouse of a covered family member who is a lineal descendant.
- shares purchased from the proceeds of redemptions within the same fund family, provided (1) the repurchase occurs within 90 days following the redemption, (2) the redemption and purchase occur in the same account, and (3) redeemed shares were subject to a front-end or deferred sales load (i.e. Rights of Reinstatement).

CDSC waivers on Class A and C shares purchased through Ameriprise Financial

Fund shares purchased through an Ameriprise Financial platform or account are eligible only for the following CDSC waivers, which may differ from those disclosed elsewhere in this prospectus or the SAI:

- redemptions due to death or disability of the shareholder
- shares sold as part of a systematic withdrawal plan as described in this prospectus or the SAI
- redemptions made in connection with a return of excess contributions from an IRA account
- shares purchased through a Right of Reinstatement (as defined above)
- redemptions made as part of a required minimum distribution for IRA and retirement accounts pursuant to the Internal Revenue Code

Morgan Stanley

Shareholders purchasing Fund shares through a Morgan Stanley Wealth Management transactional brokerage account are eligible only for the following Class A load waivers (front-end sales charge waivers), which may differ from and be more limited than those disclosed elsewhere in this prospectus or the SAI.

Front-end Sales Charge Waivers on Class A Shares Available at Morgan Stanley Wealth Management
Employer-sponsored retirement plans (e.g., 401(k) plans, 457 plans, employer-sponsored 403(b) plans, profit sharing and money purchase pension plans and defined benefit plans). For purposes of this provision, employer-sponsored retirement plans do not include SEP IRAs, Simple IRAs, SAR-SEPs or Keogh plans.
Morgan Stanley employee and employee-related accounts according to Morgan Stanley's account linking rules.
Shares purchased through reinvestment of dividends and capital gains distributions when purchasing shares of the same fund.
Shares purchased through a Morgan Stanley self-directed brokerage account.
Class C (i.e., level-load) shares that are no longer subject to a contingent deferred sales charge and are exchanged to Class A shares or Class A2 shares, as applicable, of the same fund pursuant to Morgan Stanley Wealth Management's share class exchange program.
Shares purchased from the proceeds of redemptions within the same fund family, provided (i) the repurchase occurs within 90 days following the redemption, (ii) the redemption and purchase occur in the same account, and (iii) redeemed shares were subject to a front-end or deferred sales charge.
Morgan Stanley, on your behalf, can convert Class A shares of the Allspring Ultra Short-Term Income Fund and the Allspring Ultra Short-Term Municipal Income Fund to Class A2 shares of the same funds, without a sales charge and on a tax free basis.

Raymond James

Shareholders purchasing Fund shares through a Raymond James & Associates, Inc., Raymond James Financial Services, Inc. and each entity's affiliates ("Raymond James") platform or account, or through an introducing broker-dealer or independent registered adviser for which Raymond James provides trade execution, clearance, and/or custody services, will be eligible only for the following load waivers (front-end sales charge waivers and contingent deferred, or back-end, sales charge waivers) and discounts, which may differ from those disclosed elsewhere in this Prospectus or SAI.

Front-end Sales Load Waivers on Class A shares Available at Raymond James
Shares purchased in an investment advisory program.
Shares purchased within the same fund family through a systematic reinvestment of capital gains and dividend distributions.
Employees and registered representatives of Raymond James or its affiliates and their family members as designated by Raymond James.
Shares purchased from the proceeds of redemptions within the same fund family, provided (1) the repurchase occurs within 90 days following the redemption, (2) the redemption and purchase occur in the same account, and (3) redeemed shares were subject to a front-end or deferred sales load (known as Rights of Reinstatement).
A shareholder in the fund's Class C shares will have their shares automatically exchanged at net asset value to Class A shares (or the appropriate share class) of the fund if the shares are no longer subject to a CDSC and the exchange is in line with the policies and procedures of Raymond James.
CDSC Waivers on Class A and C Shares Available at Raymond James
Death or disability of the shareholder.
Shares sold as part of a systematic withdrawal plan as described in this Prospectus.
Return of excess contributions from an IRA Account.
Shares sold as part of a required minimum distribution for IRA and retirement accounts due to the shareholder reaching the qualified age based on applicable IRS regulations as described in this Prospectus.
Shares sold to pay Raymond James fees but only if the transaction is initiated by Raymond James.
Shares acquired through a right of reinstatement.

Front-end Load Discounts Available at Raymond James: Breakpoints, Rights of Accumulation, and/or Letters of Intent

Breakpoints as described in this Prospectus.

Rights of accumulation which entitle shareholders to breakpoint discounts will be automatically calculated based on the aggregated holding of fund family assets held by accounts within the purchaser's household at Raymond James. Eligible fund family assets not held at Raymond James may be included in the calculation of rights of accumulation only if the shareholder notifies his or her financial advisor about such assets.

Letters of intent which allow for breakpoint discounts based on anticipated purchases within a fund family, over a 13-month time period. Eligible fund family assets not held at Raymond James may be included in the calculation of letters of intent only if the shareholder notifies his or her financial advisor about such assets.

Janney Montgomery Scott, LLC

Shareholders purchasing Fund shares through a Janney Montgomery Scott LLC ("Janney") brokerage account will be eligible for the following load waivers (front-end sales charge waivers and contingent deferred sales charge, or back-end sales charge, waivers) and discounts, which may differ from those disclosed elsewhere in this Prospectus or SAI.

Front-end sales charge¹ waivers on Class A shares available at Janney

Shares purchased through reinvestment of capital gains distributions and dividend reinvestment when purchasing shares of the same fund (but not any other fund within the fund family).

Shares purchased by employees and registered representatives of Janney or its affiliates and their family members as designated by Janney.

Shares purchased from the proceeds of redemptions within the same fund family, provided (1) the repurchase occurs within ninety (90) days following the redemption, (2) the redemption and purchase occur in the same account, and (3) redeemed shares were subject to a front-end or deferred sales load (i.e., right of reinstatement).

Employer-sponsored retirement plans (e.g., 401(k) plans, 457 plans, employer-sponsored 403(b) plans, profit sharing and money purchase pension plans and defined benefit plans). For purposes of this provision, employer-sponsored retirement plans do not include SEP IRAs, Simple IRAs, SAR-SEPs or Keogh plans.

Shares acquired through a right of reinstatement.

Class C shares that are no longer subject to a contingent deferred sales charge and are converted to Class A shares of the same fund pursuant to Janney's policies and procedures.

CDSC waivers on Class A and C shares available at Janney

Shares sold upon the death or disability of the shareholder.

Shares sold as part of a systematic withdrawal plan as described in the fund's Prospectus.

Shares purchased in connection with a return of excess contributions from an IRA account.

Shares sold as part of a required minimum distribution for IRA and retirement accounts if the redemption is taken in or after the year the shareholder reaches qualified age based on applicable IRS regulations.

Shares sold to pay Janney fees but only if the transaction is initiated by Janney.

Shares acquired through a right of reinstatement.

Shares exchanged into the same share class of a different fund.

Front-end sales charge¹ discounts available at Janney; breakpoints, rights of accumulation and/or letters of intent

Breakpoints as described in this Prospectus.

Rights of accumulation ("ROA"), which entitle shareholders to breakpoint discounts, will be automatically calculated based on the aggregated holding of fund family assets held by accounts within the purchaser's household at Janney. Eligible fund family assets not held at Janney may be included in the ROA calculation only if the shareholder notifies his or her financial advisor about such assets.

Letters of intent which allow for breakpoint discounts based on anticipated purchases within a fund family, over a 13-month time period. Eligible fund family assets not held at Janney Montgomery Scott may be included in the calculation of letters of intent only if the shareholder notifies his or her financial advisor about such assets.

1. Also referred to as an "initial sales charge."

Edward Jones

Policies Regarding Transactions Through Edward Jones

Clients of Edward Jones (also referred to as “shareholders”) purchasing fund shares on the Edward Jones commission and fee-based platforms are eligible only for the following sales charge discounts (also referred to as “breakpoints”) and waivers, which can differ from discounts and waivers described elsewhere in the mutual fund prospectus or statement of additional information (“SAI”) or through another broker-dealer. In all instances, it is the shareholder’s responsibility to inform Edward Jones at the time of purchase of any relationship, holdings of Allspring Funds, or other facts qualifying the purchaser for discounts or waivers. Edward Jones can ask for documentation of such circumstance. Shareholders should contact Edward Jones if they have questions regarding their eligibility for these discounts and waivers.

Breakpoints available at Edward Jones

Breakpoint pricing, otherwise known as volume pricing, at dollar thresholds as described in the prospectus.

Rights of Accumulation (“ROA”)

The applicable sales charge on a purchase of Class A shares is determined by taking into account all share classes (except certain money market funds and any assets held in group retirement plans) of Allspring Funds held by the shareholder or in an account grouped by Edward Jones with other accounts for the purpose of providing certain pricing considerations (“pricing groups”). If grouping assets as a shareholder, this includes all share classes held on the Edward Jones platform and/or held on another platform. The inclusion of eligible fund family assets in the ROA calculation is dependent on the shareholder notifying Edward Jones of such assets at the time of calculation. Money market funds are included only if such shares were sold with a sales charge at the time of purchase or acquired in exchange for shares purchased with a sales charge.

The employer maintaining a SEP IRA plan and/or SIMPLE IRA plan may elect to establish or change ROA for the IRA accounts associated with the plan to a plan-level grouping as opposed to including all share classes at a shareholder or pricing group level.

ROA is determined by calculating the higher of cost minus redemptions or market value (current shares x NAV).

Letter of Intent (“LOI”)

Through a LOI, shareholders can receive the sales charge and breakpoint discounts for purchases shareholders intend to make over a 13-month period from the date Edward Jones receives the LOI. The LOI is determined by calculating the higher of cost or market value of qualifying holdings at LOI initiation in combination with the value that the shareholder intends to buy over a 13-month period to calculate the front-end sales charge and any breakpoint discounts. Each purchase the shareholder makes during that 13-month period will receive the sales charge and breakpoint discount that applies to the total amount. The inclusion of eligible fund family assets in the LOI calculation is dependent on the shareholder notifying Edward Jones of such assets at the time of calculation. Purchases made before the LOI is received by Edward Jones are not adjusted under the LOI and will not reduce the sales charge previously paid. Sales charges will be adjusted if LOI is not met.

If the employer maintaining a SEP IRA plan and/or SIMPLE IRA plan has elected to establish or change ROA for the IRA accounts associated with the plan to a plan-level grouping, LOIs will also be at the plan-level and may only be established by the employer.

Sales Charge Waivers

Sales charges are waived for the following shareholders and in the following situations:

Associates of Edward Jones and its affiliates and other accounts in the same pricing group (as determined by Edward Jones under its policies and procedures) as the associate. This waiver will continue for the remainder of the associate’s life if the associate retires from Edward Jones in good-standing and remains in good standing pursuant to Edward Jones’ policies and procedures.

Shares purchased in an Edward Jones fee-based program.

Shares purchased through reinvestment of capital gains distributions and dividend reinvestment.

Shares purchased from the proceeds of redeemed shares of the same fund family so long as the following conditions are met: the proceeds are from the sale of shares within 60 days of the purchase, the sale and purchase are made from a share class that charges a front load and one of the following (“Right of Reinstatement”):

- The redemption and repurchase occur in the same account.
- The redemption proceeds are used to process an: IRA contribution, excess contributions, conversion, recharacterizing of contributions, or distribution, and the repurchase is done in an account within the same Edward Jones grouping for ROA.

The Right of Reinstatement excludes systematic or automatic transactions including, but not limited to, purchases made through payroll deductions, liquidations to cover account fees, and reinvestments from non-mutual fund products.

Shares exchanged into Class A shares from another share class so long as the exchange is into the same fund and was initiated at the discretion of Edward Jones. Edward Jones is responsible for any remaining CDSC due to the fund company, if applicable. Any future purchases are subject to the applicable sales charge as disclosed in the prospectus.

Exchanges from Class C shares to Class A shares of the same fund, generally, in the 84th month following the anniversary of the purchase date or earlier at the discretion of Edward Jones.

Purchases of Class 529-A shares through a rollover from either another education savings plan or a security used for qualified distributions.

Purchases of Class 529-A shares made for recontribution of refunded amounts.

Contingent Deferred Sales Charge (“CDSC”) Waivers

If the shareholder purchases shares that are subject to a CDSC and those shares are redeemed before the CDSC is expired, the shareholder is responsible to pay the CDSC except in the following conditions:

The death or disability of the shareholder.

Systematic withdrawals with up to 10% per year of the account value.

Return of excess contributions from an Individual Retirement Account (IRA).

Shares redeemed as part of a required minimum distribution for IRA and retirement accounts if the redemption is taken in or after the year the shareholder reaches qualified age based on applicable IRS regulations.

Shares redeemed to pay Edward Jones fees or costs in such cases where the transaction is initiated by Edward Jones.

Shares exchanged in an Edward Jones fee-based program.

Shares acquired through NAV reinstatement.

Shares redeemed at the discretion of Edward Jones for Minimums Balances, as described below.

Other Important Information Regarding Transactions Through Edward Jones:

Minimum Purchase Amounts

- Initial purchase minimum: \$250
- Subsequent purchase minimum: none

Minimum Balances

- Edward Jones has the right to redeem at its discretion fund holdings with a balance of \$250 or less. The following are examples of accounts that are not included in this policy:
 - o A fee-based account held on an Edward Jones platform
 - o A 529 account held on an Edward Jones platform
 - o An account with an active systematic investment plan or LOI

Exchanging Share Classes

- At any time it deems necessary, Edward Jones has the authority to exchange at NAV a shareholder’s holdings in a fund to Class A shares of the same fund.

Robert W. Baird & Co.

Shareholders purchasing fund shares through a Robert W. Baird & Co. (“Baird”) platform or account will only be eligible for the following sales charge waivers (front-end sales charge waivers and CDSC waivers) and discounts, which may differ from those disclosed elsewhere in this Prospectus or the SAI.

Front-end Sales Load Waivers on Class A Shares available at Baird

Shares purchased through reinvestment of capital gains distributions and dividend reinvestment when purchasing share of the same fund.

Share purchase by employees and registers representatives of Baird or its affiliate and their family members as designated by Baird.

Shares purchase from the proceeds of redemptions within the same fund family, provided (1) the repurchase occurs within 90 days following the redemption, (2) the redemption and purchase occur in the same accounts, and (3) redeemed shares were subject to a front-end or deferred sales charge (known as rights of reinstatement).

A shareholder in the Funds Investor C Shares will have their share exchanged at net asset value to Investor A shares of the fund if the shares are no longer subject to CDSC and the exchange is in line with the policies and procedures of Baird.

Employer-sponsored retirement plans or charitable accounts in a transactional brokerage account at Baird, including 401(k) plans, 457 plans, employer-sponsored 403(b) plans, profit sharing and money purchase pension plans and defined benefit plans. For purposes of this provision, employer-sponsored retirement plans do not include SEP IRAs, Simple IRAs or SAR-SEPs.

CDSC Waivers on A and C Shares available at Baird

Shares sold due to death or disability of the shareholder.

Shares sold as part of a systematic withdrawal plan as described in the Fund's Prospectus.

Shares bought due to returns of excess contributions from an IRA Account.

Shares sold as part of a required minimum distribution for IRA and retirement accounts due to the shareholder reaching age 72 as described in the Fund's Prospectus.

Shares sold to pay Baird fees but only if the transaction is initiated by Baird.

Shares acquired through a right of reinstatement.

Front-end load Discounts Available at Baird: Breakpoint and/or Rights of Accumulation

Breakpoints as described in this Prospectus.

Rights of accumulations which entitles shareholders to breakpoint discounts will be automatically calculated based on the aggregated holding of fund family assets held by accounts within the purchaser's household at Baird. Eligible fund family assets not held at Baird may be included in the rights of accumulations calculation only if the shareholder notifies his or her financial advisor about such assets.

Letters of Intent (LOI) allow for breakpoint discounts based on anticipated purchases within a fund family through Baird, over a 13-month period of time.

Oppenheimer & Co., Inc.

Shareholders purchasing Fund shares through an Oppenheimer & Co. Inc. ("Oppenheimer") platform or account are eligible only for the following load waivers (front-end sales charge waivers and contingent deferred or back-end, sales charge waivers) and discounts, which may differ from those disclosed elsewhere in this prospectus or SAI.

Front-end Sales Load Waivers on Class A Shares available at Oppenheimer

Employer-sponsored retirement, deferred compensation and employee benefit plans (including health savings accounts) and trusts used to fund those plans, provided that the shares are not held in a commission-based brokerage account and shares are held for the benefit of the plan.

Shares purchased by or through a 529 Plan.

Shares purchased through an Oppenheimer affiliated investment advisory program.

Shares purchased through reinvestment of capital gains distributions and dividend reinvestment when purchasing shares of the same fund (but not any other fund within the fund family).

Shares purchased from the proceeds of redemptions within the same fund family, provided (1) the repurchase occurs within 90 days following the redemption, (2) the redemption and purchase occur in the same account, and (3) redeemed shares were subject to a front-end or deferred sales load (known as Rights of Restatement).

A shareholder in the Fund's Class C shares will have their shares exchanged at net asset value to Class A shares (or the appropriate share class) of the Fund if the shares are no longer subject to a CDSC and the exchange is in line with the policies and procedures of Oppenheimer.

Employees and registered representatives of Oppenheimer or its affiliates and their family members.

Directors or Trustees of the Fund, and employees of the Fund's investment adviser or any of its affiliates, as described in this Prospectus.

CDSC Waivers on A and C Shares available at Oppenheimer

Death or disability of the shareholder.

Shares sold as part of a systematic withdrawal plan as described in this Prospectus.

Return of excess contributions from an IRA Account.

Shares sold as part of a required minimum distribution for IRA and retirement accounts due to the shareholder reaching the qualified age based on applicable IRS regulations as described in this Prospectus.

Shares sold to pay Oppenheimer fees but only if the transaction is initiated by Oppenheimer.

Shares acquired through a right of reinstatement.

Front-end load Discounts Available at Oppenheimer: Breakpoints, Rights of Accumulation & Letters of Intent

Breakpoints as described in this Prospectus.

Rights of Accumulation (ROA), which entitle shareholders to breakpoint discounts, will be automatically calculated based on the aggregated holding of fund family assets held by accounts within the purchaser's household at Oppenheimer. Eligible fund family assets not held at Oppenheimer may be included in the ROA calculation only if the shareholder notifies his or her financial advisor about such assets.

J.P. Morgan

If you purchase or hold fund shares through an applicable J.P. Morgan Securities LLC brokerage account, you will be eligible for the following sales charge waivers (front-end sales charge waivers and contingent deferred sales charge (“CDSC”), or back-end sales charge, waivers), share class conversion policy and discounts, which may differ from those disclosed elsewhere in this Fund’s prospectus or Statement of Additional Information (“SAI”).

Front-end sales charge waivers on Class A shares available at J.P. Morgan Securities LLC

Shares exchanged from Class C (i.e., level-load) shares that are no longer subject to a CDSC and are exchanged into Class A shares of the same fund pursuant to J.P. Morgan Securities LLC’s share class exchange policy.

Qualified employer-sponsored defined contribution and defined benefit retirement plans, nonqualified deferred compensation plans, other employee benefit plans and trusts used to fund those plans. For purposes of this provision, such plans do not include SEP IRAs, SIMPLE IRAs, SAR-SEPs or 501(c)(3) accounts.

Shares of funds purchased through J.P. Morgan Securities LLC Self-Directed Investing accounts.

Shares purchased through rights of reinstatement.

Shares purchased through reinvestment of capital gains distributions and dividend reinvestment when purchasing shares of the same fund (but not any other fund within the fund family).

Shares purchased by employees and registered representatives of J.P. Morgan Securities LLC or its affiliates and their spouse or financial dependent as defined by J.P. Morgan Securities LLC.

Class C to Class A share conversion

A shareholder in the fund’s Class C shares will have their shares converted by J.P. Morgan Securities LLC to Class A shares (or the appropriate share class) of the same fund if the shares are no longer subject to a CDSC and the conversion is consistent with J.P. Morgan Securities LLC’s policies and procedures.

CDSC waivers on Class A and C shares available at J.P. Morgan Securities LLC

Shares sold upon the death or disability of the shareholder.

Shares sold as part of a systematic withdrawal plan as described in the fund’s prospectus.

Shares purchased in connection with a return of excess contributions from an IRA account.

Shares sold as part of a required minimum distribution for IRA and retirement accounts pursuant to the Internal Revenue Code.

Shares acquired through a right of reinstatement.

Front-end load discounts available at J.P. Morgan Securities LLC: breakpoints, rights of accumulation & letters of intent

Breakpoints as described in the prospectus.

Rights of Accumulation (“ROA”) which entitle shareholders to breakpoint discounts as described in the fund’s prospectus will be automatically calculated based on the aggregated holding of fund family assets held by accounts within the purchaser’s household at J.P. Morgan Securities LLC. Eligible fund family assets not held at J.P. Morgan Securities LLC (including 529 program holdings, where applicable) may be included in the ROA calculation only if the shareholder notifies their financial advisor about such assets.

Letters of Intent (“LOI”) which allow for breakpoint discounts based on anticipated purchases within a fund family, through J.P. Morgan Securities LLC, over a 13-month period of time (if applicable).

FOR MORE INFORMATION

More information on a Fund is available free upon request, including the following documents:

Statement of Additional Information (“SAI”)

Supplements the disclosures made by this Prospectus. The SAI, which has been filed with the SEC, is incorporated by reference into this Prospectus and therefore is legally part of this Prospectus.

Annual/Semi-Annual Reports

Provide financial and other important information, including a discussion of the market conditions and investment strategies that significantly affected Fund performance over the reporting period. To obtain copies of the above documents or for more information about Allspring Funds, contact us:

By telephone:

Individual Investors: 1-800-222-8222

Retail Investment Professionals: 1-888-877-9275

Institutional Investment Professionals: 1-800-260-5969

By mail:

Allspring Funds

P.O. Box 219967

Kansas City, MO 64121-9967

Online:

www.allspringglobal.com

From the SEC:

Visit the SEC’s Public Reference Room in Washington, DC (phone 1-202-551-8090 for operational information for the SEC’s Public Reference Room) or the SEC’s website at sec.gov.

To obtain information for a fee, write or email:

SEC’s Public Reference Section

100 “F” Street, NE

Washington, DC 20549-0102

publicinfo@sec.gov

The Allspring Funds are distributed by

Allspring Funds Distributor, LLC, a member of FINRA.



Go paperless!

Receive your fund communications electronically at allspringglobal.com/edocs.