

Five Reasons to Buy European Loans

In a world where interest rates may remain higher for longer and geopolitical risks are elevated, investors are torn between seeking yield and preserving capital. European loans stand out as an asset class that can help investors pursue both goals in this challenging environment.

01 European loans offer high levels of income

Following their steep sell-off in 2022, European loans now offer attractive yields. Loans provide an approximate 4.5% spread over the Euro Interbank Offered Rate (EURIBOR). With EURIBOR yielding about 3.6%, they now offer an “all-in” yield of 8%, as shown in Figure 1.

Key benefits of European loans

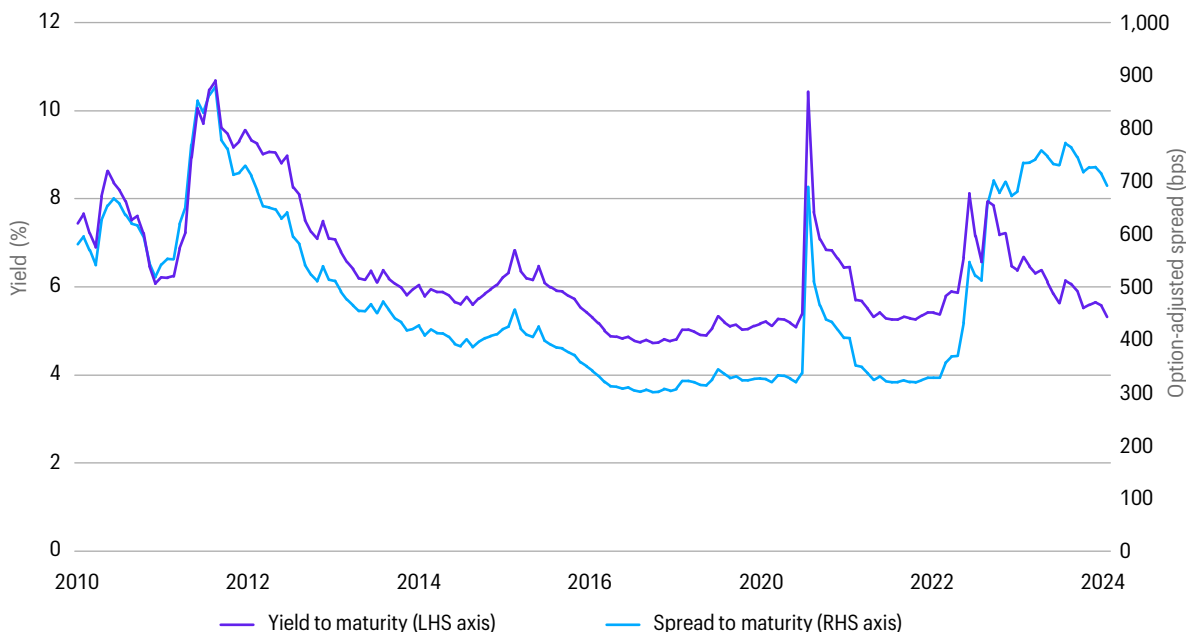
- 01** European loans offer **high levels of income**
- 02** Senior-secured status provides **strong creditor protection**
- 03** European loans provide investors with **diversification benefits**
- 04** Fundamental and technical factors support **strong expected risk-adjusted returns**
- 05** European loans offer an attractive **alternative to private debt**



JENS VANBRABANT, CFA

+ Senior Portfolio Manager, Head of European Loans and High Yield Plus Fixed Income

FIGURE 1: EUROPEAN LOAN ALL-IN YIELDS ARE NEAR 10-YEAR HIGHS



Sources: Allspring, S&P LCD and Bloomberg Finance L.P., as at 31 May 2024

*100 basis points = 1.00%

FOR INVESTMENT PROFESSIONAL, INSTITUTIONAL INVESTOR AND QUALIFIED INVESTOR USE ONLY



02 Senior-secured status provides strong creditor protection

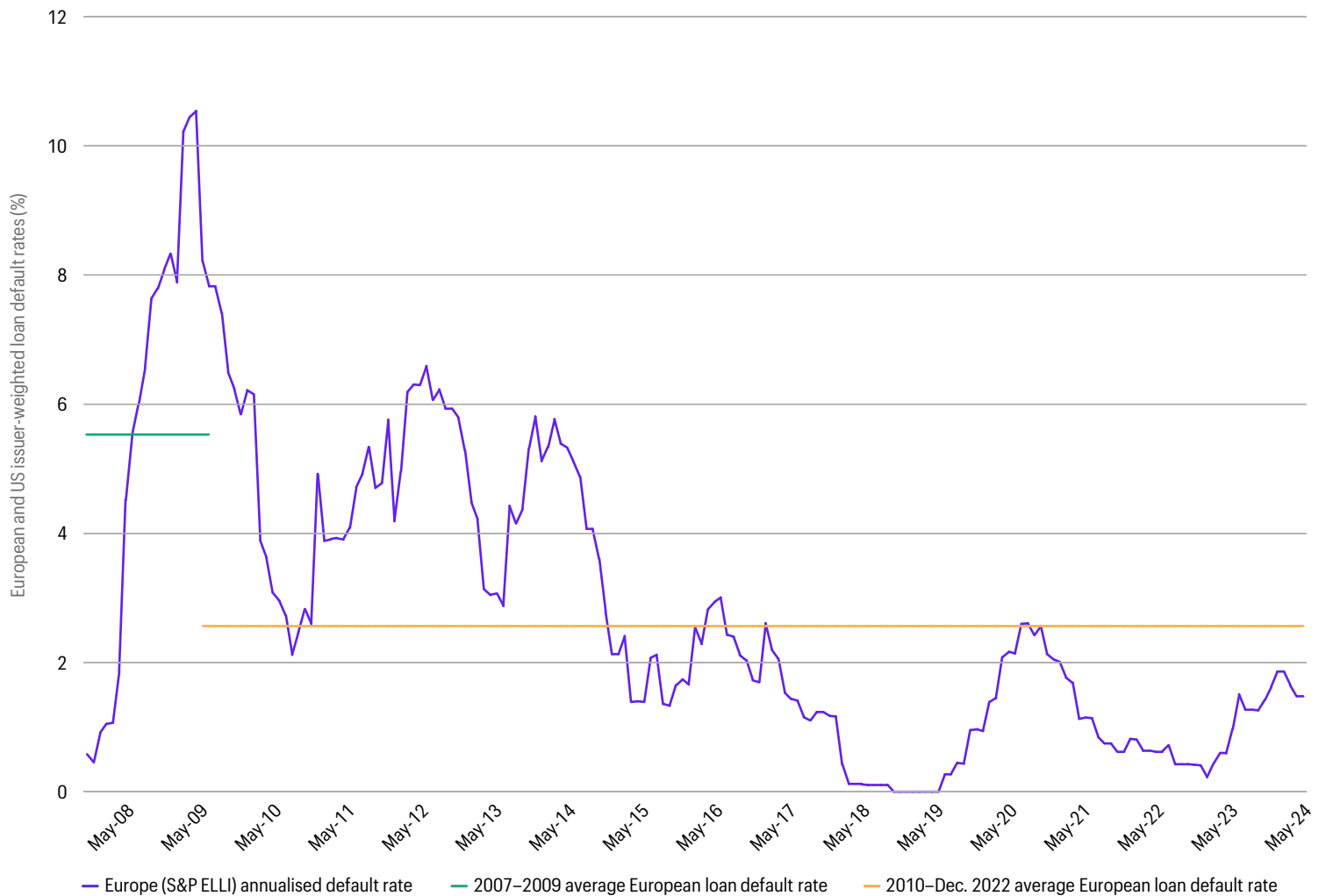
The senior-secured status of European loans offers investors the following advantages:

- **Stronger legal documentation.** Loan documentation in Europe has traditionally been drafted by banks that often seek to protect their interests at the expense of bondholders subordinated to them. As a result, loan documentation typically offers more protection than bond indentures.
- **The credit rating of a loan is typically one to two notches higher** than that of an unsecured or subordinated high yield bond.

- **Stronger recovery rates.** The recovery rate on European senior-secured loans has historically been about 70% versus 40% for subordinated high yield bondholders.

Although the impact of the move towards covenant-lite documentation may result in a reduction of recovery rates going forward, these protections continue to provide important protection to investors. Despite the impact of higher interest rates, loan defaults continue to hover near all-time lows, as shown in Figure 2. The past monetary environment has allowed many companies to push out their maturity profile of loan repayments to 2026 and 2027. As a result, the amount of loans maturing in 2024 and 2025 remains very low by historical standards, and we expect defaults to stay modest.

FIGURE 2: EUROPEAN AND US ISSUER-WEIGHTED LOAN DEFAULT RATES



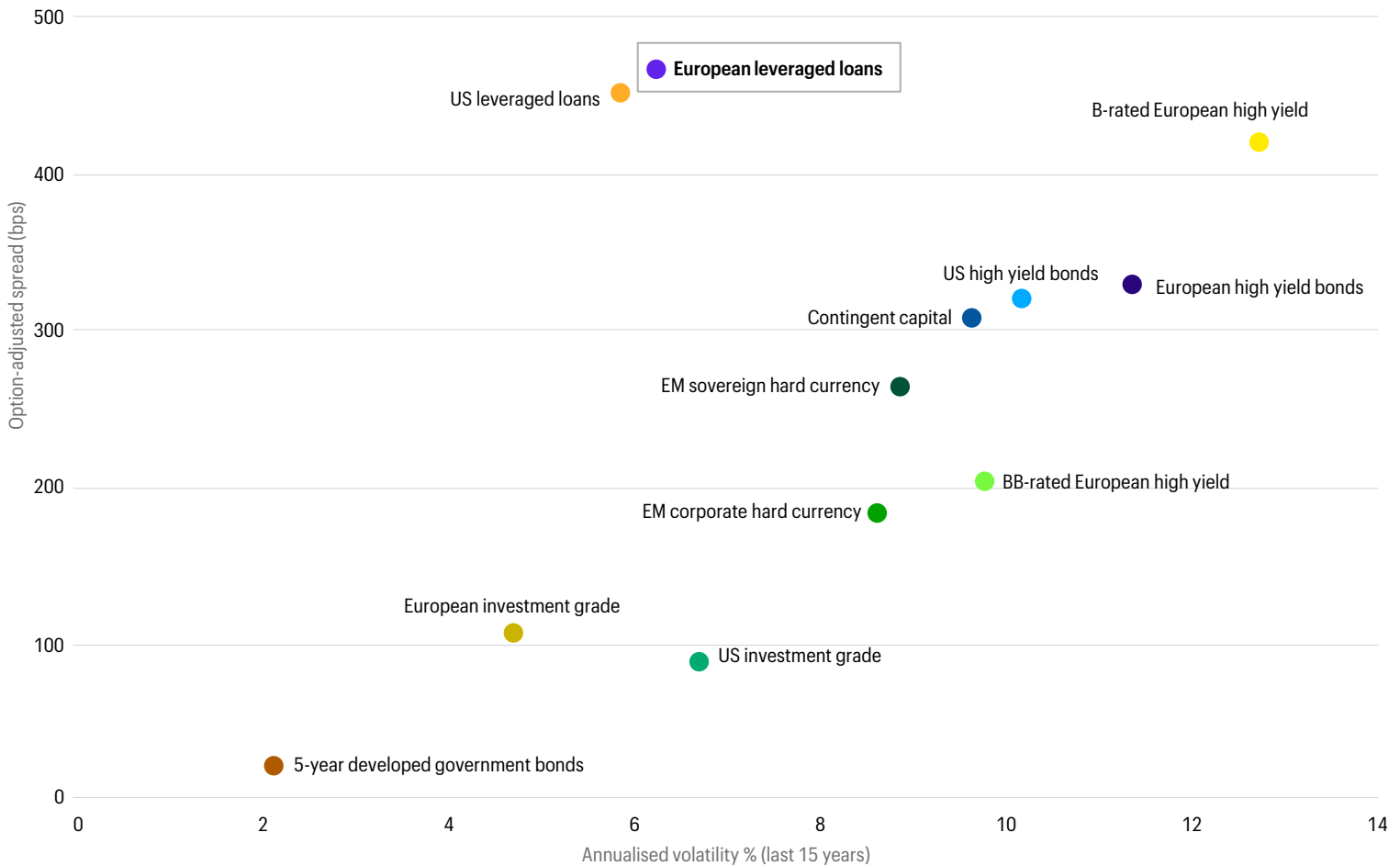
Sources: Allspring and S&P LCD, as at 31 May 2024



03 European loans provide investors with diversification benefits

European loans have historically provided investors with attractive expected risk-adjusted returns. We believe bottom-up considerations are often more important drivers of returns for this asset class than top-down macro considerations, such as interest rate levels. This makes European loans a good portfolio diversifier. Figure 3 shows how European loans offer attractive spreads per unit of volatility in comparison to competing fixed income asset classes.

FIGURE 3: SPREAD AND VOLATILITY (HEDGED TO €) FOR MAJOR FIXED INCOME ASSET CLASSES



Sources: Allspring, BofA Securities credit indices (EGOV, ERO0, EMGD, EMUB, HE00, COCO, HOA0, COA0), S&P Leveraged Commentary & Data and Bloomberg Finance L.P., as at 31 May 2024



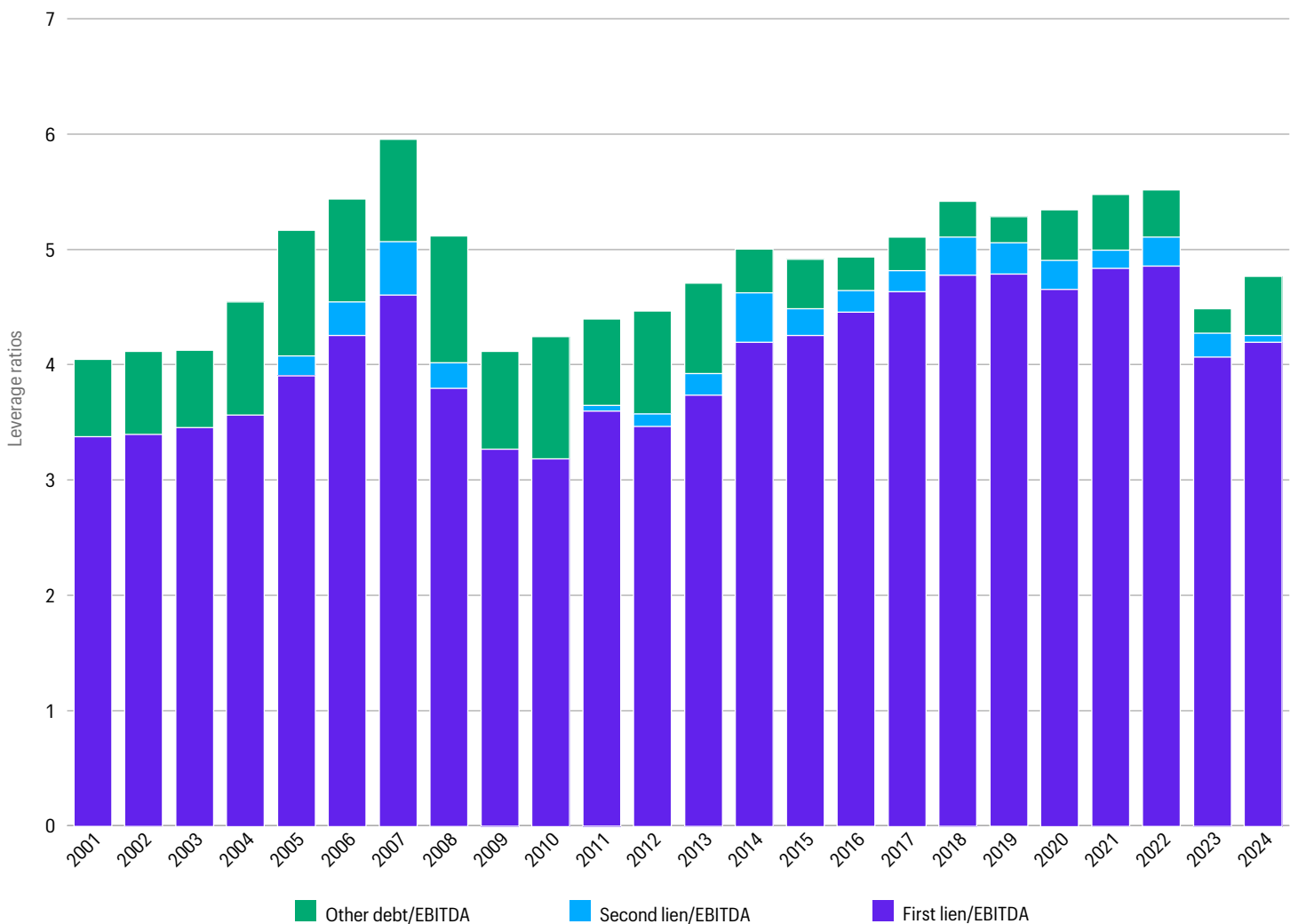
04 Fundamental and technical factors support strong expected risk-adjusted returns

European borrowers continue to display strong fundamentals. A key measure we look at is the leverage ratio, calculated as total company debt divided by earnings before interest, taxes, depreciation and amortisation (EBITDA). Figure 4 shows how this metric, in aggregate, has evolved in recent years for new deals brought to the primary market and how, as a result of rising interest rates, the leverage multiple actually started to drop in 2023.

Volatility has also been kept low as a result of collateralised loan obligation (CLO) vehicles in the market. CLOs have grown over the years to become the largest buyers of leveraged loans, mopping up over 60% of all new issue supply—the remaining loans are bought by funds and separate accounts. In 2023, for example, the euro CLO market saw €26 billion in new issue supply versus €47 billion of total leveraged loan supply in the primary market.

The presence of CLO warehouses as major buyers of loans acts as a shock absorber: if spreads become too tight, underwriting banks may lose more than half of their buyer base for the deals they are trying to syndicate. Conversely, if spreads move too wide, CLO warehouses will quickly step in to purchase excess supply.

FIGURE 4: THE EVOLUTION OF LEVERAGE (TOTAL DEBT/EBITDA) IN EUROPEAN LOAN MARKETS



Sources: Allspring and S&P LCD, as at 24 June 2024



05 European loans offer an attractive alternative to private debt

The European sub-investment-grade market includes high yield bonds, loans and private debt. With relative value and supply varying over time, a case can be made for investing in each part of the market.

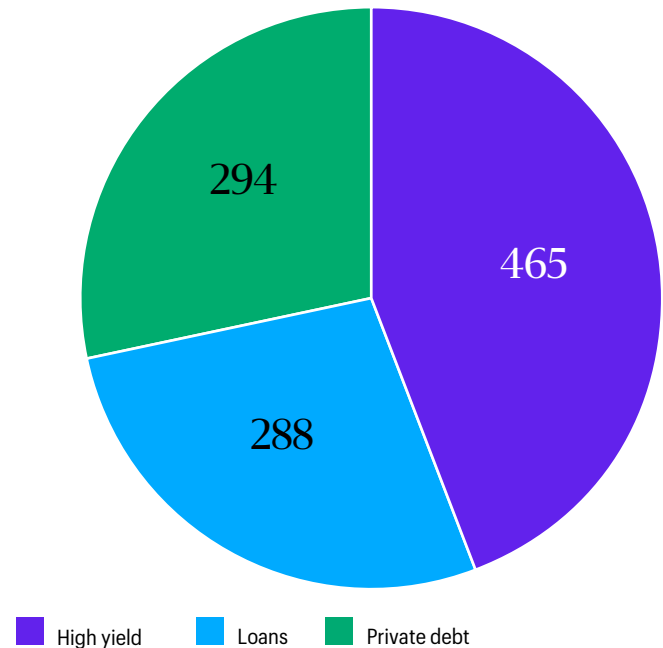
Specifically, for those investors worried about some aspects of their private debt investments, we see European loans as an attractive alternative.

For example, the closed-end nature of private debt vehicles and the absence of a secondary market in the notes issued by these vehicles mean that a private debt allocation is less liquid than an investment in European loans, which is typically accessed via open-ended fund structures. The added return received in private debt versus leveraged loans of 1.5% to 2.0% per annum—the so-called illiquidity premium—may not be enough to compensate for the risk in the eyes of some investors.

Second, investors may be concerned that private debt managers have had to make many borrower-friendly concessions, including weaker loan covenants to deploy capital during the last two to three years, and that this may affect future investment returns as the default cycle accelerates. Whereas the European loan managers have worked through two default cycles during the last 15 years (the 2008–2009 Global Financial Crisis and the European sovereign debt and banking crisis in 2011–2012), we do not know whether private debt managers’ investment and restructuring teams are strong and experienced enough to come through the next default cycle unscathed.

In both these instances, an allocation to the more liquid and mature European leveraged loan asset class at current yield-to-maturity levels of 8% offers a sound alternative and a great way to diversify the overall portfolio.

FIGURE 5: EUROPEAN SUB-INVESTMENT-GRADE MARKET (EUR BILLION)



Sources: Allspring, Bloomberg Finance L.P., BofA Securities and Credit Suisse, as at 24 June 2024

Conclusion

Against a backdrop of higher rates and wider spreads, investors continue to search for opportunities to add attractive risk-adjusted returns. An allocation to European loans may meet this need. Evidence has shown that this asset class has experienced compelling risk-adjusted returns, helped in part by continued robust fundamentals, despite the impact of the COVID-19 crisis and the Ukraine war. Looking ahead, we expect this thesis to remain intact over the next two to three years.

European loans offer investors several advantages aside from their high level of income. From a credit risk perspective, they have the advantage of being senior in the capital structure. In terms of diversification, they have shown less correlation with other asset classes. Market technical factors such as supply and demand trends are also supportive of this asset class. Finally, they offer a more liquid alternative to private debt markets.



For further information

We want to help clients build for successful outcomes, defend portfolios against uncertainty and create long-term financial well-being. Visit our website at www.allspringglobal.com.

Contact details

FOR EMEA and APAC INVESTORS ONLY

To reach our EMEA- and APAC-based investment professionals, contact us at **AllspringInternational@allspringglobal.com**.

FOR U.S. INVESTORS ONLY

- To reach our institutional investment professionals, contact your existing client relations director, or email us at **AllspringInstitutional@allspringglobal.com**.

FOR SUSTAINABLE INVESTING

- To discuss sustainable investing solutions, contact **Henrietta Pacquement**, head of Sustainability, and **Jamie Newton**, deputy head of Sustainability, at **henrietta.pacquement@allspringglobal.com** and **jamie.newton@allspringglobal.com**.

CFA® and Chartered Financial Analyst® are trademarks owned by CFA Institute.

This material is provided for informational purposes only and is for professional, institutional or qualified clients/investors. Not for retail use outside the US.

THIS MATERIAL DOES NOT CONSTITUTE AN OFFER OR SOLICITATION AND IN ANY CASE IS NOT INTENDED TO BE USED IN ANY JURISDICTION OR TO ANY PERSON WHERE IT WOULD BE UNAUTHORISED OR UNLAWFUL TO DO SO.

Allspring Global Investments™ (Allspring) is the trade name for the asset management companies of Allspring Global Investments Holdings, LLC, a holding company indirectly owned by certain private funds of GTCR LLC and Reverence Capital Partners, L.P. Unless otherwise stated, Allspring is the source of all data (which is current or as of the date stated); **past performance is not a guarantee or reliable indicator of future results**; all investments contain risk; content is provided for informational purposes only with no representation regarding its adequacy, accuracy or completeness and should not be relied upon; views, opinions, assumptions or estimates are not necessarily that of Allspring and are subject to change without notice; and this communication does not contain investment advice, an investment recommendation or investment research, as defined under local regulation of the respective jurisdiction.

FOR INVESTMENT PROFESSIONAL, INSTITUTIONAL INVESTOR AND QUALIFIED INVESTOR USE ONLY